



# DMV 2022 Facts and Figures



## Contents

Crashes.....	1
2020 Safety Responsibility Program Results *.....	2
Buyer Identification Card.....	3
Buyer Licenses Issued.....	4
Consumer Complaints.....	4
Dealer Inspections Completed.....	5
Dealer Licenses Issued.....	6
Salesperson Licenses Issued.....	7
Drivers.....	8
Abstracts.....	8
Citations and Convictions.....	9
Traffic Convictions Entered.....	10
Driver License.....	13
Commercial Driver License (CDL).....	14
Commercial Driver License Statistics - Endorsements.....	17
S (School Bus) & P (Passenger Vehicle).....	17
Commercial Driver License Statistics - Endorsements.....	19
H (Hazardous Materials), N (Tank Vehicle) & T (Double/Triple Trailers).....	19
Instruction Permit Statistics.....	21
Commercial Driving School.....	23
Motorcycle Endorsement.....	23
Motorcycle License Class M Statistics.....	24
Occupational License.....	26
School Bus (S) endorsement.....	27
Driver License/ID Cards Issued.....	28
Drivers Licensed by County.....	30
Drivers Licensed – Probationary.....	32
Drivers Licensed – Probationary and Regular.....	34
Total Licensed Drivers by Year.....	37
Employer Notification Program.....	38
Medical Evaluation for Drivers.....	39
Organ Donor.....	40

## 2022 Facts and Figures

---

Photo Identification Card (ID).....	41
Valid ID Cards by County.....	42
Demerit Points.....	44
Administrative Suspension: Alcohol Concentration.....	45
Alcohol/Drug Review.....	46
Disqualification.....	47
Habitual Traffic Offender.....	48
Revocations and Suspensions.....	49
Revocations or Suspensions by Reason of Conviction.....	50
Revocation and Suspension Reinstatement.....	53
Traffic Safety Programs.....	55
Driving Skills Test.....	56
Driver License Knowledge Exam.....	57
Third Party Testing.....	59
Administrative Rules in Calendar 2021.....	60
New Laws in Calendar Year 2021.....	60
Transportation Fund Revenue.....	61
Motor Carriers.....	62
Heavy Vehicle Use Tax (HVUT).....	62
International Registration Plan (IRP).....	63
Motor Carrier Audit.....	65
Motor Carrier Fuel Tax.....	66
Motor Carrier Insurance.....	67
Motor Carrier Unified Carrier Registration.....	68
Telephone Authorization.....	69
Vehicles.....	70
Certificate of Title.....	70
Disabled Parking Identification Card.....	71
Electronic Title and Registration.....	72
Heavy Vehicle Registration & Titling.....	73
Involuntary Transfer.....	73
License Plates Issued.....	74
License Plates & Renewal Stickers.....	76
Online Registration Renewal.....	77

---

## 2022 Facts and Figures

---

Personalized License Plate .....	78
Traffic Violation & Registration Program (TV&RP) .....	80
Vehicle Emission Inspection Program (I/M) .....	81
Plate/Registration/Vehicle Type Abbreviations .....	82
Vehicles Registered by County .....	85
Vehicles Registered by Year .....	87

### Crashes

Generally, law enforcement agencies investigate and file the written reports with the DOT. In those reportable crashes where an enforcement agency does not investigate and/or file a report, the people involved are required to file one. Go to this site to complete your report: [Crash Reporting](#)

The Division of Motor Vehicles (DMV) **no longer manages crash reporting. The Wisconsin State Patrol now manages this program.**

Please contact:

Crash Records / Safety Responsibility

Phone: (608) 266-8753

Email: [DSPTrafficCrashes@dot.wi.gov](mailto:DSPTrafficCrashes@dot.wi.gov)

## 2022 Facts and Figures

---

### 2020 Safety Responsibility Program Results \*

The Wisconsin Safety Responsibility Law requires all motorists involved in reportable crashes to submit evidence to the DMV of their financial ability to pay for damages they caused in the crash. A crash is reportable if there is injury or death, if there is \$200 or more damage to government property (except a government owned vehicle), or if there is \$1,000 or more in damages to any one person's property (including government owned vehicles). In 2020 there were 3,123 claims made against 4,891 uninsured drivers and/or owners exceeding \$18.8 million in damages.

#### 2020 – Safety Responsibility (SR) Claims by Type of Claim and Amounts

Claim Type	Total Claims	Total Amount
Fatalities	2	\$16,285
Personal Injuries	11	\$137,510
Property Damage	99	\$565,531
Vehicle Damage	3,011	\$18,103,224
<b>Total</b>	<b>3,123</b>	<b>\$18,882,554</b>

A claim is verification of damages or injuries filed against an uninsured negligent driver and/or vehicle owner resulting from a crash. The claim amount includes estimated court costs.

#### 2020 – Motorists Subject to SR Law

- 4,891 Notices of Suspension sent to drivers and owners of vehicles in 2020. In many crashes, the drivers and owners were different persons.
- 1,553 Responded to the Notice of Suspension by settling the claims prior to suspension.
- 69 Posted the required security deposit.
- 3,704 Drivers and owners failed to comply with the requirements given on the Notice of Suspension and their operating and registration privileges were suspended.
- 1,186 Suspended motorists complied with the Safety Responsibility requirements after the Suspension Orders were entered.
- 1,300 Motorists accepted the one-year suspension of privileges.
- 1,363 Drivers and owners were still withdrawn as of January 21, 2021.

---

Out of 187,517 vehicles involved in reportable crashes in 2020, only 0.7% were uninsured, failed to pay for the damages and accepted a one-year suspension of privileges.

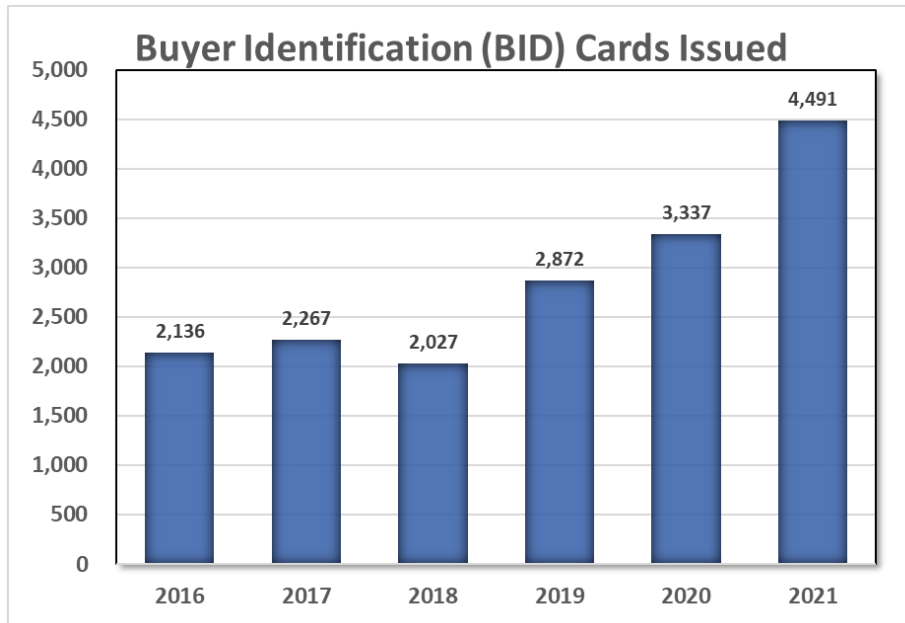
\*Insured parties have up to one year after the crash to file under the SR law, therefore 2020 is the latest year for which full SR program results are available.

## 2022 Facts and Figures

### Dealers

#### Buyer Identification Card

A Salvage Buyer Identification (BID) card permits the holder to attend salvage auction pools. DMV licenses persons who want to purchase damaged motor vehicles from motor vehicle salvage pools. The BID card holder must be an employee of a licensed dealer and may hold BID cards for more than one dealer at a time.

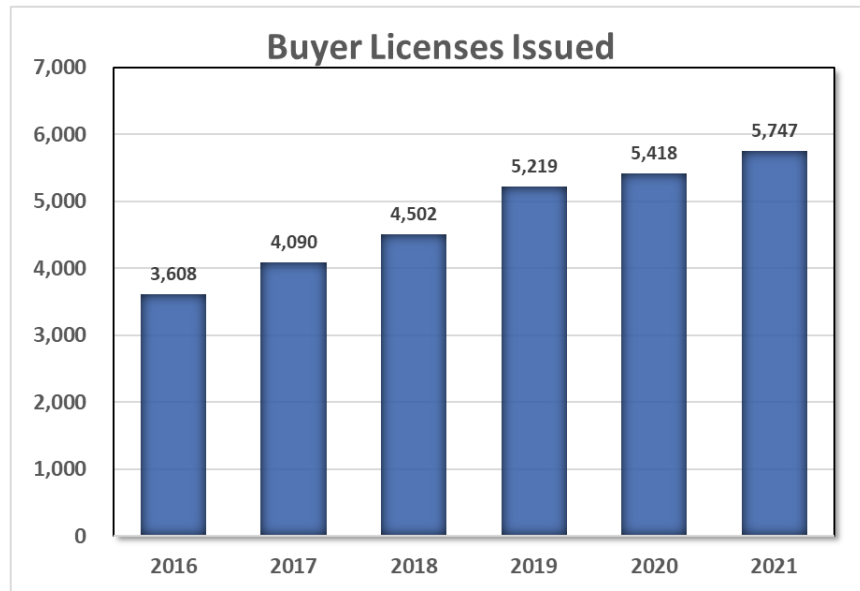


Source: Bureau of Vehicle Services\Dealer and Agent\Business and Customer Services Unit Work Statistics

## 2022 Facts and Figures

### Buyer Licenses Issued

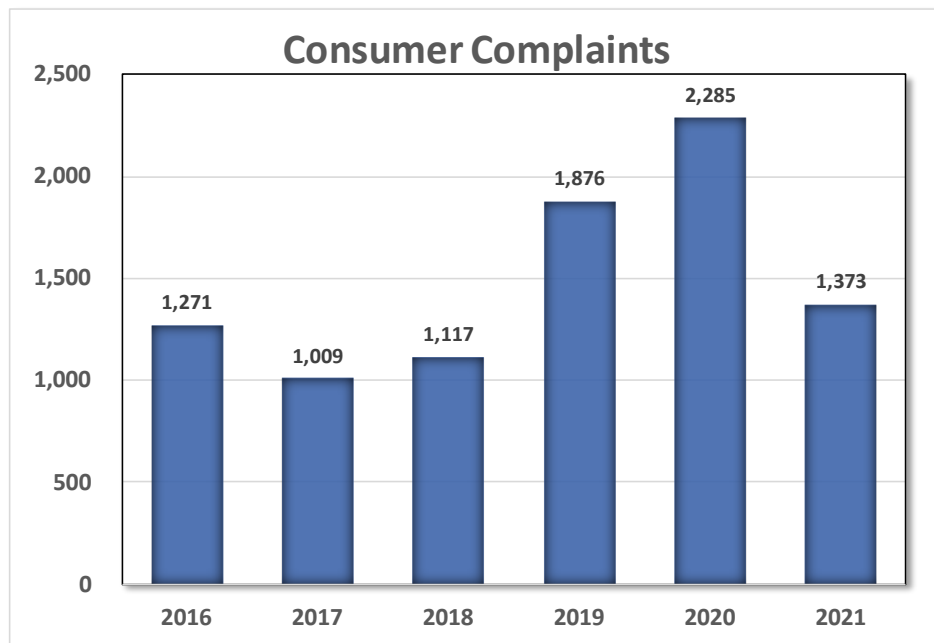
A buyer's license allows the holder to bid on and purchase vehicles at wholesale motor vehicle auctions or dealerships.



Source: Bureau of Vehicle Services\Dealer and Agent\Business and Customer Services Unit Work Statistics  
Buyer's License Implemented in 2004

### Consumer Complaints

If a consumer has a problem with a vehicle purchased or leased from a Wisconsin dealer, DMV staff may be able to [help](#).



Source: BVS\DA\Field Investigation Unit Work Statistics

(Note: The methodology used for gathering this data has been corrected and 2019 and 2020 totals were updated)



## 2022 Facts and Figures

### Dealer Inspections Completed

DMV staff perform on-site dealership inspections to provide education; evaluate compliance with trade practices, record-keeping, and business facility laws; and to resolve consumer complaints.



Source: BVS\DA\Field Investigation Unit Work Statistics

## 2022 Facts and Figures

### Dealer Licenses Issued

A retail dealer license is required to sell or lease vehicles to the general public.

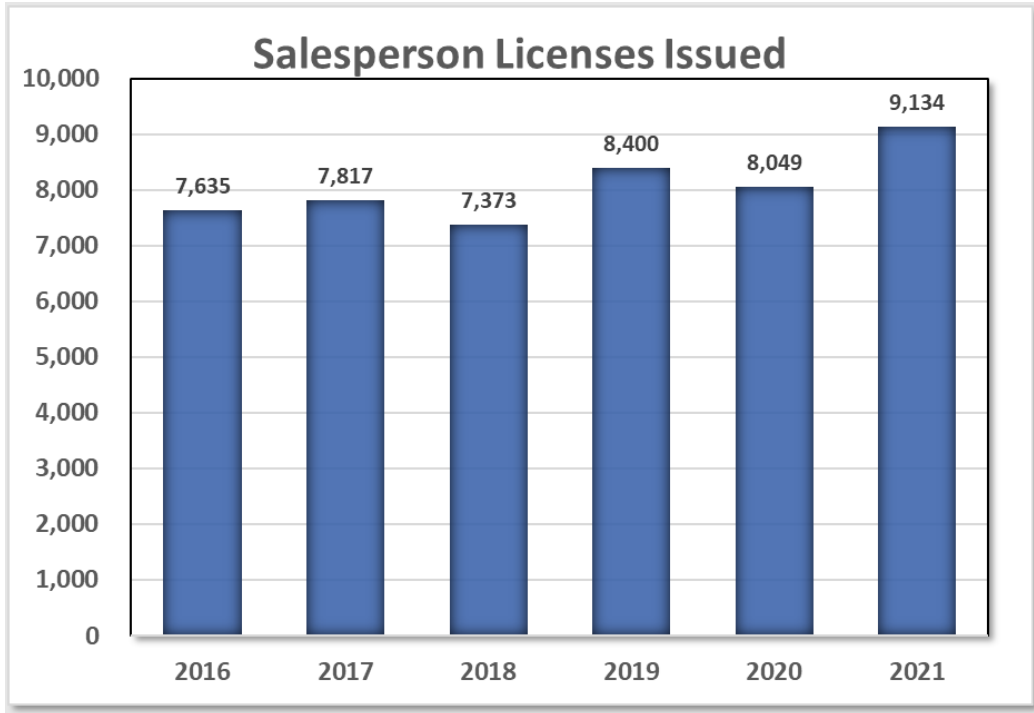


Source: BVS\DA\Business and Customer Services Unit Work Statistics

## 2022 Facts and Figures

### Salesperson Licenses Issued

A salesperson license is required to sell vehicles to the public as an employee of a retail dealer or recreational vehicle dealer.



Source: BVS\DA\Business and Customer Services Unit Work Statistics

Bureau of Vehicle Services  
Dealer and Agent Section

[Dealer Licensing Unit](#)

Phone: (608) 266-1425

Email: [dealerlicensingunit@dot.wi.gov](mailto:dealerlicensingunit@dot.wi.gov)

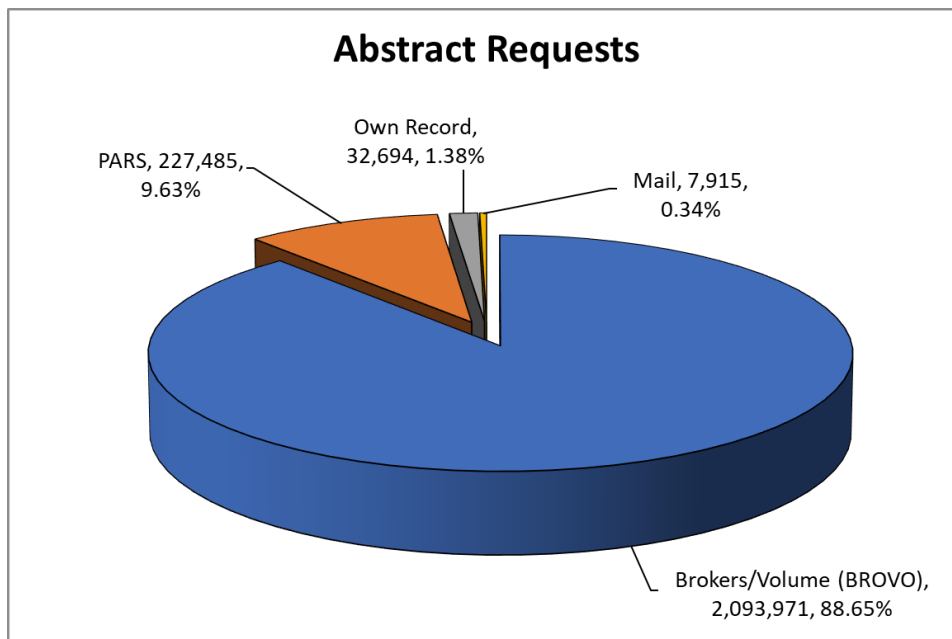
### Drivers

#### Abstracts

Driver record abstracts are computer-generated copies of DMV's driver records. Most driver record entries are retained for the preceding five years; however, certain convictions can result in a driver record being retained indefinitely.

Driver records can be requested in any of several different ways:

- [Public Abstract Request System \(PARS\)](#)
- [Purchase Your Own Record – Online or by Mail](#)
- Brokers/Volume (BROVO) account holders are authorized under contract to receive driver record information and provide it to eligible recipients, as required for their specific business needs and according to DPPA guidelines. BROVO account holders are required to maintain a contract, updated DPPA form and comply with background check requirements at specific intervals. The BROVO service is provided by WisDOT in partnership with Wisconsin Interactive Network (WIN).



Source: BDS\DMVCC Work Statistics

Bureau of Driver Services

DMV Communication Center

Phone: (608) 264-7447

Email: [Wisconsin DMV email service](#)

## 2022 Facts and Figures

### Citations and Convictions

**Citations:** Enforcement officers issue traffic citations (tickets) to drivers for violations of traffic laws. Most citations are written on the Wisconsin Uniform Traffic Citation (UTC) form. Each citation must be resolved by a court action.

**Convictions:** Convictions result from a guilty plea or court finding of guilty when a person is cited for a traffic violation. When a court finds a driver guilty of a charge, the person usually pays a fine or forfeiture and is assessed demerit points on point assessable offenses.

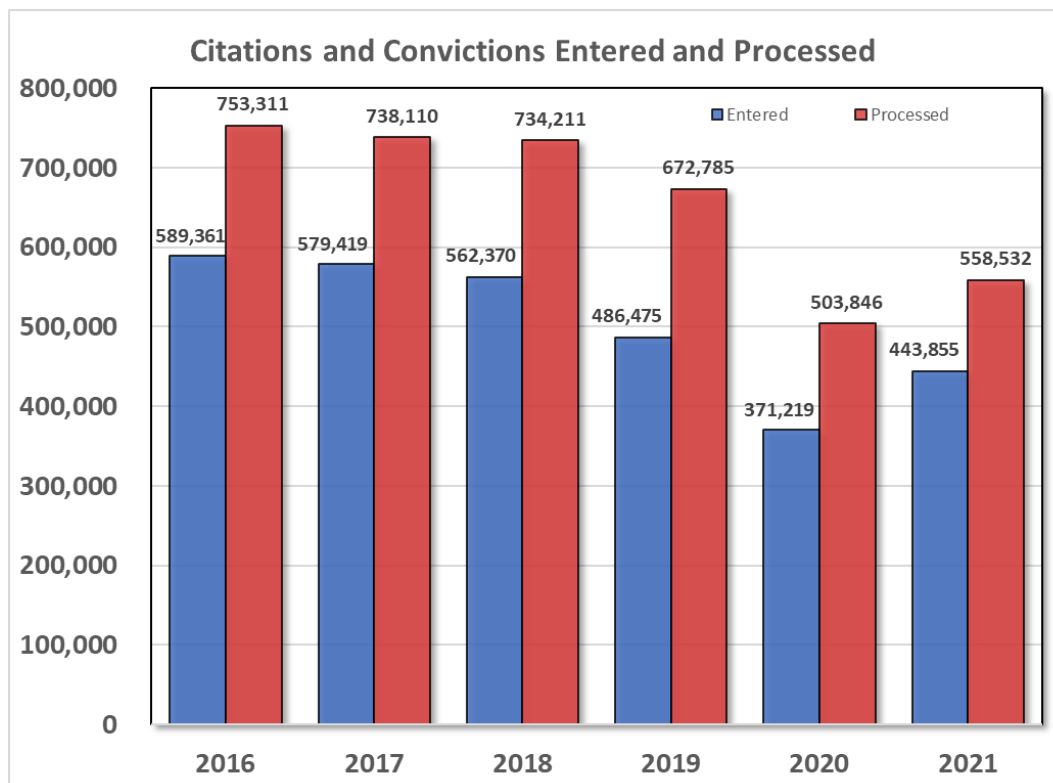
The courts forward all citations to the DMV. The DMV is required to record convictions to establish a person's driving history. The DMV maintains this history of Wisconsin drivers to determine when license withdrawal is necessary. Some single convictions require that DMV withdraw a license. Other times a driver's accumulation of demerit points triggers an action.

Bureau of Driver Services

DMV Communication Center

Phone: (608) 264-7447

Email: [Wisconsin DMV email service](#)



Source: Bureau of Driver Services, Citations & Withdrawals Section

'Entered' means convictions were posted to the Driver Record.

'Processed' includes convictions posted to the Driver Record and those that do not post to the Driver Record. For example, tickets that are written to out-of-state drivers and to companies, or tickets that are dismissed or the driver was found not guilty, etc., still need to be sorted, stored electronically, and processed because of UTC accountability issues.

## 2022 Facts and Figures

### Traffic Convictions Entered

#### Traffic Convictions Entered on Driver Record File (2021)

Rank	Code	Charge	Quantity YTD	%
1	SI	Speeding Intermediate (11-19 over limit)	76,682	13.73%
2	OWS	Operating While Suspended	52,772	9.45%
3	SE	Speeding Excess (20 or more over limit)	43,502	7.79%
4	CNI	Compulsory Insurance - No Insurance	39,939	7.15%
5	S	Speeding (1-10 over speed limit)	33,202	5.94%
6	FFS	Failure to Fasten Seat Belt	30,019	5.37%
7	OWL	Operating w/o Driver License	27,891	4.99%
8	CNP	Compulsory Insurance - No Proof	25,427	4.55%
9	OWI	Operate under influence intoxicant/controlled substance	22,997	4.12%
10	FOS	Failure to Obey Traffic Sign or Signal	20,814	3.73%
11	UV	Unregistered Vehicle	19,665	3.52%
12	BAC	Blood Alcohol Concentration (prohibited)	15,330	2.74%
13	OAR	Operating After Revocation	13,590	2.43%
14	DS	Defective Speedometer	11,958	2.14%
15	FYR	Failure to Yield Right of Way	8,600	1.54%
16	IS	Imprudent Speed	7,188	1.29%
17	LNP	License not on person	6,885	1.23%
18	ID	Inattentive Driving	6,352	1.14%
19	ORS	Operating while Registration Suspended (209)	5,901	1.06%
20	OT	Obstructing Traffic	5,517	0.99%
21	FVC	Failure to Keep Vehicle Under Control	5,177	0.93%
22	SVL	Signal Violation	5,030	0.90%
23	FTC	Following too Closely	4,656	0.83%
24	IP	Improper Plates	4,520	0.81%
25	UAL	Underage Alcohol (207)	4,307	0.77%
26	DLT	Deviating from Lane of Traffic	4,215	0.75%
27	IC	Implied Consent	3,526	0.63%
28	FPS	Failure to Pay Support (205)	3,143	0.56%
29	IL	No or improper lights	2,945	0.53%
30	PAC	Prohibited Alcohol Concentration (212)	2,887	0.52%
31	IVO	Intoxicant in Vehicle - Operator	2,852	0.51%
32	DOF	Deface or Obstruct Official Sign	2,704	0.48%
33	PI	Passing Illegally	2,678	0.48%
34	VOR	Violation of Restriction	2,649	0.47%
35	FRA	Failure to Report Accident	2,332	0.42%
36	RD	Reckless Driving	2,308	0.41%
37	OV	Obstructed View or Control	2,086	0.37%
38	IT	Illegal Turn	2,001	0.36%
39	DWS	Driving on Wrong Side of Highway	1,924	0.34%
40	CSR	Child Safety Restraint	1,873	0.34%
41	TFC	Too Fast for Conditions	1,701	0.30%
42	AEO	Attempt to Elude Officer	1,422	0.25%
43	DSP	Duty Upon Striking property	1,405	0.25%
44	IM	Improper Muffler	1,222	0.22%

## 2022 Facts and Figures

### Traffic Convictions Entered on Driver Record File (2021)

Rank	Code	Charge	Quantity YTD	%
45	FSU	Failure to Stop After Accident unattended vehicle	1,193	0.21%
46	T	Truancy	1,175	0.21%
47	BI	Backing Illegally	1,039	0.19%
48	FSB	Failure to Stop for School Bus	837	0.15%
49	JA	Juvenile Alcohol*	762	0.14%
50	FSA	Failure to Stop After Accident	592	0.11%
51	DOW	Driving over Walk	535	0.10%
52	VUF	Vehicle Used in Commission of Felony	476	0.09%
53	IVP	Intoxicant in Vehicle - Passenger	469	0.08%
54	POH	Parking on Highway	467	0.08%
55	RPS	Restrictions on Parking and Stopping	451	0.08%
56	IDT	Ignition/Immobilization Device Tampering	443	0.08%
57	IE	Improper Equipment	404	0.07%
58	PUP	Permitting Unauthorized Person to Operate	381	0.07%
59	FTT	Failure to Transfer Title	345	0.06%
60	D	Drug Conviction	311	0.06%
61	FNC	Failure to Notify of Address or Name Change	290	0.05%
62	UAO	Underage Alcohol Operation**	283	0.05%
63	TWD	Texting While Driving	246	0.04%
64	IB	Improper Brakes	242	0.04%
65	FGS	Failure to Give Signal	241	0.04%
66	CSI	Commercial Speeding Intermediate (15-19 over)	229	0.04%
67	OII	Operating while Intoxicated Causing Injury	220	0.04%
68	CFA	Commercial Failure to Appear (out-of-state only)	217	0.04%
69	CDL	Commercial Deviating from Lane of Traffic	215	0.04%
70	SLL	Special Limitations on Load	205	0.04%
71	CUL	Commercial Unlawful License	203	0.04%
72	UID	Underage ID (208)	198	0.04%
73	IIV	Intoxicant in Vehicle - Underage Person	194	0.03%
74	DAT	Driving Against Traffic	193	0.03%
75	UA	Unnecessary Acceleration	185	0.03%
76	R	Racing	136	0.02%
77	CFP	Commercial Failure to Pay (out-of-state only)	111	0.02%
78	CFC	Commercial Following too Closely	103	0.02%
79	JCS	Juvenile Controlled Substances (under 17)	83	0.01%
80	FDL	Failure to Dim Lights	72	0.01%
81	CTU	Commercial Telephone Use While Driving	69	0.01%
82	MDO	Miscellaneous Driving Offenses (204)	61	0.01%
83	UN	Unnecessary noise	60	0.01%
84	NH	Negligent Homicide	50	0.01%
85	CPI	Commercial Passing Illegally	49	0.01%
86	LH	Littering highway	46	0.01%
87	IPW	Improper Use Phone While Driving in Work Zone	45	0.01%
88	CIS	Commercial Imprudent Speed	43	0.01%
89	CWI	Commercial Operating while Intoxicated	42	0.01%
90	CSE	Commercial Speeding Excess (20 or more over)	41	0.01%
91	TPV	Transporting Person or Vehicle Illegally	39	0.01%

## 2022 Facts and Figures

### Traffic Convictions Entered on Driver Record File (2021)

Rank	Code	Charge	Quantity YTD	%
92	DDH	Driving on Divided Highway	38	0.01%
93	GBH	Great Bodily Harm	38	0.01%
94	CTF	Commercial Too Fast for Conditions	31	0.01%
95	FYL	Flashing Yellow Violation	31	0.01%
96	NHI	Negligent Homicide Intoxicated	27	0.00%
97	UTD	Use Telephone While Driving with Probationary/Instructional Permit	26	0.00%
98	CD	Careless Driving (out-of-state only)	22	0.00%
99	CDS	Comm. Duty upon Striking Property	20	0.00%
100	OSO	Operating while Out of Service	20	0.00%
101	CAC	Commercial Admin. Suspension	16	0.00%
102	CCD	Commercial Careless Driving (out-of-state only)	16	0.00%
103	FA	Falsified Application	15	0.00%
104	CFR	Commercial Failure to Report Accident	14	0.00%
105	CNC	Commercial Failure to Comply (out-of-state only)	14	0.00%
106	SOL	Surrender of License upon Cancellation Revocation or Suspension	13	0.00%
107	CRD	Commercial Reckless Driving	10	0.00%
108	PLS	Projecting Loads on Side of Vehicle	10	0.00%
109	TCC	Transporting Children in Cargo Area of Motor Vehicle	9	0.00%
110	MSC	Miscellaneous	8	0.00%
111	CFU	Comm. Failure to Stop after Accident (unattended Veh)	6	0.00%
112	CPB	Commercial Possession of Intoxicant Beverage	6	0.00%
113	FAR	Falsified Accident Report	6	0.00%
114	CFS	Commercial Failure to Stop After Accident	5	0.00%
115	OWD	Operating while Disqualified	5	0.00%
116	HWI	Haz. Commercial Operating while Intoxicated	4	0.00%
117	IUL	Illegal use of Operator's License	4	0.00%
118	OCS	Operating while Intoxicated-Controlled Substance	4	0.00%
119	COO	Commercial 0.0 -Not-a-Drop	3	0.00%
120	ICU	Implied Consent Underage	3	0.00%
121	OML	Operating with Multiple Licenses	3	0.00%
122	RVL	Roadway Violation	3	0.00%
123	FD	Found Delinquent	2	0.00%
124	HDS	Haz. Commercial Duty Upon Striking Property	2	0.00%
125	RRF	Railroad Failure to Stop	2	0.00%
126	RRS	Railroad Sign Violation	2	0.00%
127	CA	Commercial Alcohol	1	0.00%
128	CCS	Commercial OWI-Controlled Substance	1	0.00%
129	CFH	Crossing Fire Hose	1	0.00%
130	CIC	Commercial Implied Consent	1	0.00%
131	CII	Commercial OWI Causing Injury	1	0.00%
132	CVF	Comm. Vehicle used in Commission of Felony	1	0.00%
133	FEM	Following Emergency Vehicle	1	0.00%
134	HAC	Haz. Commercial Admin. Suspension	1	0.00%
135	IR	Illegal Riding	1	0.00%
<b>Total</b>			<b>558,532</b>	



## 2022 Facts and Figures

---

### Driver License

A driver license is evidence of authority to operate a motor vehicle. The two types of driver licenses are probationary or regular.

Bureau of Driver Services

Phone: (608) 264-7447

Email: [Wisconsin DMV email service](#)

Internet: [Driver License ID Card Guide](#)

#### License fees in 2021 were:

Non-Commercial Driver License Instruction permit \$35

Motorcycle instruction permit \$32

#### Driving skills exam

Auto (Class D) \$15

Motorcycle (Class M) \$15

#### Original Probationary or Regular License

Auto (Class D) \$28

Motorcycle (Class M) \$22

#### Renewal License –8 year

Auto (Class D) \$34

Motorcycle (Class M) \$18

Auto and Motorcycle (Class D/M) \$42

#### Commercial Driver License

Instruction permit \$30

Driving skills exam - Class A, B, C (except school bus) \$20

School bus skills exam - Class B, C, D \$15

#### Original or Renewal License

(Classes A, B and/or C with or without endorsements) \$74

Add Class(es) to existing license \$5

(cost is for each class added, with an additional \$10 Federal Verification fee)

HME-TSA Assessment Fee \$34

(this is in addition to the Regular Renewal fee, Duplicate fee, etc. which would include the \$10. The only time it would be \$44 would be for a HazMat renewal application)

Add Endorsements (each) to existing license \$5

Lift (No CMV operation in interstate commerce) restriction \$14

Lift (No CMV operation with air brakes) restriction \$14

### Commercial Driver License (CDL)

A commercial driver license (CDL) is required for anyone operating a vehicle that:

- Weighs over 26,000 pounds. To determine the weight of the vehicle, use the highest of the following weights:
  - manufacturer's gross vehicle weight rating (GVWR)
  - manufacturer's gross combination weight rating (GCWR)
  - actual weight
  - registered weight
- Carries hazardous materials that require placarding under federal law. (Placarding requirements are found in **Title 49, Code of Federal Motor Carrier Safety Regulations, part 397.**)
- Is designed or used to carry 16 or more persons including the driver.

## 2022 Facts and Figures

### Class A, B, & C Drivers Licensed by County (2021)

County	Valid (1)	Withdrawn (2)	Total (1) and (2)	Expired (3)
ADAMS	1,406	718	2,124	87
ASHLAND	866	407	1,273	34
BARRON	2,901	1,333	4,234	171
BAYFIELD	849	433	1,282	56
BROWN	7,769	4,367	12,136	524
BUFFALO	1,101	393	1,494	50
BURNETT	1,003	436	1,439	57
CALUMET	1,928	841	2,769	50
CHIPPEWA	3,913	1,648	5,561	147
CLARK	2,289	855	3,144	65
COLUMBIA	2,958	1,444	4,402	131
CRAWFORD	877	383	1,260	42
DANE	9,485	5,500	14,985	1,148
DODGE	4,612	1,874	6,486	179
DOOR	1,216	545	1,761	36
DOUGLAS	2,018	1,121	3,139	244
DUNN	2,475	977	3,452	117
EAU CLAIRE	3,283	1,763	5,046	188
FLORENCE	320	186	506	21
FOND DU LAC	4,535	1,948	6,483	209
FOREST	666	339	1,005	34
GRANT	2,715	1,140	3,855	124
GREEN	2,082	859	2,941	74
GREEN LAKE	1,199	483	1,682	43
IOWA	1,454	576	2,030	44
IRON	426	192	618	31
JACKSON	1,267	598	1,865	72
JEFFERSON	3,573	1,738	5,311	157
JUNEAU	1,621	746	2,367	93
KENOSHA	5,107	2,437	7,544	602
KEWAUNEE	1,365	439	1,804	24
LA CROSSE	3,480	1,957	5,437	207
LAFAYETTE	1,246	424	1,670	42
LANGLADE	1,327	613	1,940	59
LINCOLN	1,614	809	2,423	74
MANITOWOC	3,471	1,544	5,015	136
MARATHON	5,674	2,714	8,388	246
MARINETTE	2,032	1,295	3,327	131
MARQUETTE	994	512	1,506	36
MENOMINEE	112	96	208	12
MILWAUKEE	20,128	11,470	31,598	3,752
MONROE	2,617	1,143	3,760	125
OCONTO	2,516	1,108	3,624	90
ONEIDA	1,818	1,050	2,868	85
OUTAGAMIE	6,360	3,318	9,678	311
OZAUKEE	1,920	1,046	2,966	104
PEPIN	578	237	815	21
PIERCE	2,069	802	2,871	148

## 2022 Facts and Figures

County	Valid (1)	Withdrawn (2)	Total (1) and (2)	Expired (3)
POLK	2,397	1,150	3,547	142
PORTAGE	3,046	1,323	4,369	153
PRICE	969	441	1,410	33
RACINE	6,437	3,312	9,749	584
RICHLAND	942	409	1,351	34
ROCK	5,581	3,241	8,822	501
RUSK	1,063	449	1,512	43
SAUK	3,012	1,570	4,582	151
SAWYER	799	500	1,299	76
SHAWANO	2,472	1,143	3,615	84
SHEBOYGAN	3,500	1,669	5,169	200
ST. CROIX	3,842	1,560	5,402	257
TAYLOR	1,660	553	2,213	38
TREMPEALEAU	1,917	773	2,690	77
UNKNOWN	3,062	2,303	5,365	195
VERNON	1,851	761	2,612	70
VILAS	1,086	671	1,757	48
WALWORTH	3,844	1,922	5,766	285
WASHBURN	1,006	551	1,557	68
WASHINGTON	4,901	2,311	7,212	223
WAUKESHA	8,640	5,358	13,998	549
WAUPACA	2,700	1,258	3,958	126
WAUSHARA	1,639	714	2,353	65
WINNEBAGO	4,830	2,974	7,804	303
WOOD	3,429	1,742	5,171	164
<b>Total</b>	<b>209,860</b>	<b>105,515</b>	<b>315,375</b>	<b>14,902</b>

(1) Valid

Number of Valid D and Probationary License Holders by County  
Excludes Revoked/Suspended/Canceled/Surrendered/Disqualified and Expired

(2) Withdrawn

Number of Revoked/Suspended/Canceled/Surrendered/Disqualified by County  
Excludes Expired Licenses

(3) Expired

Number of Expired Licenses That Are Less Than One Year Expired, by County

Source: Bureau of Drivers Services

Report: YRENDL

## 2022 Facts and Figures

### Commercial Driver License Statistics - Endorsements

#### S (School Bus) & P (Passenger Vehicle)

Birth Year	Age	P Endorsements			S Endorsements		
		Male	Female	Total	Male	Female	Total
2004	18	15	1	16	8	0	8
2003	19	30	9	39	11	7	18
2002	20	43	10	53	27	7	34
2001	21	60	31	91	33	25	58
2000	22	80	20	100	57	15	72
1999	23	102	46	148	53	34	87
1998	24	99	45	144	51	37	88
1997	25	114	62	176	50	43	93
1996	26	143	71	214	69	55	124
1995	27	139	86	225	67	56	123
1994	28	146	129	275	72	90	162
1993	29	166	130	296	56	89	145
1992	30	200	161	361	87	99	186
1991	31	227	180	407	89	116	205
1990	32	230	208	438	86	131	217
1989	33	258	219	477	105	141	246
1988	34	287	232	519	108	144	252
1987	35	274	191	465	85	126	211
1986	36	259	229	488	87	152	239
1985	37	275	225	500	102	155	257
1984	38	287	197	484	101	126	227
1983	39	307	209	516	110	126	236
1982	40	306	197	503	127	114	241
1981	41	333	238	571	121	131	252
1980	42	348	233	581	126	126	252
1979	43	383	237	620	132	122	254
1978	44	386	233	619	124	131	255
1977	45	404	208	612	153	111	264
1976	46	411	213	624	140	109	249
1975	47	387	213	600	113	115	228
1974	48	462	226	688	128	96	224
1973	49	452	243	695	126	129	255
1972	50	508	259	767	148	114	262
1971	51	553	288	841	172	127	299
1970	52	566	298	864	163	140	303
1969	53	573	262	835	187	141	328
1968	54	554	256	810	159	132	291
1967	55	589	270	859	181	135	316
1966	56	602	306	908	167	146	313
1965	57	610	249	859	200	135	335
1964	58	646	269	915	220	140	360
1963	59	722	309	1031	243	163	406
1962	60	770	284	1054	250	149	399
1961	61	752	285	1037	276	147	423
1960	62	730	257	987	267	142	409
1959	63	721	194	915	272	114	386
1958	64	726	214	940	293	122	415

## 2022 Facts and Figures

Birth Year	Age	P Endorsements			S Endorsements		
		Male	Female	Total	Male	Female	Total
1957	65	663	214	877	256	119	375
1956	66	735	182	917	270	95	365
1955	67	664	149	813	262	80	342
1954	68	643	133	776	262	67	329
1953	69	594	123	717	236	69	305
1952	70	603	104	707	215	47	262
1951	71	513	76	589	196	40	236
1950	72	425	75	500	167	29	196
1949	73	350	49	399	133	16	149
1948	74	339	49	388	120	25	145
1947	75	268	35	303	101	18	119
1946	76	244	32	276	77	16	93
1945	77	164	26	190	48	11	59
1944	78	163	19	182	48	5	53
1943	79	142	18	160	42	11	53
1942	80	138	16	154	46	8	54
1941	81	94	10	104	30	6	36
1940	82	75	12	87	14	5	19
1939	83	73	5	78	26	0	26
1938	84	53	4	57	7	1	8
1937	85	35	4	39	6	2	8
1936	86	33	3	36	6	0	6
1935	87	18	2	20	5	2	7
1934	88	14	0	14	4	0	4
1933	89	9	0	9	2	0	2
1932	90	5	1	6	1	0	1
1931	91	7	0	7	1	0	1
1930	92	5	0	5	0	0	0
1929	93	1	0	1	0	0	0
1928	94	0	0	0	0	0	0
1927	95	1	0	1	0	0	0
1926	96	0	0	0	0	0	0
1925	97	1	0	1	0	0	0
1924	98	0	0	0	0	0	0
1923	99	0	0	0	0	0	0
1922	100	0	0	0	0	0	0
1921	101	0	0	0	0	0	0
1920	102	0	0	0	0	0	0
1918	104	0	0	0	0	0	0
<b>TOTALS</b>		<b>24307</b>	<b>10273</b>	<b>34580</b>	<b>8583</b>	<b>5677</b>	<b>14260</b>

Data shown reflects counts for the number of Valid and unexpired endorsements as of 12/31/2021.  
CDL Instructions Permits are excluded.

This data reflects the number of endorsements and not the number of drivers who hold these endorsements since drivers can hold multiple endorsements.

Source: Bureau of Drivers Services  
Report: YRNDORS

## 2022 Facts and Figures

### Commercial Driver License Statistics - Endorsements

H (Hazardous Materials), N (Tank Vehicle) & T (Double/Triple Trailers)

Birth Year	Age	H Endorsements			N Endorsements			T Endorsements		
		Male	Female	Total	Male	Female	Total	Male	Female	Total
2004	18	1	0	1	75	3	78	12	0	12
2003	19	7	0	7	262	11	273	31	3	34
2002	20	20	2	22	370	10	380	53	4	57
2001	21	38	1	39	429	12	441	74	2	76
2000	22	66	1	67	490	20	510	104	4	108
1999	23	96	7	103	573	23	596	118	9	127
1998	24	116	6	122	670	31	701	146	6	152
1997	25	117	8	125	691	25	716	140	8	148
1996	26	148	8	156	792	33	825	170	9	179
1995	27	168	4	172	819	31	850	205	8	213
1994	28	191	5	196	971	44	1015	204	9	213
1993	29	199	9	208	1026	30	1056	263	12	275
1992	30	245	8	253	1122	39	1161	312	12	324
1991	31	243	12	255	1191	41	1232	327	11	338
1990	32	203	12	215	1139	52	1191	308	14	322
1989	33	248	12	260	1208	42	1250	339	18	357
1988	34	274	17	291	1272	47	1319	389	20	409
1987	35	207	4	211	1293	45	1338	343	12	355
1986	36	269	10	279	1391	36	1427	402	15	417
1985	37	287	12	299	1496	41	1537	432	13	445
1984	38	300	3	303	1554	35	1589	470	12	482
1983	39	278	12	290	1552	53	1605	446	19	465
1982	40	256	6	262	1511	35	1546	463	11	474
1981	41	270	7	277	1650	53	1703	462	18	480
1980	42	295	14	309	1673	52	1725	542	24	566
1979	43	281	14	295	1793	61	1854	541	21	562
1978	44	291	11	302	1698	56	1754	526	16	542
1977	45	329	10	339	1734	64	1798	587	20	617
1976	46	333	16	349	1721	60	1781	625	25	650
1975	47	324	16	340	1797	73	1870	654	31	685
1974	48	339	14	353	1902	67	1969	694	29	723
1973	49	321	13	334	1846	64	1910	651	30	681
1972	50	365	8	373	2072	60	2132	745	33	778
1971	51	430	13	443	2304	94	2398	858	41	899
1970	52	424	11	435	2439	87	2526	961	25	986
1969	53	419	14	433	2385	101	2486	917	46	963
1968	54	456	18	474	2396	94	2490	942	41	983
1967	55	432	10	442	2542	99	2641	1101	36	1137
1966	56	469	15	484	2716	82	2798	1166	41	1207
1965	57	460	20	480	2715	86	2801	1149	40	1189
1964	58	500	15	515	2916	106	3022	1237	46	1283
1963	59	479	17	496	3016	86	3102	1282	33	1315
1962	60	563	14	577	3158	97	3255	1368	48	1416
1961	61	467	8	475	3037	86	3123	1282	40	1322
1960	62	432	10	442	3024	70	3094	1314	26	1340

## 2022 Facts and Figures

Birth Year	Age	H Endorsements			N Endorsements			T Endorsements		
		Male	Female	Total	Male	Female	Total	Male	Female	Total
1959	63	406	11	417	2867	68	2935	1240	32	1272
1958	64	388	6	394	2692	55	2747	1168	25	1193
1957	65	316	6	322	2555	68	2623	1181	33	1214
1956	66	246	1	247	2480	55	2535	1133	28	1161
1955	67	168	1	169	2209	42	2251	1047	22	1069
1954	68	156	3	159	2111	37	2148	979	22	1001
1953	69	128	2	130	1794	29	1823	909	22	931
1952	70	95	3	98	1832	26	1858	835	12	847
1951	71	64	1	65	1453	27	1480	748	18	766
1950	72	62	3	65	1243	18	1261	612	11	623
1949	73	45	0	45	1035	16	1051	534	9	543
1948	74	32	1	33	953	15	968	489	9	498
1947	75	29	0	29	822	11	833	412	6	418
1946	76	30	0	30	703	9	712	355	8	363
1945	77	15	1	16	496	9	505	249	7	256
1944	78	5	0	5	496	10	506	266	7	273
1943	79	9	0	9	445	10	455	245	8	253
1942	80	8	0	8	437	5	442	233	5	238
1941	81	5	0	5	273	3	276	165	2	167
1940	82	4	0	4	262	4	266	141	3	144
1939	83	1	0	1	173	2	175	91	3	94
1938	84	0	0	0	165	2	167	90	0	90
1937	85	2	0	2	89	1	90	52	1	53
1936	86	1	0	1	91	0	91	41	0	41
1935	87	0	0	0	53	1	54	23	0	23
1934	88	2	0	2	58	0	58	30	0	30
1933	89	0	0	0	27	0	27	9	0	9
1932	90	0	0	0	21	0	21	10	0	10
1931	91	0	0	0	16	0	16	6	0	6
1930	92	0	0	0	9	0	9	3	0	3
1929	93	0	0	0	10	0	10	4	0	4
1928	94	0	0	0	6	0	6	2	0	2
1927	95	0	0	0	2	0	2	0	0	0
1926	96	0	0	0	0	0	0	0	0	0
1925	97	0	0	0	1	0	1	0	0	0
1924	98	0	0	0	0	0	0	0	0	0
1923	99	0	0	0	1	0	1	1	0	1
1922	100	0	0	0	0	0	0	0	0	0
1921	101	0	0	0	0	0	0	0	0	0
<b>TOTALS</b>		<b>14873</b>	<b>486</b>	<b>15359</b>	<b>100311</b>	<b>2960</b>	<b>103271</b>	<b>38668</b>	<b>1234</b>	<b>39902</b>

Footnote: Data shown reflects counts for the number of Valid and unexpired endorsements. CDL Instructions Permits are excluded.

This data reflects the number of endorsements and not the number of drivers who hold these endorsements since drivers can hold multiple endorsements.

Source: Bureau of Drivers Services  
Report: YRNDORS



## 2022 Facts and Figures

### Instruction Permit Statistics

Birth Year	Age	Commercial (CDLI)			Regular (REGI)			Motorcycle (CYCI)		
		Male	Female	Total	Male	Female	Total	Male	Female	Total
2005	16	0	0	0	17,902	17,415	35,317	32	5	37
2004	17	0	0	0	4,946	4,313	9,259	81	13	94
2003	18	188	5	193	3,869	3,177	7,046	229	16	245
2002	19	266	13	279	2,848	2,431	5,279	457	37	494
2001	20	206	15	221	2,071	1,969	4,040	453	38	491
2000	21	245	14	259	1,703	1,687	3,390	470	45	515
1999	22	216	24	240	1,304	1,345	2,649	417	47	464
1998	23	216	27	243	1,137	1,225	2,362	363	48	411
1997	24	211	24	235	967	1,044	2,011	339	41	380
1996	25	214	28	242	783	982	1,765	354	38	392
1995	26	186	29	215	720	937	1,657	293	43	336
1994	27	198	34	232	715	801	1,516	281	40	321
1993	28	156	22	178	675	779	1,454	257	31	288
1992	29	160	31	191	618	757	1,375	255	37	292
1991	30	166	31	197	539	689	1,228	250	23	273
1990	31	151	38	189	531	566	1,097	222	52	274
1989	32	168	32	200	471	588	1,059	202	25	227
1988	33	150	28	178	411	468	879	181	27	208
1987	34	157	37	194	384	451	835	178	26	204
1986	35	134	38	172	345	385	730	174	29	203
1985	36	122	30	152	321	326	647	154	25	179
1984	37	131	20	151	259	302	561	170	23	193
1983	38	117	32	149	273	285	558	154	30	184
1982	39	99	21	120	242	268	510	134	30	164
1981	40	114	28	142	215	264	479	147	19	166
1980	41	123	29	152	188	260	448	161	28	189
1979	42	98	20	118	178	212	390	134	26	160
1978	43	105	21	126	148	195	343	112	22	134
1977	44	96	19	115	189	162	351	109	24	133
1976	45	95	19	114	125	158	283	111	27	138
1975	46	89	19	108	149	126	275	113	26	139
1974	47	80	18	98	121	144	265	108	32	140
1973	48	83	15	98	114	115	229	92	36	128
1972	49	77	17	94	92	142	234	80	26	106
1971	50	68	14	82	135	119	254	108	19	127
1970	51	72	17	89	109	127	236	121	31	152
1969	52	66	16	82	98	117	215	87	29	116
1968	53	74	15	89	77	130	207	83	25	108
1967	54	69	17	86	82	115	197	88	19	107
1966	55	61	14	75	84	90	174	80	21	101
1965	56	67	11	78	91	96	187	91	16	107
1964	57	59	15	74	82	96	178	61	21	82
1963	58	68	12	80	82	97	179	74	15	89
1962	59	68	5	73	64	85	149	52	16	68
1961	60	48	10	58	86	80	166	63	6	69
1960	61	52	11	63	76	61	137	53	15	68
1959	62	39	6	45	66	50	116	47	9	56
1958	63	32	13	45	51	75	126	40	7	47
1957	64	35	9	44	30	38	68	32	4	36

## 2022 Facts and Figures

Birth Year	Age	Commercial (CDLI)			Regular (REGI)			Motorcycle (CYCI)		
		Male	Female	Total	Male	Female	Total	Male	Female	Total
1956	65	32	7	39	46	50	96	30	7	37
1955	66	33	7	40	30	36	66	20	2	22
1954	67	27	4	31	33	33	66	19	3	22
1953	68	24	6	30	25	32	57	19	3	22
1952	69	11	2	13	30	17	47	19	4	23
1951	70	14	1	15	19	26	45	12	1	13
1950	71	8	0	8	23	15	38	16	0	16
1949	72	7	1	8	18	10	28	7	1	8
1948	73	8	1	9	23	13	36	10	0	10
1947	74	6	1	7	6	13	19	5	1	6
1946	75	2	0	2	10	10	20	4	1	5
1945	76	3	0	3	1	9	10	0	1	1
1944	77	5	1	6	10	10	20	1	0	1
1943	78	2	0	2	4	10	14	2	0	2
1942	79	3	0	3	9	12	21	4	0	4
1941	80	4	0	4	7	7	14	1	0	1
1940	81	2	0	2	6	5	11	2	0	2
1939	82	1	0	1	3	2	5	2	0	2
1938	83	0	0	0	5	1	6	0	0	0
1937	84	0	0	0	3	6	9	1	0	1
1936	85	0	0	0	5	2	7	0	0	0
1935	86	0	0	0	5	3	8	0	0	0
1934	87	0	0	0	4	6	10	0	0	0
1933	88	0	0	0	2	4	6	1	0	1
1932	89	0	0	0	3	3	6	0	0	0
1931	90	0	0	0	3	1	4	0	0	0
1930	91	0	0	0	5	4	9	0	0	0
1929	92	0	0	0	3	1	4	1	0	1
1928	93	0	0	0	5	0	5	0	0	0
1927	94	0	0	0	0	3	3	0	0	0
1926	95	0	0	0	0	0	0	0	0	0
1925	96	0	0	0	0	0	0	0	0	0
1924	97	0	0	0	0	0	0	0	0	0
1923	98	0	0	0	0	0	0	0	0	0
1922	99	0	0	0	0	0	0	0	0	0
1921	100	0	0	0	0	0	0	0	0	0
<b>TOTALS</b>		<b>5,887</b>	<b>994</b>	<b>6,881</b>	<b>47,112</b>	<b>46,688</b>	<b>93,800</b>	<b>8,523</b>	<b>1,312</b>	<b>9,835</b>

Footnote: Commercial and Regular instruction permit statistics include all types of status except those which expired prior to 12/01/21.

Motorcycle instruction permit statistics include all types of status except those which expired prior to 06/01/20 (due to seasonal nature of this license type)

Source: Bureau of Drivers Services

Report: YRIPRMI

### Commercial Driving School

A driver training school teaches students to operate a motor vehicle. DMV licenses schools and instructors and inspects them to ensure they continue to meet licensing requirements. There are 177 licensed driving schools employing 846 instructors.

Bureaus of Driver Services  
Qualifications and Issuance Section  
Phone: (608) 264-7495  
Email: [dotdrvtrnschool@dot.wi.gov](mailto:dotdrvtrnschool@dot.wi.gov)

### Motorcycle Endorsement

A motorcycle is a motor vehicle designed and built to have no more than three wheels. It must have its own power source capable of speeds more than 30 mph with a 150-pound rider under ideal road conditions.

Bureau of Driver Services  
DMV Communication Center  
Phone: (608) 264-7447  
Email: [Wisconsin DMV email service](#)

## 2022 Facts and Figures

### Motorcycle License Class M Statistics

Birth Year	Age	Probationary			Regular		
		Male	Female	Total	Male	Female	Total
2005	16	111	17	128	0	0	0
2004	17	380	50	430	0	0	0
2003	18	666	81	747	12	0	12
2002	19	126	14	140	636	85	721
2001	20	62	9	71	964	151	1,115
2000	21	26	3	29	1,367	205	1,572
1999	22	29	7	36	1,747	287	2,034
1998	23	8	1	9	1,990	312	2,302
1997	24	5	0	5	2,329	385	2,714
1996	25	7	0	7	2,748	487	3,235
1995	26	7	0	7	2,478	454	2,932
1994	27	8	2	10	2,948	539	3,487
1993	28	2	0	2	3,490	666	4,156
1992	29	5	2	7	4,000	741	4,741
1991	30	8	0	8	4,329	851	5,180
1990	31	3	0	3	4,549	905	5,454
1989	32	12	3	15	5,010	979	5,989
1988	33	0	0	0	5,039	1,009	6,048
1987	34	2	1	3	4,331	889	5,220
1986	35	4	0	4	4,847	965	5,812
1985	36	4	1	5	5,324	1,038	6,362
1984	37	3	0	3	5,557	1,112	6,669
1983	38	1	0	1	5,491	1,146	6,637
1982	39	1	0	1	5,841	1,225	7,066
1981	40	1	0	1	5,729	1,369	7,098
1980	41	4	1	5	6,095	1,349	7,444
1979	42	4	0	4	5,516	1,212	6,728
1978	43	2	0	2	5,875	1,376	7,251
1977	44	4	1	5	6,167	1,504	7,671
1976	45	2	0	2	6,228	1,542	7,770
1975	46	1	1	2	5,974	1,421	7,395
1974	47	3	0	3	6,777	1,549	8,326
1973	48	2	2	4	6,648	1,662	8,310
1972	49	3	0	3	7,421	1,769	9,190
1971	50	3	0	3	7,551	1,798	9,349
1970	51	2	0	2	9,037	2,159	11,196
1969	52	1	0	1	9,027	2,144	11,171
1968	53	3	0	3	9,542	2,188	11,730
1967	54	1	0	1	9,188	2,132	11,320
1966	55	2	0	2	10,445	2,277	12,722
1965	56	1	0	1	11,221	2,423	13,644
1964	57	1	0	1	12,368	2,715	15,083
1963	58	2	0	2	12,444	2,618	15,062
1962	59	1	0	1	13,172	2,770	15,942
1961	60	1	0	1	13,205	2,532	15,737
1960	61	2	0	2	13,730	2,548	16,278
1959	62	0	0	0	13,383	2,354	15,737
1958	63	0	0	0	13,625	2,250	15,875
1957	64	0	0	0	13,314	2,145	15,459

## 2022 Facts and Figures

Birth Year	Age	Probationary			Regular		
		Male	Female	Total	Male	Female	Total
1956	65	1	1	2	13,232	2,007	15,239
1955	66	1	0	1	12,367	1,862	14,229
1954	67	0	0	0	12,522	1,810	14,332
1953	68	0	0	0	11,156	1,553	12,709
1952	69	0	0	0	10,778	1,412	12,190
1951	70	0	0	0	10,159	1,168	11,327
1950	71	0	0	0	9,176	1,053	10,229
1949	72	0	0	0	8,355	1,012	9,367
1948	73	0	0	0	7,749	879	8,628
1947	74	0	0	0	7,126	754	7,880
1946	75	0	0	0	5,739	643	6,382
1945	76	0	0	0	4,355	516	4,871
1944	77	0	0	0	4,066	461	4,527
1943	78	0	0	0	3,872	394	4,266
1942	79	0	0	0	3,354	373	3,727
1941	80	0	0	0	2,728	233	2,961
1940	81	0	0	0	2,269	232	2,501
1939	82	0	0	0	1,881	165	2,046
1938	83	0	0	0	1,716	191	1,907
1937	84	0	0	0	1,448	121	1,569
1936	85	0	0	0	1,217	91	1,308
1935	86	0	0	0	1,053	88	1,141
1934	87	0	0	0	800	55	855
1933	88	0	0	0	652	55	707
1932	89	0	0	0	511	44	555
1931	90	0	0	0	471	38	509
1930	91	0	0	0	416	25	441
1929	92	0	0	0	330	16	346
1928	93	0	0	0	294	14	308
1927	94	0	0	0	219	20	239
1926	95	0	0	0	170	12	182
1925	96	0	0	0	95	5	100
1924	97	0	0	0	78	5	83
1923	98	0	0	0	57	1	58
1922	99	0	0	0	27	3	30
1921	100	0	0	0	13	0	13
1920	101	0	0	0	15	0	15
1919	102	0	0	0	6	0	6
1918	103	0	0	0	2	0	2
1917	104	0	0	0	0	0	0
1916	105	0	0	0	0	0	0
1915	106	0	0	0	1	0	1
<b>TOTALS</b>		<b>1,528</b>	<b>197</b>	<b>1,725</b>	<b>449,184</b>	<b>81,548</b>	<b>530,732</b>

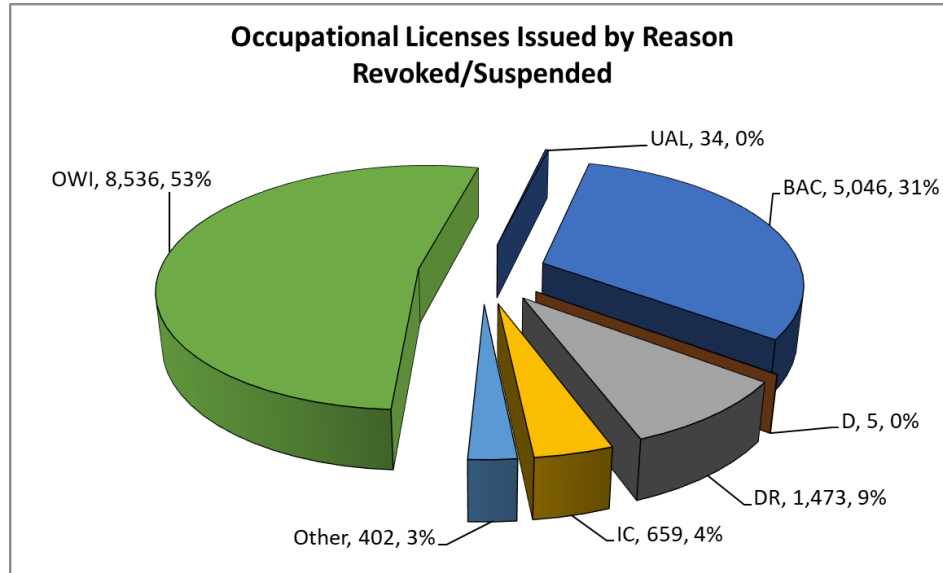
Footnote: Data shown reflects counts for the number Class M license holders and includes those drivers who were Revoked, Suspended, Canceled, Surrendered or Disqualified. Licenses which expired prior to 12/01/20 are not included.

Source: Bureau of Drivers Services  
Report: YRMOTOR

## 2022 Facts and Figures

### Occupational License

An occupational license is a restricted license that allows a person to drive to and from work, school, church, and to meet the requirements of a driver safety plan.



BAC (Blood Alcohol Content) - Administrative Suspension

D - Drug Conviction, 17 years old or older on date of conviction

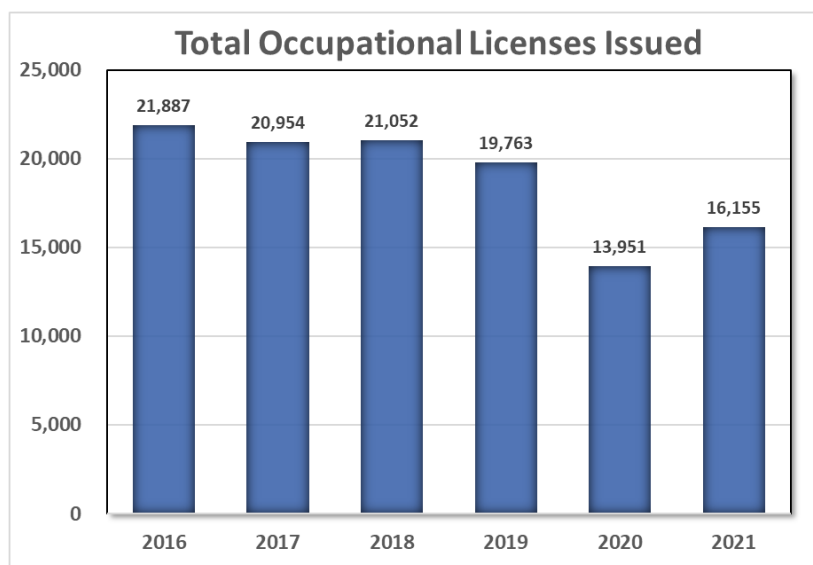
DR - Driver Record, Accumulation of Points

IC - Implied Consent

OWI - Operating under the influence of Intoxicant or Controlled Substance

UAL - Underage Alcohol

Source: Bureau of Driver Services, TSO Report OCCUPTNL



Source: Bureau of Driver Services, TSO Report OCCUPTNL

### School Bus (S) endorsement

A School Bus Endorsement (S) is required for anyone operating a school bus to transport:

- Pupils (K–12) to or from public, private, vocational, technical, or adult education school.
- Pupils (K–12) to or from curricular or extracurricular school activities (not-charter operation).
- Pupils (K–12) to or from religious instruction on days when school is in session.
- Children (under 21 years of age) with exceptional needs, to or from an education program approved by the Department of Public Instruction.
- Persons with disabilities or elderly persons in a vehicle painted school bus yellow in connection with any transportation assistance program.

Bureau of Driver Services

Phone: (608) 264-7447

Email: [Wisconsin DMV email service](#)

## 2022 Facts and Figures

### Driver License/ID Cards Issued

Type	Jan	Feb	Mar	Apr	May	Jun	Jul	Aug	Sep	Oct	Nov	Dec	TOTAL
<b>Photo Identification Card</b>													
Original	2,924	3,055	4,400	4,094	3,737	5,050	5,028	4,800	3,545	3,456	3,155	2,891	46,135
Renewal	2,177	2,049	2,721	2,606	2,025	2,076	2,053	2,027	1,983	1,866	1,842	1,650	25,075
Duplicate	5,509	5,197	6,759	6,276	5,260	5,782	5,926	6,104	5,772	5,853	5,571	5,423	69,432
<b>Regular Instruction Permit (Class D)</b>													
Original	5,326	5,498	7,021	6,534	5,748	7,600	8,241	11,167	6,752	7,211	6,823	6,055	83,976
Renewal	1,798	1,889	2,963	2,079	1,925	2,459	2,598	2,481	2,064	2,034	1,643	1,486	25,419
Duplicate	262	223	307	311	293	309	335	346	300	318	294	339	3,637
<b>Motorcycle Instruction Permit (Class M)</b>													
Original	29	65	993	1,233	1,064	1,093	858	625	382	158	37	14	6,551
Renewal	21	96	1,082	1,052	704	637	378	236	175	81	17	27	4,506
Duplicate	0	0	1	1	3	6	5	6	4	2	2	0	30
<b>Commercial Instruction Permit (Class ABC)</b>													
Original	560	616	779	721	520	621	612	801	812	822	657	882	8,403
Renewal	287	297	407	295	303	276	325	428	358	374	376	401	4,127
Duplicate	15	22	33	28	36	38	36	37	41	44	44	38	412
Change of Authority	22	28	41	45	38	44	32	37	53	46	47	55	488
<b>Probationary (Class DM)</b>													
Original	5,830	5,985	6,979	6,707	6,403	6,880	6,893	7,144	7,061	6,426	5,874	6,512	78,694
Duplicate	1,131	1,022	1,401	1,226	1,094	1,368	1,428	1,443	1,173	1,318	1,178	1,247	15,029
Change of Authority	6	7	21	92	115	171	169	175	75	77	27	10	945
<b>Regular (Class ABCDM)</b>													
Original	9,709	7,484	10,423	9,167	9,157	10,484	10,749	12,590	9,099	8,986	8,608	8,997	115,453
Renewal	40,047	37,512	47,089	42,357	39,380	41,549	41,480	44,184	39,322	39,313	36,431	33,842	482,506
Duplicate	18,436	17,438	24,604	22,462	18,874	21,501	22,570	23,827	22,592	22,642	20,687	19,673	255,306
Change of Authority	620	702	1,076	1,735	2,136	2,214	1,851	2,007	1,720	1,488	1,040	1,037	17,626
<b>Occupational (Class DM)</b>													
Original	820	768	1,096	1,057	947	963	835	889	825	817	835	822	10,674
Duplicate	16	15	22	21	25	21	23	32	29	18	17	18	257
<b>Moped Instruction Permit (Class D)</b>													
Original	0	0	0	0	1	0	0	0	0	0	0	0	1
Renewal	0	1	0	0	0	0	0	0	0	0	0	0	1
<b>Juvenile Instruction Permit (Class D)</b>													
Original	0	0	0	0	0	0	0	0	0	0	0	0	0
Renewal	0	0	0	0	0	0	0	0	0	0	0	0	0



## 2022 Facts and Figures

Type	Jan	Feb	Mar	Apr	May	Jun	Jul	Aug	Sep	Oct	Nov	Dec	TOTAL
Duplicate	0	0	0	0	0	0	0	0	0	0	0	0	0
Juvenile Probationary (Class D)	Jan	Feb	Mar	Apr	May	Jun	Jul	Aug	Sep	Oct	Nov	Dec	TOTAL
Original	0	0	0	0	0	0	1	1	0	0	0	0	2
Duplicate	0	0	0	0	0	0	0	0	0	0	0	0	0
Special Restricted Instruction Permit (Class D)	Jan	Feb	Mar	Apr	May	Jun	Jul	Aug	Sep	Oct	Nov	Dec	TOTAL
Original	0	0	0	0	0	0	0	0	0	0	0	0	0
Renewal	0	0	0	0	1	0	0	1	1	0	0	0	3
Special Restricted (Class D)	Jan	Feb	Mar	Apr	May	Jun	Jul	Aug	Sep	Oct	Nov	Dec	TOTAL
Original	0	0	0	0	0	0	0	0	0	0	0	0	0
Renewal	0	0	0	0	0	0	0	0	0	0	0	0	0
Duplicate	0	0	0	0	0	0	0	0	0	0	0	0	0
<b>Totals</b>	<b>Jan</b>	<b>Feb</b>	<b>Mar</b>	<b>Apr</b>	<b>May</b>	<b>Jun</b>	<b>Jul</b>	<b>Aug</b>	<b>Sep</b>	<b>Oct</b>	<b>Nov</b>	<b>Dec</b>	<b>TOTAL</b>
Originals	25,198	23,471	31,691	29,513	27,577	32,691	33,217	38,017	28,476	27,876	25,989	26,173	349,889
Renewals	44,330	41,844	54,262	48,389	44,338	46,997	46,834	49,357	43,903	43,668	40,309	37,406	541,637
Duplicates	25,369	23,917	33,127	30,325	25,585	29,025	30,323	31,795	29,911	30,195	27,793	26,738	344,103
Change of Authority	648	737	1,138	1,872	2,289	2,429	2,052	2,219	1,848	1,611	1,114	1,102	19,059

\*Original means first time issued: does **not** include reissued or issued after reinstatement

Source: WISDOT/DMV-Bureau of Driver Services  
Report: P7913205

## 2022 Facts and Figures

### Drivers Licensed by County

<b>COUNTY</b>	<b>Valid (1)</b>	<b>Withdrawn (2)</b>	<b>Total (1 and 2)</b>	<b>Expired (3)</b>
ADAMS	16,155	360	16,515	383
ASHLAND	11,544	251	11,795	330
BARRON	36,450	653	37,103	814
BAYFIELD	12,755	222	12,977	289
BROWN	189,549	3,545	193,094	4,289
BUFFALO	10,582	128	10,710	219
BURNETT	13,848	238	14,086	347
CALUMET	34,733	383	35,116	541
CHIPPEWA	48,077	922	48,999	927
CLARK	21,542	334	21,876	391
COLUMBIA	44,264	786	45,050	847
CRAWFORD	11,961	188	12,149	235
DANE	395,112	5,336	400,448	12,967
DODGE	63,834	1,287	65,121	1,274
DOOR	24,866	330	25,196	509
DOUGLAS	32,781	797	33,578	986
DUNN	30,930	576	31,506	680
EAU CLAIRE	72,434	1,447	73,881	1,780
FLORENCE	3,897	57	3,954	80
FOND DU LAC	74,301	1,504	75,805	1,578
FOREST	7,051	151	7,202	207
GRANT	34,109	538	34,647	769
GREEN	27,633	390	28,023	556
GREEN LAKE	14,030	268	14,298	301
IOWA	18,533	234	18,767	332
IRON	5,121	69	5,190	118
JACKSON	13,948	389	14,337	355
JEFFERSON	60,683	1,099	61,782	1,223
JUNEAU	19,528	528	20,056	500
KENOSHA	120,745	2,780	123,525	3,519
KEWAUNEE	15,743	221	15,964	253
LA CROSSE	83,967	1,514	85,481	2,134
LAFAYETTE	11,818	159	11,977	224
LANGLADE	15,182	280	15,462	309
LINCOLN	22,413	381	22,794	459
MANITOWOC	60,247	907	61,154	1,267
MARATHON	102,708	1,743	104,451	2,069
MARINETTE	32,592	563	33,155	816
MARQUETTE	12,235	248	12,483	261
MENOMINEE	2,364	144	2,508	123
MILWAUKEE	550,738	19,771	570,509	22,348

## 2022 Facts and Figures

<b>COUNTY</b>	<b>Valid (1)</b>	<b>Withdrawn (2)</b>	<b>Total (1 and 2)</b>	<b>Expired (3)</b>
MONROE	31,450	678	32,128	721
OCONTO	30,367	462	30,829	531
ONEIDA	31,010	472	31,482	660
OUTAGAMIE	143,920	2,098	146,018	2,753
OZAUKEE	73,440	767	74,207	1,556
PEPIN	5,546	63	5,609	83
PIERCE	32,118	342	32,460	659
POLK	36,256	560	36,816	747
PORTAGE	51,227	870	52,097	1,019
PRICE	11,413	170	11,583	219
RACINE	137,802	3,738	141,540	3,813
RICHLAND	11,673	213	11,886	262
ROCK	118,248	2,914	121,162	3,327
RUSK	10,978	220	11,198	244
SAUK	48,639	1,111	49,750	1,136
SAWYER	13,728	263	13,991	378
SHAWANO	30,325	610	30,935	651
SHEBOYGAN	84,946	1,626	86,572	1,838
ST. CROIX	73,711	837	74,548	1,354
TAYLOR	14,461	194	14,655	285
TREMPEALEAU	21,839	348	22,187	427
UNKNOWN	84,464	1,552	86,016	1,766
VERNON	21,405	299	21,704	405
VILAS	19,816	358	20,174	520
WALWORTH	78,030	1,328	79,358	2,027
WASHBURN	13,800	201	14,001	300
WASHINGTON	106,432	1,481	107,913	1,898
WAUKESHA	322,461	3,840	326,301	7,033
WAUPACA	39,641	686	40,327	793
WAUSHARA	18,320	375	18,695	382
WINNEBAGO	124,668	2,275	126,943	2,808
WOOD	55,006	1,116	56,122	1,257
<b>Totals</b>	<b>4,278,143</b>	<b>83,788</b>	<b>4,361,931</b>	<b>109,461</b>

(1) Valid -- Number of Valid D and Probationary License Holders by County Excludes Revoked/Suspended/Canceled/Surrendered/Disqualified and Expired

(2) Withdrawn -- Number of Revoked/Suspended/Canceled/Surrendered/Disqualified by County Excludes Expired Licenses

(3) Expired -- Number of Expired Licenses That Are Less Than One Year Expired by County

Source: Bureau of Drivers Services  
Report: YRENDL

## 2022 Facts and Figures

### Drivers Licensed – Probationary

Birth Year	Age	Valid (1)			Withdrawn (2)			Valid & Withdrawn		
		Male	Female	Total	Male	Female	Total	Male	Female	Total
2005	16	23,550	23,954	<b>47,504</b>	106	69	<b>175</b>	23,656	24,023	<b>47,679</b>
2004	17	24,882	24,779	<b>49,661</b>	372	164	<b>536</b>	25,254	24,943	<b>50,197</b>
2003	18	21,291	20,667	<b>41,958</b>	691	341	<b>1,032</b>	21,982	21,008	<b>42,990</b>
2002	19	7,037	6,129	<b>13,166</b>	637	307	<b>944</b>	7,674	6,436	<b>14,110</b>
2001	20	4,964	4,219	<b>9,183</b>	538	283	<b>821</b>	5,502	4,502	<b>10,004</b>
2000	21	3,048	2,803	<b>5,851</b>	329	224	<b>553</b>	3,377	3,027	<b>6,404</b>
1999	22	2,008	2,037	<b>4,045</b>	278	182	<b>460</b>	2,286	2,219	<b>4,505</b>
1998	23	1,534	1,591	<b>3,125</b>	198	127	<b>325</b>	1,732	1,718	<b>3,450</b>
1997	24	1,251	1,321	<b>2,572</b>	174	113	<b>287</b>	1,425	1,434	<b>2,859</b>
1996	25	1,083	1,156	<b>2,239</b>	147	99	<b>246</b>	1,230	1,255	<b>2,485</b>
1995	26	983	965	<b>1,948</b>	151	91	<b>242</b>	1,134	1,056	<b>2,190</b>
1994	27	921	889	<b>1,810</b>	130	69	<b>199</b>	1,051	958	<b>2,009</b>
1993	28	796	835	<b>1,631</b>	111	65	<b>176</b>	907	900	<b>1,807</b>
1992	29	772	757	<b>1,529</b>	123	56	<b>179</b>	895	813	<b>1,708</b>
1991	30	709	694	<b>1,403</b>	105	54	<b>159</b>	814	748	<b>1,562</b>
1990	31	692	638	<b>1,330</b>	93	47	<b>140</b>	785	685	<b>1,470</b>
1989	32	573	574	<b>1,147</b>	84	41	<b>125</b>	657	615	<b>1,272</b>
1988	33	546	498	<b>1,044</b>	60	42	<b>102</b>	606	540	<b>1,146</b>
1987	34	476	447	<b>923</b>	57	23	<b>80</b>	533	470	<b>1,003</b>
1986	35	429	355	<b>784</b>	53	27	<b>80</b>	482	382	<b>864</b>
1985	36	377	330	<b>707</b>	43	20	<b>63</b>	420	350	<b>770</b>
1984	37	355	292	<b>647</b>	45	18	<b>63</b>	400	310	<b>710</b>
1983	38	336	292	<b>628</b>	47	10	<b>57</b>	383	302	<b>685</b>
1982	39	278	253	<b>531</b>	33	9	<b>42</b>	311	262	<b>573</b>
1981	40	258	215	<b>473</b>	31	9	<b>40</b>	289	224	<b>513</b>
1980	41	222	227	<b>449</b>	23	8	<b>31</b>	245	235	<b>480</b>
1979	42	234	188	<b>422</b>	19	8	<b>27</b>	253	196	<b>449</b>
1978	43	194	159	<b>353</b>	13	4	<b>17</b>	207	163	<b>370</b>
1977	44	196	135	<b>331</b>	17	3	<b>20</b>	213	138	<b>351</b>
1976	45	143	146	<b>289</b>	9	3	<b>12</b>	152	149	<b>301</b>
1975	46	155	126	<b>281</b>	13	3	<b>16</b>	168	129	<b>297</b>
1974	47	133	98	<b>231</b>	9	7	<b>16</b>	142	105	<b>247</b>
1973	48	136	87	<b>223</b>	11	3	<b>14</b>	147	90	<b>237</b>
1972	49	119	112	<b>231</b>	13	1	<b>14</b>	132	113	<b>245</b>
1971	50	116	105	<b>221</b>	8	4	<b>12</b>	124	109	<b>233</b>
1970	51	121	73	<b>194</b>	8	2	<b>10</b>	129	75	<b>204</b>
1969	52	95	83	<b>178</b>	10	1	<b>11</b>	105	84	<b>189</b>
1968	53	79	73	<b>152</b>	4	0	<b>4</b>	83	73	<b>156</b>
1967	54	79	62	<b>141</b>	6	1	<b>7</b>	85	63	<b>148</b>
1966	55	69	68	<b>137</b>	6	1	<b>7</b>	75	69	<b>144</b>

## 2022 Facts and Figures

Birth Year	Age	Valid (1)			Withdrawn (2)			Valid & Withdrawn		
		Male	Female	Total	Male	Female	Total	Male	Female	Total
1965	56	74	58	132	7	3	10	81	61	142
1964	57	67	33	100	6	1	7	73	34	107
1963	58	72	51	123	10	3	13	82	54	136
1962	59	54	43	97	1	0	1	55	43	98
1961	60	56	42	98	4	0	4	60	42	102
1960	61	59	27	86	0	0	0	59	27	86
1959	62	40	24	64	1	2	3	41	26	67
1958	63	44	21	65	2	0	2	46	21	67
1957	64	29	13	42	2	0	2	31	13	44
1956	65	25	15	40	0	0	0	25	15	40
1955	66	27	18	45	0	0	0	27	18	45
1954	67	18	10	28	0	0	0	18	10	28
1953	68	12	4	16	0	0	0	12	4	16
1952	69	15	3	18	0	0	0	15	3	18
1951	70	11	9	20	0	0	0	11	9	20
1950	71	9	4	13	0	0	0	9	4	13
1949	72	5	1	6	1	0	1	6	1	7
1948	73	6	2	8	0	0	0	6	2	8
1947	74	2	2	4	0	0	0	2	2	4
1946	75	2	1	3	0	0	0	2	1	3
1945	76	3	2	5	0	0	0	3	2	5
1944	77	2	1	3	0	0	0	2	1	3
1943	78	1	2	3	0	0	0	1	2	3
1942	79	4	0	4	0	0	0	4	0	4
1941	80	1	0	1	0	0	0	1	0	1
1940	81	0	0	0	0	0	0	0	0	0
1939	82	0	0	0	0	0	0	0	0	0
1938	83	2	0	2	0	0	0	2	0	2
1937	84	0	1	1	0	0	0	0	1	1
<b>TOTALS</b>		<b>101,882</b>	<b>98,819</b>	<b>200,701</b>	<b>4,840</b>	<b>2,548</b>	<b>7,388</b>	<b>106,722</b>	<b>101,367</b>	<b>208,089</b>

(1) Valid

Number of Valid Probationary License Holders by Age and Sex

Excludes Revoked/Suspended/Canceled/Surrendered/Disqualified and Expired

(2) Withdrawn

Number of Revoked/Suspended/Canceled/Surrendered/Disqualified by Age and Sex

Excludes Expired Licenses

Source: Bureau of Drivers Services

Report: YRNDPROB

## 2022 Facts and Figures

### Drivers Licensed – Probationary and Regular

Birth Year	Age	Valid (1)			Withdrawn (2)			Valid & Withdrawn		
		Male	Female	Total	Male	Female	Total	Male	Female	Total
2005	16	21,622	22,209	<b>43,831</b>	100	61	<b>161</b>	21,722	22,270	<b>43,992</b>
2004	17	24,584	24,537	<b>49,121</b>	356	164	<b>520</b>	24,940	24,701	<b>49,641</b>
2003	18	27,698	27,193	<b>54,891</b>	716	340	<b>1,056</b>	28,414	27,533	<b>55,947</b>
2002	19	28,060	27,385	<b>55,445</b>	851	438	<b>1,289</b>	28,911	27,823	<b>56,734</b>
2001	20	29,489	28,747	<b>58,236</b>	954	560	<b>1,514</b>	30,443	29,307	<b>59,750</b>
2000	21	30,961	29,916	<b>60,877</b>	1,069	685	<b>1,754</b>	32,030	30,601	<b>62,631</b>
1999	22	31,606	30,481	<b>62,087</b>	1,319	709	<b>2,028</b>	32,925	31,190	<b>64,115</b>
1998	23	31,965	31,341	<b>63,306</b>	1,475	805	<b>2,280</b>	33,440	32,146	<b>65,586</b>
1997	24	32,397	31,613	<b>64,010</b>	1,494	853	<b>2,347</b>	33,891	32,466	<b>66,357</b>
1996	25	33,079	32,196	<b>65,275</b>	1,753	919	<b>2,672</b>	34,832	33,115	<b>67,947</b>
1995	26	33,062	32,596	<b>65,658</b>	1,816	917	<b>2,733</b>	34,878	33,513	<b>68,391</b>
1994	27	32,521	32,226	<b>64,747</b>	1,471	777	<b>2,248</b>	33,992	33,003	<b>66,995</b>
1993	28	33,415	32,948	<b>66,363</b>	1,538	778	<b>2,316</b>	34,953	33,726	<b>68,679</b>
1992	29	34,204	33,470	<b>67,674</b>	1,538	791	<b>2,329</b>	35,742	34,261	<b>70,003</b>
1991	30	35,028	34,758	<b>69,786</b>	1,586	814	<b>2,400</b>	36,614	35,572	<b>72,186</b>
1990	31	35,781	35,499	<b>71,280</b>	1,640	892	<b>2,532</b>	37,421	36,391	<b>73,812</b>
1989	32	35,364	35,308	<b>70,672</b>	1,683	839	<b>2,522</b>	37,047	36,147	<b>73,194</b>
1988	33	35,098	35,145	<b>70,243</b>	1,581	874	<b>2,455</b>	36,679	36,019	<b>72,698</b>
1987	34	35,089	35,284	<b>70,373</b>	1,572	871	<b>2,443</b>	36,661	36,155	<b>72,816</b>
1986	35	34,931	34,666	<b>69,597</b>	1,328	682	<b>2,010</b>	36,259	35,348	<b>71,607</b>
1985	36	35,512	35,567	<b>71,079</b>	1,309	695	<b>2,004</b>	36,821	36,262	<b>73,083</b>
1984	37	35,145	34,950	<b>70,095</b>	1,288	705	<b>1,993</b>	36,433	35,655	<b>72,088</b>
1983	38	34,415	34,872	<b>69,287</b>	1,197	636	<b>1,833</b>	35,612	35,508	<b>71,120</b>
1982	39	35,294	35,213	<b>70,507</b>	1,249	654	<b>1,903</b>	36,543	35,867	<b>72,410</b>
1981	40	34,995	34,819	<b>69,814</b>	1,166	615	<b>1,781</b>	36,161	35,434	<b>71,595</b>
1980	41	35,303	34,836	<b>70,139</b>	1,184	631	<b>1,815</b>	36,487	35,467	<b>71,954</b>
1979	42	34,711	34,091	<b>68,802</b>	1,136	602	<b>1,738</b>	35,847	34,693	<b>70,540</b>
1978	43	32,680	32,389	<b>65,069</b>	920	451	<b>1,371</b>	33,600	32,840	<b>66,440</b>
1977	44	32,418	32,143	<b>64,561</b>	892	419	<b>1,311</b>	33,310	32,562	<b>65,872</b>
1976	45	30,863	30,520	<b>61,383</b>	786	382	<b>1,168</b>	31,649	30,902	<b>62,551</b>
1975	46	30,988	30,415	<b>61,403</b>	759	390	<b>1,149</b>	31,747	30,805	<b>62,552</b>
1974	47	30,933	30,201	<b>61,134</b>	721	361	<b>1,082</b>	31,654	30,562	<b>62,216</b>
1973	48	29,423	29,674	<b>59,097</b>	706	314	<b>1,020</b>	30,129	29,988	<b>60,117</b>
1972	49	30,572	30,550	<b>61,122</b>	676	340	<b>1,016</b>	31,248	30,890	<b>62,138</b>
1971	50	33,390	33,183	<b>66,573</b>	679	369	<b>1,048</b>	34,069	33,552	<b>67,621</b>
1970	51	35,411	35,144	<b>70,555</b>	729	301	<b>1,030</b>	36,140	35,445	<b>71,585</b>
1969	52	33,894	33,465	<b>67,359</b>	643	335	<b>978</b>	34,537	33,800	<b>68,337</b>
1968	53	33,763	33,714	<b>67,477</b>	578	296	<b>874</b>	34,341	34,010	<b>68,351</b>
1967	54	34,081	34,128	<b>68,209</b>	585	282	<b>867</b>	34,666	34,410	<b>69,076</b>
1966	55	35,168	35,494	<b>70,662</b>	615	270	<b>885</b>	35,783	35,764	<b>71,547</b>
1965	56	36,097	36,561	<b>72,658</b>	596	272	<b>868</b>	36,693	36,833	<b>73,526</b>
1964	57	38,220	38,872	<b>77,092</b>	593	254	<b>847</b>	38,813	39,126	<b>77,939</b>
1963	58	38,621	39,250	<b>77,871</b>	554	243	<b>797</b>	39,175	39,493	<b>78,668</b>

## 2022 Facts and Figures

Birth Year	Age	Valid (1)			Withdrawn (2)			Valid & Withdrawn		
		Male	Female	Total	Male	Female	Total	Male	Female	Total
1962	59	39,231	40,138	<b>79,369</b>	548	229	<b>777</b>	39,779	40,367	<b>80,146</b>
1961	60	39,841	40,828	<b>80,669</b>	554	214	<b>768</b>	40,395	41,042	<b>81,437</b>
1960	61	39,386	40,801	<b>80,187</b>	492	194	<b>686</b>	39,878	40,995	<b>80,873</b>
1959	62	38,959	39,999	<b>78,958</b>	461	186	<b>647</b>	39,420	40,185	<b>79,605</b>
1958	63	37,958	38,578	<b>76,536</b>	383	158	<b>541</b>	38,341	38,736	<b>77,077</b>
1957	64	37,400	38,580	<b>75,980</b>	405	163	<b>568</b>	37,805	38,743	<b>76,548</b>
1956	65	36,556	36,618	<b>73,174</b>	324	133	<b>457</b>	36,880	36,751	<b>73,631</b>
1955	66	34,945	35,686	<b>70,631</b>	311	138	<b>449</b>	35,256	35,824	<b>71,080</b>
1954	67	34,191	35,277	<b>69,468</b>	291	139	<b>430</b>	34,482	35,416	<b>69,898</b>
1953	68	32,131	33,025	<b>65,156</b>	220	112	<b>332</b>	32,351	33,137	<b>65,488</b>
1952	69	31,203	32,373	<b>63,576</b>	250	116	<b>366</b>	31,453	32,489	<b>63,942</b>
1951	70	30,054	30,801	<b>60,855</b>	233	134	<b>367</b>	30,287	30,935	<b>61,222</b>
1950	71	27,452	28,514	<b>55,966</b>	218	113	<b>331</b>	27,670	28,627	<b>56,297</b>
1949	72	26,344	27,701	<b>54,045</b>	206	136	<b>342</b>	26,550	27,837	<b>54,387</b>
1948	73	24,864	26,274	<b>51,138</b>	209	156	<b>365</b>	25,073	26,430	<b>51,503</b>
1947	74	24,602	26,036	<b>50,638</b>	204	141	<b>345</b>	24,806	26,177	<b>50,983</b>
1946	75	20,820	22,409	<b>43,229</b>	171	158	<b>329</b>	20,991	22,567	<b>43,558</b>
1945	76	16,703	17,907	<b>34,610</b>	162	128	<b>290</b>	16,865	18,035	<b>34,900</b>
1944	77	15,868	17,463	<b>33,331</b>	140	140	<b>280</b>	16,008	17,603	<b>33,611</b>
1943	78	15,816	17,493	<b>33,309</b>	180	203	<b>383</b>	15,996	17,696	<b>33,692</b>
1942	79	14,581	16,544	<b>31,125</b>	147	196	<b>343</b>	14,728	16,740	<b>31,468</b>
1941	80	12,136	13,915	<b>26,051</b>	173	165	<b>338</b>	12,309	14,080	<b>26,389</b>
1940	81	10,650	12,439	<b>23,089</b>	145	184	<b>329</b>	10,795	12,623	<b>23,418</b>
1939	82	9,535	11,054	<b>20,589</b>	177	177	<b>354</b>	9,712	11,231	<b>20,943</b>
1938	83	8,883	10,362	<b>19,245</b>	190	167	<b>357</b>	9,073	10,529	<b>19,602</b>
1937	84	7,720	9,252	<b>16,972</b>	154	203	<b>357</b>	7,874	9,455	<b>17,329</b>
1936	85	6,762	8,023	<b>14,785</b>	162	173	<b>335</b>	6,924	8,196	<b>15,120</b>
1935	86	5,884	7,007	<b>12,891</b>	157	188	<b>345</b>	6,041	7,195	<b>13,236</b>
1934	87	4,948	5,936	<b>10,884</b>	138	176	<b>314</b>	5,086	6,112	<b>11,198</b>
1933	88	3,962	4,908	<b>8,870</b>	146	167	<b>313</b>	4,108	5,075	<b>9,183</b>
1932	89	3,338	4,296	<b>7,634</b>	128	149	<b>277</b>	3,466	4,445	<b>7,911</b>
1931	90	2,909	3,766	<b>6,675</b>	139	166	<b>305</b>	3,048	3,932	<b>6,980</b>
1930	91	2,479	3,392	<b>5,871</b>	125	191	<b>316</b>	2,604	3,583	<b>6,187</b>
1929	92	1,900	2,930	<b>4,830</b>	125	201	<b>326</b>	2,025	3,131	<b>5,156</b>
1928	93	1,567	2,471	<b>4,038</b>	126	212	<b>338</b>	1,693	2,683	<b>4,376</b>
1927	94	1,121	1,828	<b>2,949</b>	114	154	<b>268</b>	1,235	1,982	<b>3,217</b>
1926	95	745	1,227	<b>1,972</b>	59	111	<b>170</b>	804	1,338	<b>2,142</b>
1925	96	484	827	<b>1,311</b>	59	81	<b>140</b>	543	908	<b>1,451</b>
1924	97	272	585	<b>857</b>	36	54	<b>90</b>	308	639	<b>947</b>
1923	98	189	353	<b>542</b>	20	38	<b>58</b>	209	391	<b>600</b>
1922	99	119	235	<b>354</b>	10	29	<b>39</b>	129	264	<b>393</b>
1921	100	57	122	<b>179</b>	5	12	<b>17</b>	62	134	<b>196</b>
1920	101	24	65	<b>89</b>	4	2	<b>6</b>	28	67	<b>95</b>
1919	102	14	35	<b>49</b>	2	6	<b>8</b>	16	41	<b>57</b>

## 2022 Facts and Figures

<u>Birth Year</u>	<u>Age</u>	Valid (1)			Withdrawn (2)			Valid & Withdrawn		
		Male	Female	Total	Male	Female	Total	Male	Female	Total
1918	103	12	20	32	1	1	2	13	21	34
1917	104	2	7	9	2	0	2	4	7	11
1916	105	2	2	4	0	0	0	2	2	4
1915	106	0	0	0	0	1	1	0	1	1
1912	109	2	0	2	0	0	0	2	0	2
<b>TOTALS</b>		<b>2,122,472</b>	<b>2,155,671</b>	<b>4,278,143</b>	<b>53,907</b>	<b>29,881</b>	<b>83,788</b>	<b>2,176,379</b>	<b>2,185,552</b>	<b>4,361,931</b>

(1) Valid

Number of Valid D and Probationary License Holders

Excludes Revoked/Suspended/Canceled/Surrendered/Disqualified and Expired

(2) Withdrawn

Number of Revoked/Suspended/Canceled/Surrendered/Disqualified

Excludes Expired Licenses

Source: Bureau of Drivers Services

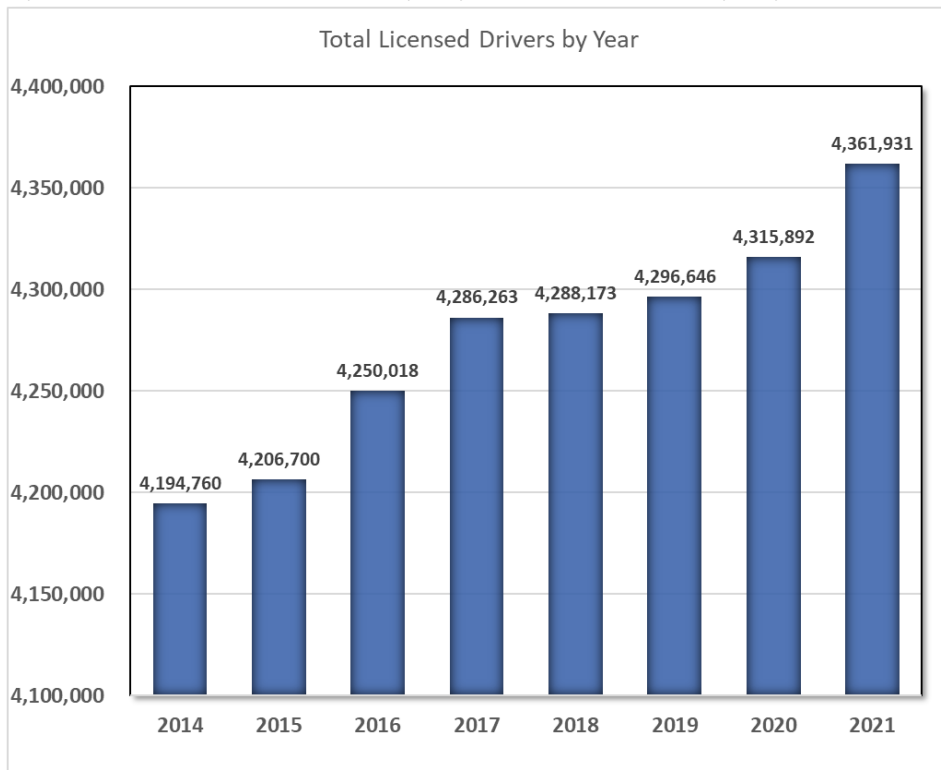
Report: YRENDL



## 2022 Facts and Figures

### Total Licensed Drivers by Year

Year	Count	Year	Count	Year	Count	Year	Count
1928	893,450	1961	2,069,750	1984	3,192,135	2007	4,075,764
1930	995,000	1962	2,048,300	1985	3,265,322	2008	4,079,562
1940	1,230,000	1963	2,076,500	1986	3,288,517	2009	4,085,833
1941	1,246,600	1964	2,089,700	1987	3,308,903	2010	4,114,622
1942	1,309,475	1965	2,155,007	1988	3,329,557	2011	4,142,823
1943	1,369,750	1966	2,197,038	1989	3,357,339	2012	4,171,428
1944	1,422,050	1967	2,280,544	1990	3,394,203	2013	4,188,194
1945	1,505,700	1968	2,360,815	1991	3,473,236	2014	4,194,760
1946	1,547,100	1969	2,458,037	1992	3,481,421	2015	4,206,700
1947	1,553,500	1970	2,459,539	1993	3,502,347	2016	4,250,018
1948	1,575,500	1971	2,465,315	1994	3,554,003	2017	4,286,263
1949	1,613,800	1972	2,527,731	1995	3,601,619	2018	4,288,173
1950	1,661,700	1973	2,593,838	1996	3,723,685	2019	4,296,646
1951	1,721,700	1974	2,663,796	1997	3,672,469	2020	4,315,892
1952	1,750,100	1975	2,721,284	1998	3,709,957	2021	4,361,931
1953	1,804,300	1976	2,792,905	1999	3,733,077		
1954	1,817,700	1977	2,864,689	2000	3,801,798		
1955	1,848,700	1978	2,927,546	2001	3,835,549		
1956	1,879,750	1979	2,964,404	2002	3,839,930		
1957	1,910,500	1980	3,014,715	2003	3,933,924		
1958	1,930,500	1981	3,059,428	2004	3,993,348		
1959	1,936,600	1982	3,070,956	2005	4,049,450		
1960	2,002,900	1983	3,123,649	2006	4,066,273		



Source: Bureau of Drivers Services, Report YRENDL

## 2022 Facts and Figures

---

### Employer Notification Program

The Employer Notification program is part of the Public Abstract Request System (PARS), a secure Web-based system that allows participating account holders to have instant access to driver and vehicle record abstracts via Portable Document Format (PDF) images. The Employer Notification program will identify any enrolled employee with recent activity on their driving record and allow the account holder immediate access to the current driver record abstract.

NIC Wisconsin

Phone: (608) 250-4606

Email: [WI\\_helpdesk@egov.com](mailto:WI_helpdesk@egov.com)

Internet: [NIC Wisconsin](#)

## 2022 Facts and Figures

---

### Medical Evaluation for Drivers

DMV evaluates whether each applicant for a license can exercise reasonable control over a vehicle. To carry out this responsibility, the DMV conducts written exams, road tests, sign identification tests, and vision screenings. Some persons have medical conditions or disabilities which the DMV cannot adequately assess using these tests. These individuals are required to submit medical information to aid the division in making licensing decisions.

The Medical Review and Fitness Unit (MRF) reviewed over 23,867 medical reports in 2021, a 10% increase from 2020. In addition, MRF staff updated 51,451 Federal Medical Certificates for Commercial Drivers. 1,532 reports reviewed resulted in the cancellation or denial of driving privileges due to a medical condition. 433 drivers were cancelled for not taking the re-examination tests when requested by DMV. Out of 1,694 special examinations conducted in 2021, only 98 drivers were cancelled for not being able to pass a portion of the required tests.

632 drivers voluntarily surrendered their license when asked for a medical report or to take the knowledge, sign, and highway tests.

DMV Examiners conducted 1,694\* driving skills test re-examinations:

- 1,391 successful tests were conducted (82%)
- 303 unsuccessful tests were conducted (18%)

*\*NOTE: Applicants may take the driving skills test up to five times in a one-year period. This number does not reflect the number of applicants re-tested during 2021, merely the number of re-exams conducted by DMV Examiners. The total conducted exams show a 36 % increase from 2020.*

DMV attempts to allow each person to drive under conditions which are safe for them. For example, some drivers will be restricted to an area within 15 miles of their home if they can demonstrate good driving skills in that limited area. Physicians often recommend restrictions such as daytime driving only, no driving on freeways, or driving with an automatic transmission. Through the use of restrictions, driving tests, and medical reports, the DMV ensures that people with conditions limiting their functional ability can maintain a safe level of driving.

Medical Review & Fitness Unit  
P.O. Box 7918, Madison WI 53707-7918  
Email: [Wisconsin DMV email service](#)  
Phone: (608) 266-2327  
Fax: (608) 267-0518

## 2022 Facts and Figures

---

### Organ Donor

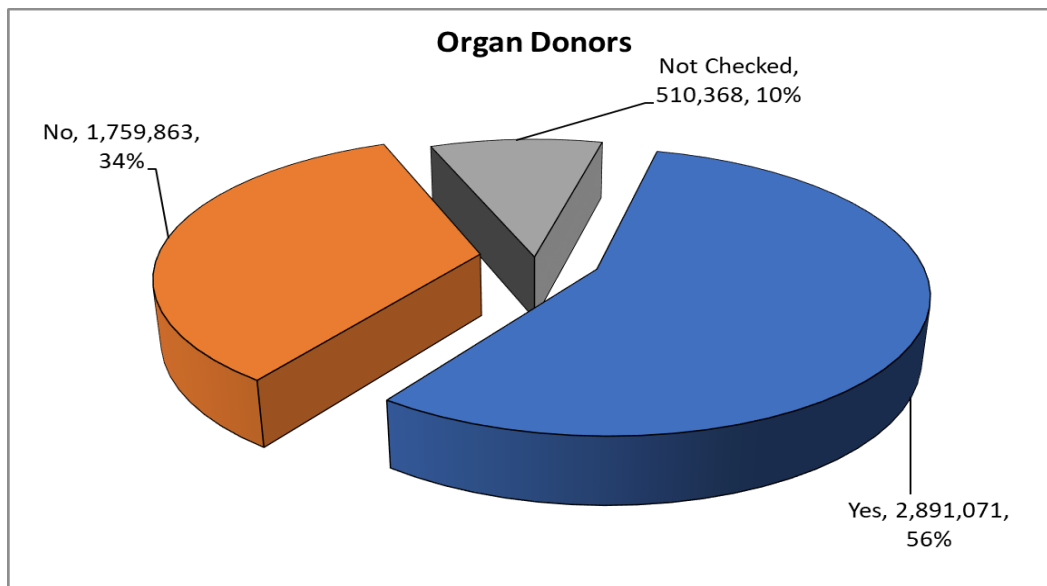
Anyone can be an organ donor. The Anatomical Gift Act in [s.157.06\(2\)](#) requires persons 15 and one-half years of age or older to indicate if they wish to be a donor.

Bureau of Driver Services

Phone: (608) 266-2353

Email: [Wisconsin DMV email service](#)

Internet: [donatelifewisconsin.org/](http://donatelifewisconsin.org/)



NOTE: Does not include under 18-years old or "NON" records  
Source: Bureau of Driver Services, YRDONOR Report

## 2022 Facts and Figures

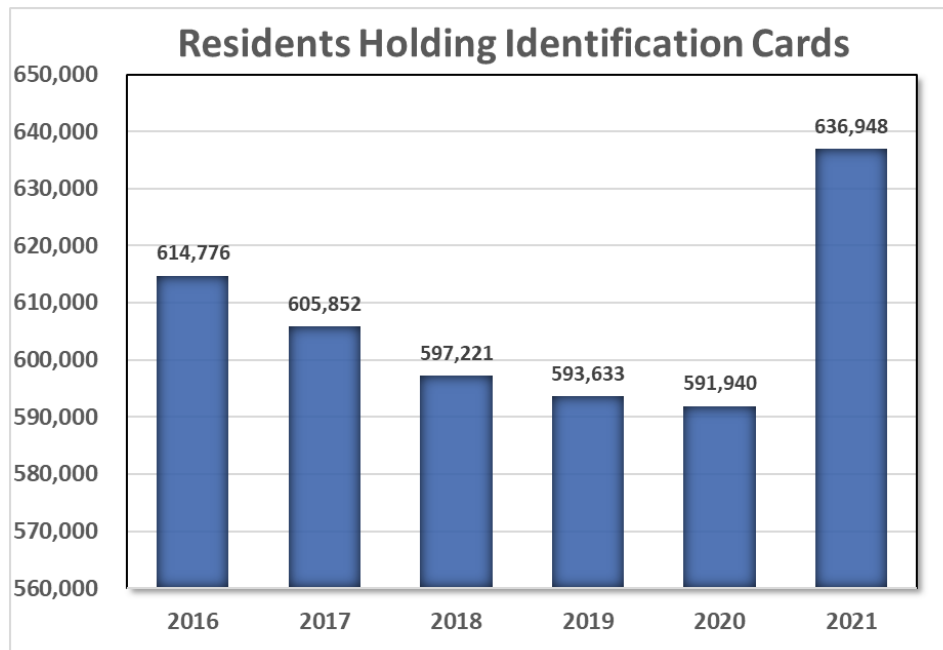
---

### Photo Identification Card (ID)

Any Wisconsin resident who does not presently hold a valid driver license (from Wisconsin or another jurisdiction) may apply for an ID card. You may not hold a valid driver license and an ID card at the same time. If you hold a valid driver license and wish to obtain an ID card, you will be required to surrender your driver license and driving privilege. There is no age limit to apply for an ID card.

For more information: [Obtaining an identification \(ID\) card](#)

Bureau of Field Services  
Technical and Training Services Section  
Phone: (608) 266-8686  
Internet: [DMV Customer Service Center](#)



Source: Bureau of Driver Services, Photo Identification Card Statistics

## 2022 Facts and Figures

---

### Valid ID Cards by County

<b>COUNTY</b>	<b>Male</b>	<b>Female</b>	<b>Total</b>
ADAMS	1,018	927	1,945
ASHLAND	733	757	1,490
BARRON	2,083	1,953	4,036
BAYFIELD	485	463	948
BROWN	14,146	13,707	27,853
BUFFALO	366	372	738
BURNETT	703	615	1,318
CALUMET	1,232	1,310	2,542
CHIPPEWA	2,816	2,049	4,865
CLARK	1,389	1,212	2,601
COLUMBIA	2,399	2,069	4,468
CRAWFORD	705	590	1,295
DANE	25,688	24,935	50,623
DODGE	3,812	3,376	7,188
DOOR	970	914	1,884
DOUGLAS	2,915	2,581	5,496
DUNN	1,586	1,505	3,091
EAU CLAIRE	4,623	4,194	8,817
FLORENCE	139	117	256
FOND DU LAC	4,794	4,717	9,511
FOREST	450	439	889
GRANT	1,520	1,511	3,031
GREEN	1,219	1,174	2,393
GREEN LAKE	770	805	1,575
IOWA	679	643	1,322
IRON	241	224	465
JACKSON	1,167	902	2,069
JEFFERSON	3,342	3,043	6,385
JUNEAU	1,500	1,264	2,764
KENOSHA	11,422	10,726	22,148
KEWAUNEE	523	471	994
LA CROSSE	5,349	5,028	10,377
LAFAYETTE	518	414	932
LANGLADE	836	876	1,712
LINCOLN	1,119	1,068	2,187
MANITOWOC	3,926	3,845	7,771
MARATHON	5,405	5,203	10,608
MARINETTE	2,053	1,751	3,804
MARQUETTE	672	628	1,300
MENOMINEE	599	537	1,136
MILWAUKEE	102,674	105,473	208,147

## 2022 Facts and Figures

---

COUNTY	Male	Female	Total
MONROE	2,239	1,961	4,200
OCONTO	1,240	1,059	2,299
ONEIDA	1,238	1,229	2,467
OUTAGAMIE	6,967	6,549	13,516
OZAUKEE	2,115	2,536	4,651
PEPIN	230	181	411
PIERCE	1,131	1,041	2,172
POLK	1,399	1,275	2,674
PORTAGE	2,523	2,358	4,881
PRICE	416	465	881
RACINE	14,371	14,345	28,716
RICHLAND	624	649	1,273
ROCK	11,484	10,236	21,720
RUSK	638	618	1,256
SAUK	3,060	2,817	5,877
SAWYER	902	770	1,672
SHAWANO	1,687	1,614	3,301
SHEBOYGAN	5,822	5,714	11,536
ST. CROIX	2,321	2,131	4,452
TAYLOR	521	505	1,026
TREMPEALEAU	1,730	1,413	3,143
UNKNOWN	3,833	4,326	8,159
VERNON	875	847	1,722
VILAS	833	768	1,601
WALWORTH	4,547	4,426	8,973
WASHBURN	648	623	1,271
WASHINGTON	3,904	4,233	8,137
WAUKESHA	10,803	12,594	23,397
WAUPACA	2,117	1,875	3,992
WAUSHARA	1,088	1,027	2,115
WINNEBAGO	8,542	7,456	15,998
WOOD	3,221	3,264	6,485
<b>Totals</b>	<b>321,655</b>	<b>315,293</b>	<b>636,948</b>

Source: Bureau of Driver Services, TSO Report YRIDCARD

## 2022 Facts and Figures

---

### Demerit Points

Persons who accumulate 12 or more demerit points in any one-year period may be subject to a driver license suspension. The points are counted by date of violation. Offenses include:

- Speeding
- Failure to obey a sign
- Failure to yield right of way
- Other moving traffic violations

### Suspension of driving privilege

The type of driver license you have determines the requirements and timeframe of a suspension:

- If you have a probationary driver license, instruction permit or have never been issued a license:
  - 12-30 points assessed – 6-month suspension
  - More than 30 points assessed – 1-year suspension
- If you have a regular driver license including a commercial driver license (CDL):
  - 12-16 points assessed – 2-month suspension
  - 17-22 points assessed – 4-month suspension
  - 23-30 points assessed – 6-month suspension
  - More than 30 points assessed – 1-year suspension

Bureau of Driver Services  
DMV Communication Center Section  
Phone: (608) 264-7447  
Email: [Wisconsin DMV email service](#)



## 2022 Facts and Figures

---

### Administrative Suspension: Alcohol Concentration

The administrative suspension law provides for the withdrawal of a person's operating privilege if that driver is arrested for operating a motor vehicle with a prohibited alcohol concentration, submits to chemical testing, and fails the test.

The arresting officer issues a notice of intent to suspend.

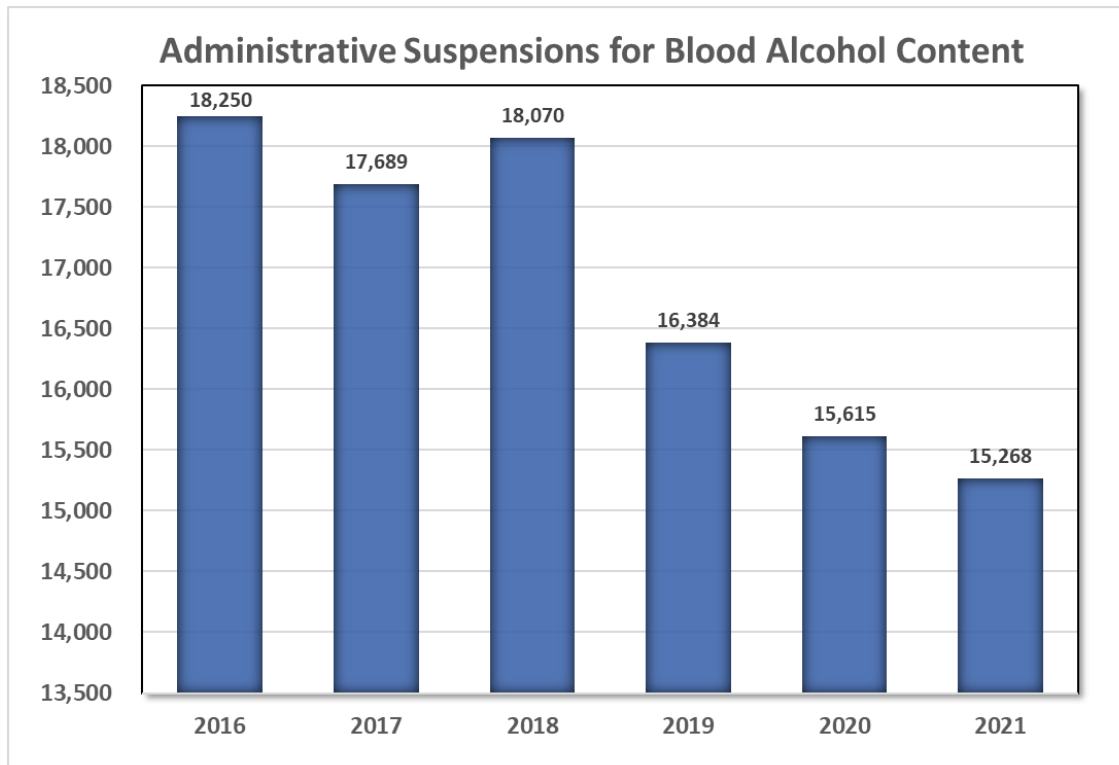
The driver has 10 days to request a review of the suspension. If no review is requested or if a review is held and the outcome goes against the person, the suspension will take effect 30 days after the notice date on the Notice of Intent to Suspend form.

Bureau of Driver Services

Citations and Withdrawals Section

Phone: (608) 261-0127

Email: [AdminSuspensions.dmv@dot.wi.gov](mailto:AdminSuspensions.dmv@dot.wi.gov)



Source: Bureau of Driver Services

## 2022 Facts and Figures

---

### Alcohol/Drug Review

An alcohol or drug assessment is an interview between a driver and an alcohol and other drug abuse (AODA) assessor. The assessor identifies the driver's alcohol/drug use. As part of the assessment, the assessor develops a driver safety plan for the driver. There were 26,515 assessments and 18,832 completions in 2021.

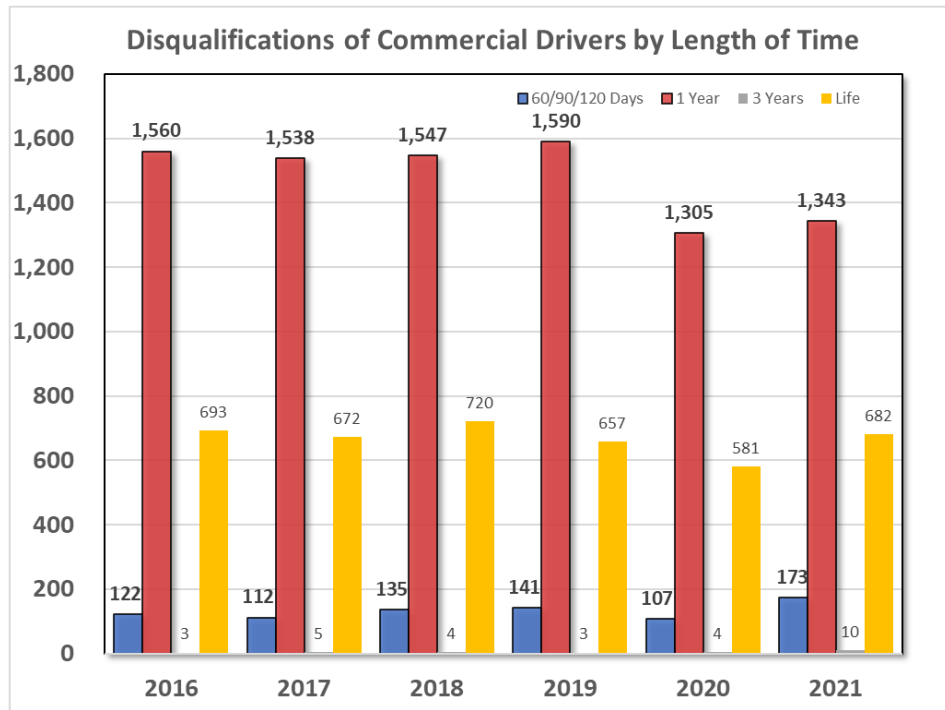
Bureau of Driver Services  
Citations and Withdrawals Section  
Phone: (608) 261-8202  
Email: [dotdmvadru@dot.wi.gov](mailto:dotdmvadru@dot.wi.gov)

# 2022 Facts and Figures

## Disqualification

Disqualification means the withdrawal of a person’s privilege to operate a commercial motor vehicle because of certain offenses committed by the person. Effective September 30, 2005, disqualifications apply to Commercial Motor Vehicle privileges for offenses committed in a Commercial Motor Vehicle or a Non-Commercial Motor Vehicle when the violation is classified as a major or serious traffic violation.

Bureau of Driver Services  
DMV Communication Center Section  
Phone: (608) 264-7447  
Email: [Wisconsin DMV email service](#)



Source: Bureau of Driver Services, Citations and Withdrawals Section - TSO Report: WDRLWEEK

# 2022 Facts and Figures

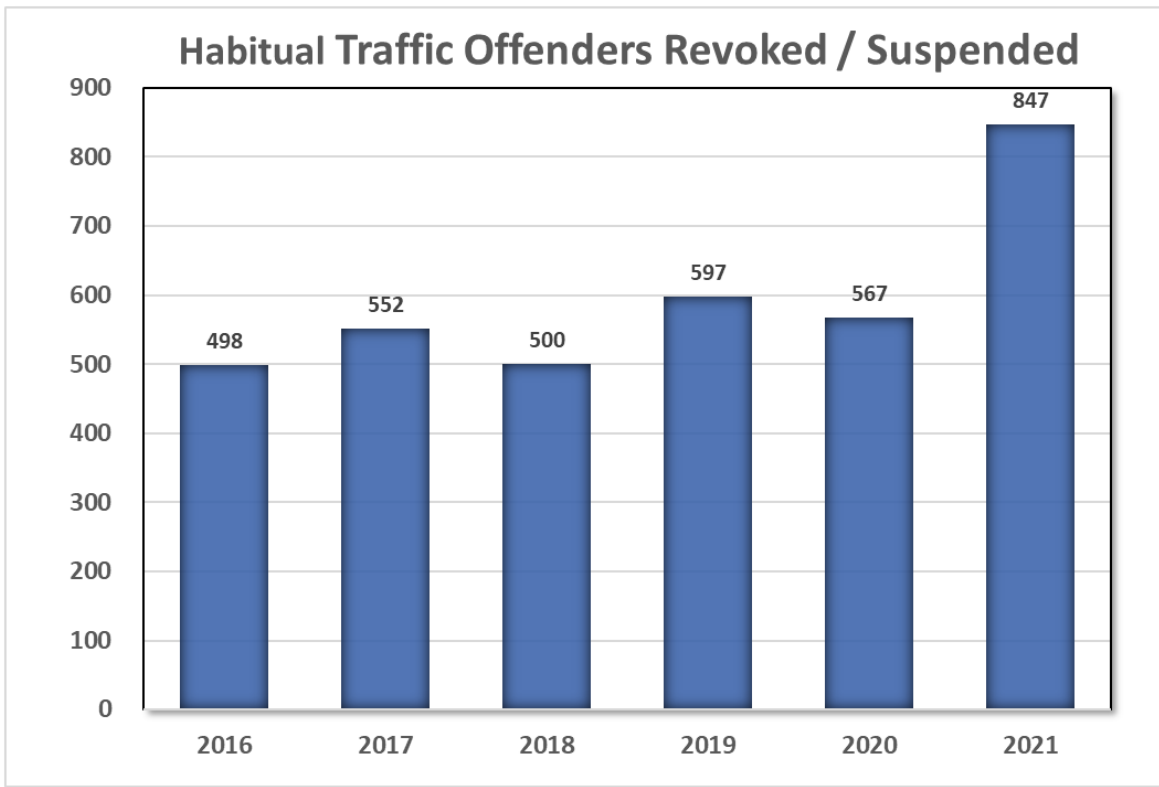
---

## Habitual Traffic Offender

Persons who accumulate four major traffic convictions (including those from other jurisdictions) or a combination of 12 minor and major convictions in a five-year period are identified as habitual traffic offenders. Major offenses include:

- Operating while under the influence
- Eluding an officer
- Reckless driving

Bureau of Driver Services  
DMV Communication Center  
Phone: (608) 264-7447  
Email: [Wisconsin DMV email service](#)



Source: Bureau of Driver Services, Report #P7011924-2

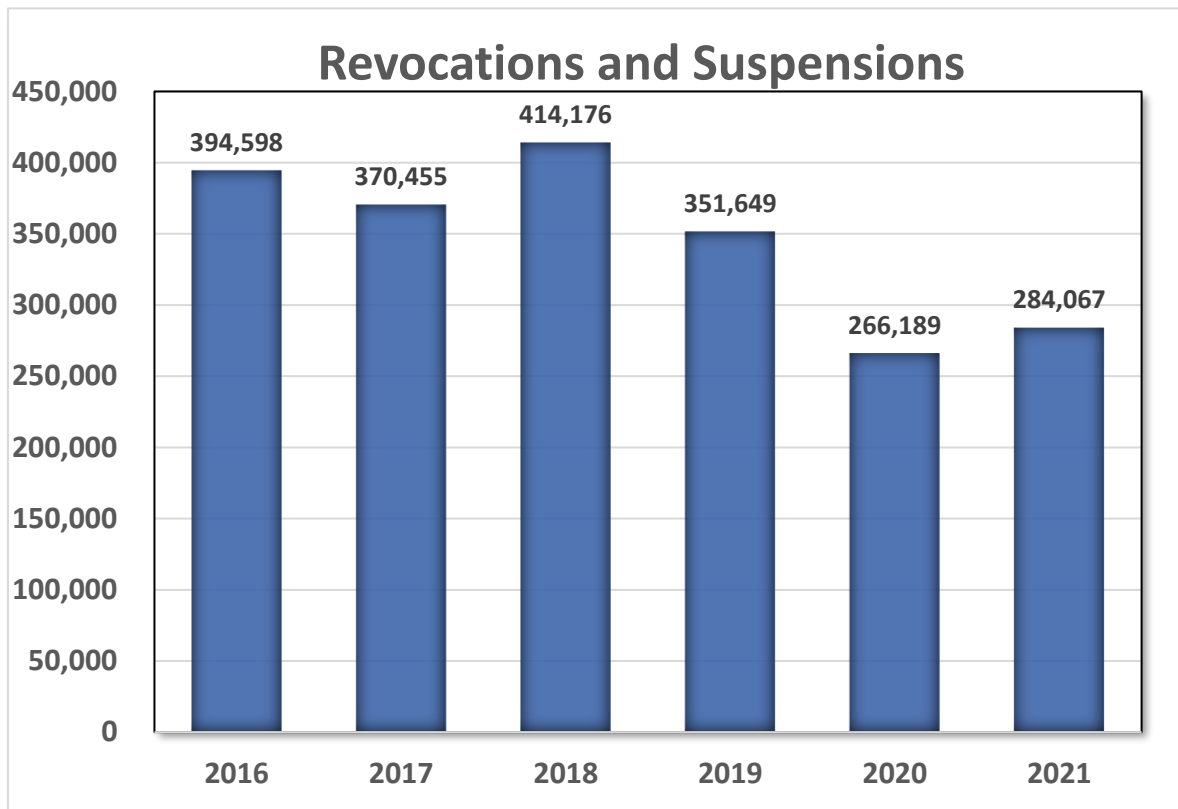
## 2022 Facts and Figures

---

### Revocations and Suspensions

Revocations and suspensions are the two most common actions taken to withdraw a driver's operating privilege. Suspension is the more lenient action and means the privilege is put on hold for a given time. Revocation means complete termination of the driving privilege.

Bureau of Driver Services  
DMV Communication Center  
Phone: (608) 264-7447  
Email: [Wisconsin DMV email service](#)



Source: Bureau of Driver Services, Citations and Withdrawals Section

## 2022 Facts and Figures

### Revocations or Suspensions by Reason of Conviction

Rank	Charge	Quantity	% of Total
1	FPF Failure to pay forfeiture	123,589	43.51%
2	DR Driver record	51,321	18.07%
3	OWI Operating under influence of intoxicant or con. sub.	24,106	8.49%
4	BAC Blood alcohol concentration	15,268	5.37%
5	NCI Noncompliance with Assessment Interview	11,610	4.09%
6	INC Insurance Cancelled	7,654	2.69%
7	FCC Failure to complete course	7,644	2.69%
8	SE Speeding excess	5,477	1.93%
9	FPJ Failure to pay forfeiture-juvenile	4,997	1.76%
10	FPS Failure to pay support	3,937	1.39%
11	NCP Noncompliance with Driver Safety Plan	3,816	1.34%
12	IC Implied consent	3,776	1.33%
13	DQF Disqualification	2,686	0.95%
14	OWS Operating while suspended	2,562	0.90%
15	LR1 Lifetime revocation 1	2,381	0.84%
16	DJN Damage judgment accruing from negligent operation	1,908	0.67%
17	PAC Prohibited Alcohol Concentration	1,871	0.66%
18	SRR Safety Responsibility suspension of registration and operating privilege	1,844	0.65%
19	SR Safety Responsibility - suspension	1,190	0.42%
20	AEO Attempt to elude officer	953	0.34%
21	HTO Habitual traffic offender	847	0.30%
22	UAL Underage alcohol	837	0.29%
23	OAR Operating after revocation	633	0.22%
24	VUF Vehicle used in commission of felony	552	0.19%
25	T Truancy	409	0.14%
26	DPI DJN default on PIAG	286	0.10%
27	SVO Serious violation-occupational license	265	0.09%
28	OII Operating while intoxicated causing injury	225	0.08%
29	JA Juvenile alcohol	166	0.06%
30	UAO Underage alcohol operation	152	0.05%
31	FSA Failure to stop after accident	143	0.05%
32	SDD SRR default on installment	86	0.03%
33	NCT Noncompliance Pay Treatment Fee	77	0.03%
34	OCS Operating while intoxicated-controlled substance	73	0.03%
35	DCI DJN default on CIAG	58	0.02%
36	INF Insurance Filed	54	0.02%
37	SRD SR default on installment	53	0.02%
38	JCS Juvenile controlled substances	49	0.02%
39	CWI Commercial operating while intoxicated	43	0.02%
40	FYR Failure to yield right of way	40	0.01%
41	S Speeding	40	0.01%

## 2022 Facts and Figures

Rank	Charge	Quantity	% of Total
42	GBH Great bodily harm	39	0.01%
43	OWL Operating without driver license	39	0.01%
44	D Drug convictions	33	0.01%
45	NHI Negligent homicide intoxicated	30	0.01%
46	NCF Noncompliance with Assessment Fee	28	0.01%
47	NH Negligent homicide	21	0.01%
48	RD Reckless driving	17	0.01%
49	OSS SR out of state	16	0.01%
50	DWS Driving on wrong side of highway	14	0.00%
51	FOS Failure to obey traffic sign or signal	14	0.00%
52	CAC Commercial administrative suspension	13	0.00%
53	LR2 Lifetime revocation 2	12	0.00%
54	RHT Repeat HTO	12	0.00%
55	SI Speeding intermediate	11	0.00%
56	CNI Compulsory insurance - no insurance	7	0.00%
57	FA Falsified application	6	0.00%
58	ICU Implied consent underage	6	0.00%
59	OSJ Out of state judgment certified by state	6	0.00%
60	FVC Failure to keep vehicle under control	5	0.00%
61	IS Imprudent speed	5	0.00%
62	CNP Compulsory insurance - no proof	4	0.00%
63	HWI Haz commercial operating while intoxicated	4	0.00%
64	IIV Intoxicant in vehicle carrying underage person	4	0.00%
65	PI Passing illegally	4	0.00%
66	BI Backing illegally	3	0.00%
67	FD Found delinquent	3	0.00%
68	FSU Failure to stop after accident-unattended vehicle	3	0.00%
69	IL No or improper lights	3	0.00%
70	CVF Commercial Vehicle used in Commission of Felony	2	0.00%
71	DLT Deviating from lane of traffic	2	0.00%
72	DS Defective speedometer	2	0.00%
73	FRA Failure to report accident	2	0.00%
74	IDT Ignition/immobilization device	2	0.00%
75	IUL Illegal use of operator's license	2	0.00%
76	ORS Operating while Registration Suspended	2	0.00%
77	CCS Commercial OWI-controlled substance	1	0.00%
78	CIC Commercial implied consent	1	0.00%
79	CII Commercial OWI causing injury	1	0.00%
80	CSE Commercial speeding excess (20 or more over)	1	0.00%
81	DSP Duty upon striking property	1	0.00%
82	FFS Failure to fasten seat belt	1	0.00%
83	HAC Haz commercial admin. suspension	1	0.00%
84	IP Improper plates	1	0.00%
85	OT Obstructing traffic	1	0.00%

## 2022 Facts and Figures

---

Rank		Charge	Quantity	% of Total
86	R	Racing	1	0.00%
87	UID	Underage ID	1	0.00%
88	UV	Unregistered vehicle	1	0.00%
89	VOR	Violation of restriction	1	0.00%
<b>Total</b>			<b>284,067</b>	

\*The total includes all revocations and suspensions for both in-state and out-of-state residents.

Source: WISDOT/DMV - Bureau of Driver Services

Report: WDRLSUM



## 2022 Facts and Figures

### Revocation and Suspension Reinstatement

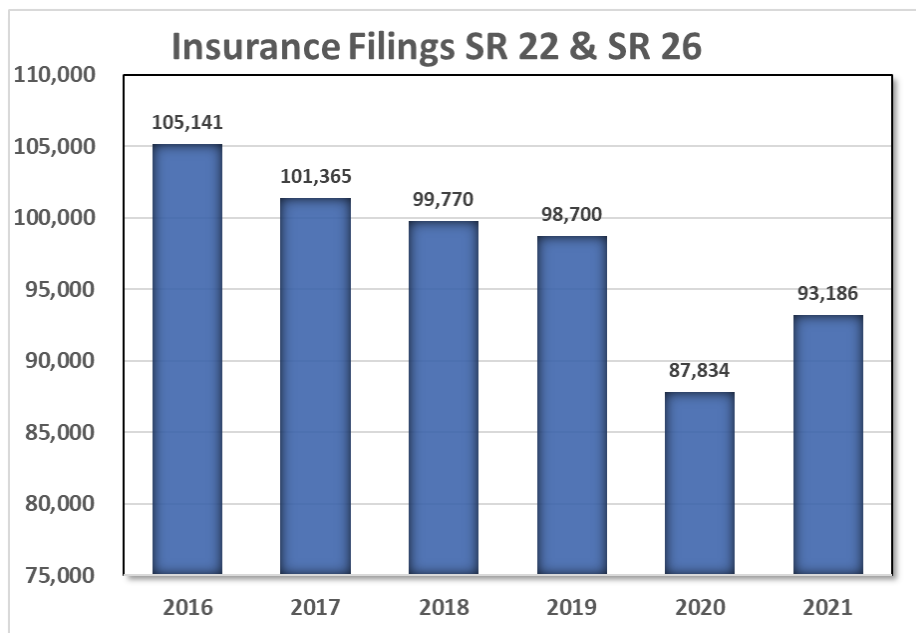
In most cases, after the period of suspension or revocation expires, and all other eligibility requirements have been met, a person may either pay the \$60 or \$200 reinstatement fee online by visiting <https://wisconsin.gov/Pages/online-srvcs/check-elig/eligibility.aspx>, mail the reinstatement fee to the DMV, or go to a DMV Customer Service Center to pay the reinstatement fee. DMV will replace the license, if necessary.

A person whose license was suspended must also pay the appropriate renewal fee if their license has expired.

A person whose license was revoked must complete an application for reinstatement and take any required tests.

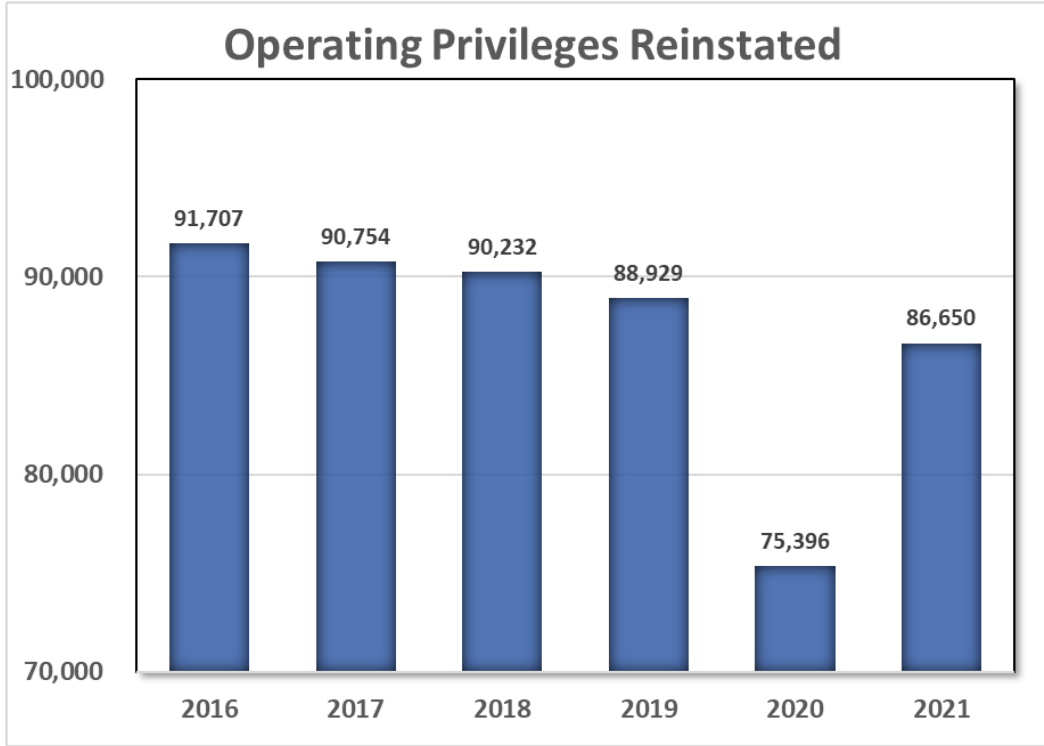
Except for a person revoked for a first offense of operating while intoxicated (OWI) and non-compliance with alcohol assessment or driver safety plan, a person whose driving privilege is revoked must file proof of financial responsibility with the division continuously for three years following the end of the withdrawal period.

Proof of financial responsibility is usually a certificate (SR-22) issued by an insurance company licensed to do business in Wisconsin. The SR-22 must certify that the person has liability insurance in the amounts of at least \$25,000 and \$50,000, for personal injury or death and \$10,000 for property damage. A person can also post a bond or make a cash deposit for these amounts with DMV. The SR-26 is the Notice of Cancellation of the SR-22.

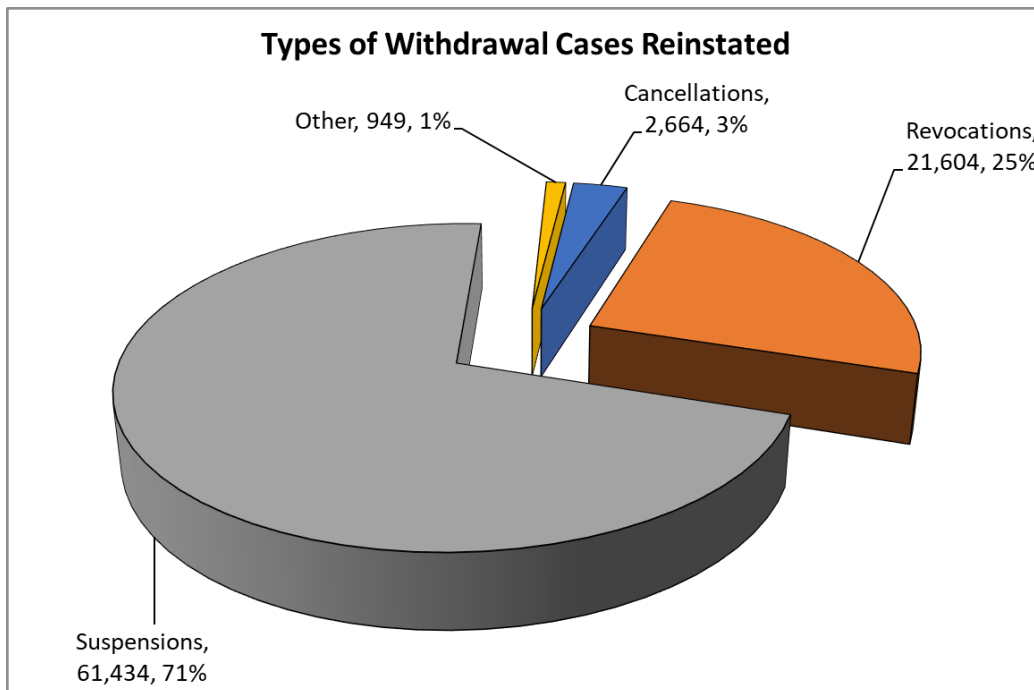


Source: Bureau of Driver Services, Weekly Workload Report

## 2022 Facts and Figures



Source: Bureau of Driver Services, Weekly Workload Report



Source: Bureau of Driver Services, Weekly Workload Report

## 2022 Facts and Figures

---

### Traffic Safety Programs

The DMV, along with the Wisconsin Technical College System (WTCS), administers traffic safety courses to assist individuals in modifying their driving behavior. The courses include:

- Traffic Safety School (TSS) course which reviews basic safe driving concepts
- Group Dynamics course designed for drivers who have been convicted of operating while intoxicated (OWI) and are assessed to demonstrate irresponsible use
- Multiple Offender Program (MOP) course for drivers who have been convicted of OWI more than once and are assessed to demonstrate irresponsible use
- Basic Rider & Experienced Rider courses (see “Motorcycle License—Class M”)

Bureau of Driver Services

Phone: (608) 266-7386

Email: [Wisconsin DMV email service](#)

## 2022 Facts and Figures

### Driving Skills Test

Anyone applying for the following licenses are required to take a driving skills test:

- an original Class D operator's license (auto and small trucks)
- an original Class A, B, or C commercial operator's license
- an original P (passenger) endorsement to operate large motor buses
- an original or renewal S (school bus) endorsement to operate any school bus
- renewal or reinstatement of a license not valid more than eight years
- a restricted juvenile license
- a special restricted license
- an original Class M (motorcycle) license (unless they complete a Basic Motorcycle Rider course)

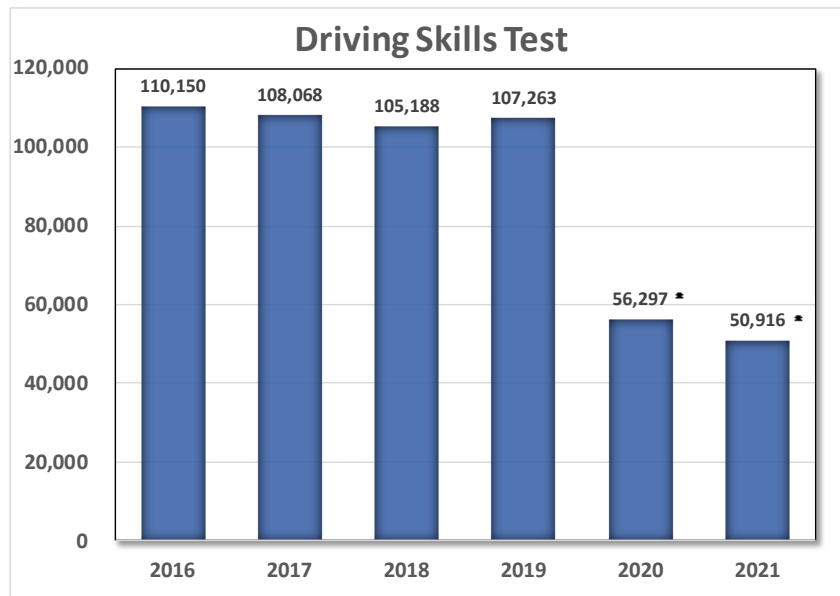
Tests may be waived for drivers with a valid out-of-state license and for drivers who have had a valid license within the last eight years. DMV may require a driving skills test whenever it has good cause to question a person's ability to operate a motor vehicle safely due to a physical or medical disability. DMV Customer Service Centers do not conduct any CDL skills tests.

Bureau of Field Services

Technical and Training Services Section

Phone: (608) 266-8686

or any local [DMV Service Center](#)



Source: Bureau of Field Services, 3089 Annual Report

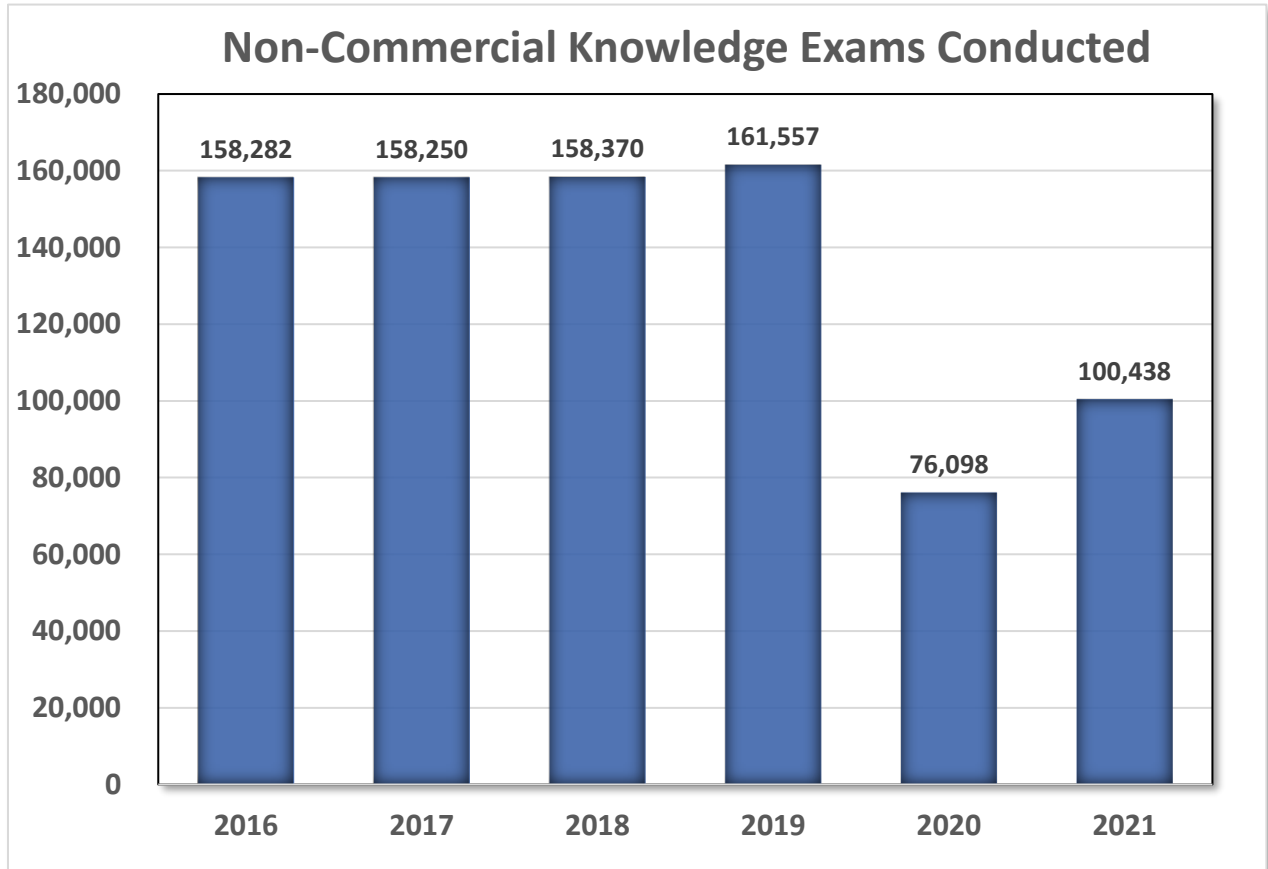
\*Beginning May 11, 2020, the DMV implemented a road test waiver pilot program allowing drivers ages 16 and 17 who have met all requirements to move directly to a probationary graduated driver license without taking the road test with parent/sponsor approval.

# 2022 Facts and Figures

---

## Driver License Knowledge Exam

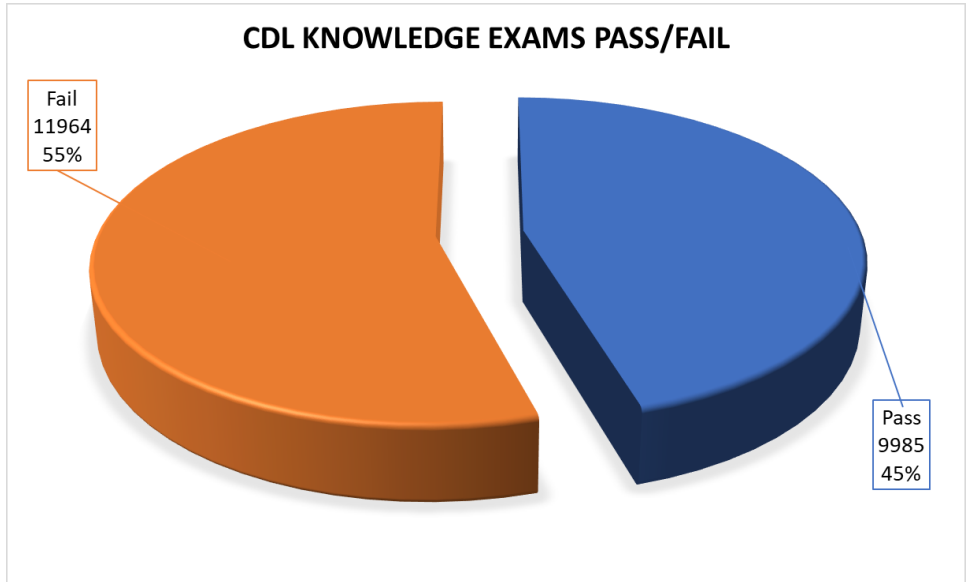
DMV uses knowledge exams to test applicants' ability to recognize highway signs, knowledge of traffic laws, and safe-driving practices.



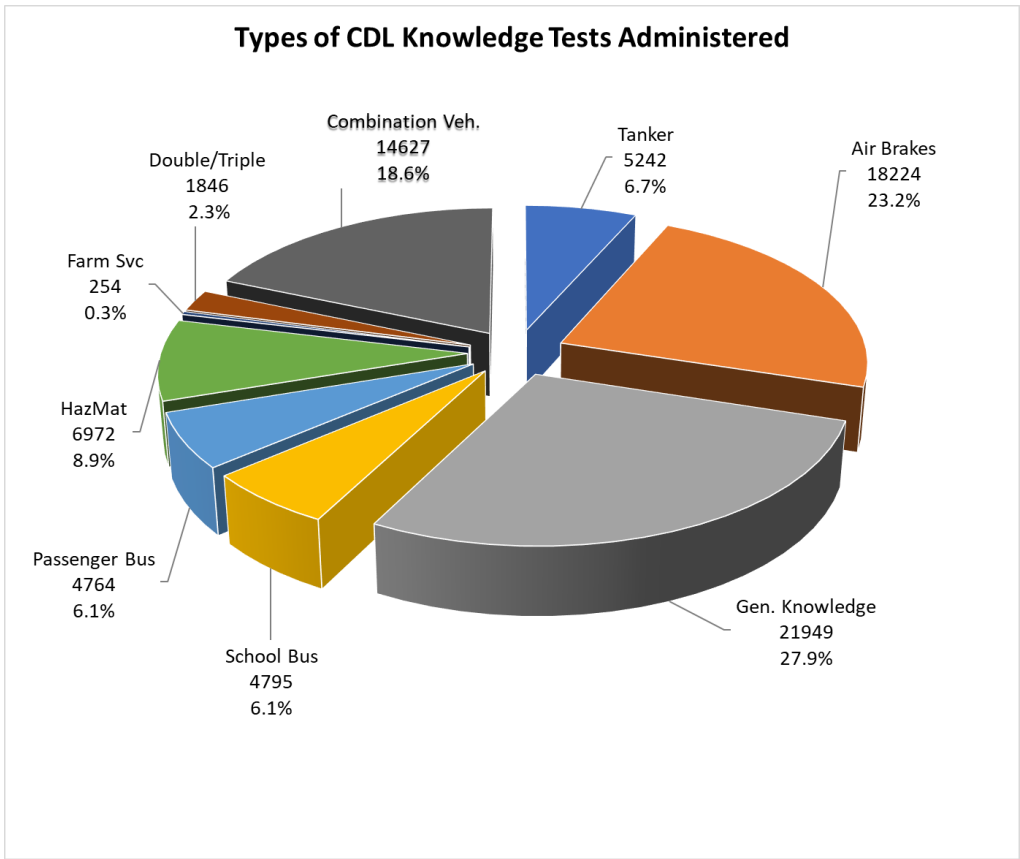
Source: Bureau of Field Services, 3089 Annual Report

# 2022 Facts and Figures

## Commercial Driver License Tests



Source: Bureau of Field Services, 3089 Annual Report



Source: Bureau of Field Services, 3089 Annual Report

## 2022 Facts and Figures

---

### Third Party Testing

As authorized by s. [343.02](#), 3<sup>rd</sup> Party CDL examiners are authorized persons, other than employees of the department, to conduct the commercial driver license skills tests required of commercial driver license applicants. Authority to administer CDL skills tests is granted only to third party testers under agreement with the department and utilizing third party examiners recognized and deemed qualified by the department.

Bureau of Driver Services

CDL Third Party Audit Program

Email: [dotdmvcdlunit@dot.wi.gov](mailto:dotdmvcdlunit@dot.wi.gov)

## 2022 Facts and Figures

---

### Administrative Rules in Calendar 2021

[Trans 154](#) – relating to: Vehicle Odometer Disclosure Requirements

### New Laws in Calendar Year 2021

[Act 64](#) – relating to: motor vehicle instruction permit and probationary license eligibility, duration, and behind-the-wheel driving requirements.

[Act 108](#) - relating to: operation of unregistered vehicles.

[Act 115](#) – relating to: traffic violations when emergency or roadside response vehicles are present

### Contacts

Rob Combs (Driver related Rules) – Phone: (608) 266-1449

Reed McGinn (Vehicle related Rules) – Phone: (608) 266-7857



## 2022 Facts and Figures

### Transportation Fund Revenue

Acct Code	Obj. Code	ITEM	FY 2018	FY 2019	FY 2020	FY 2021
4652000	7209	Counter Service Fees	3,242,667	3,070,593	2,322,777	522,287
4655000	7210	Registration Fees (1)	399,078,289	392,571,864	513,610,333	611,457,379
4668000	7228	Permit Fees - Heavy Trucks	84,688	85,591	81,955	85,628
4656000	7239	Dealers - Electronic filing fee	55,712	55,443	58,628	39,128
4656000	7249	Dealers - Surcharge fee	48,918	63,050	90,823	67,417
4656000	7211	Dealer License Fees	728,014	764,870	786,405	917,303
4670000	7235	Federal Security Verification Fee	11,377,845	11,880,662	11,823,136	12,490,115
4658000	7212	Fast Service Fees	75,626	85,599	101,889	155,546
4660000	7213	Domestic IRP	31,406,239	33,355,268	38,588,892	36,224,414
4662000	7214	Foreign IRP (2)	39,001,160	44,432,605	48,333,569	45,795,823
4668000	7220	Permit Fees	0	0	0	0
4685000	9308	Motor Carrier Filing Fee	260,050	251,950	244,850	283,050
4668000	7225	Unified Carrier Registration Fee-max floor to hold (4)	2,093,461	2,138,295	2,343,680	2,196,680
4729000	7218	Supplemental Title Fees	7,135,915	7,045,593	7,016,136	8,223,819
4665000	7215	Traffic Violation & Reg. Fees	392,305	280,690	170,653	120,584
4655000	7229	Telephone Access Fees	19,076	16,570	23,032	34,534
4670000	7230	Driver License Fees	28,507,326	28,683,758	27,220,714	28,184,404
4675000	7008	Occupational License Fees	670,288	649,200	533,397	492,042
4655000	7231	Handicapped Cards	265,941	281,994	250,506	199,233
4670000	7232	Financial Reinstatement	0	0	0	0
4655000	9065	Registration Reinstatement Fee	164,663	162,520	170,873	185,445
5080000	9309	Driver Abstract Fees	17,140,914	16,241,657	14,413,758	16,255,710
5080000	9310	Registration Abstract Fees	226,943	266,946	298,816	383,558
5000000	9400	Sales to Others	4,977	2,300	2,901	0
4690000	9690	Oversize/Overweight Fees	6,691,064	6,849,053	6,919,302	6,941,224
5240000	9060	Salvage Vehicle Inspection Fee	379,747	414,092	313,571	324,454
<b>Total</b>			<b>549,051,827</b>	<b>549,650,163</b>	<b>675,720,595</b>	<b>771,579,776</b>

(1) Registration Fees include registration, hybrid, electric, title, lien, and late fees

(2) IRP Foreign Fees are overstated by \$38,550,348 because of a transfer of funds from the IRP clearing account

The Bonding Program was expanded in October 2003 to include additional revenue sources. The following amounts were retained by the Trustee for the Bonding Program

(3) Revenues reported are excluding any refunds issued

(4) Over cap because JAN2020 fee booked in FY21.

## 2022 Facts and Figures

---

### Motor Carriers

#### Heavy Vehicle Use Tax (HVUT)

Heavy Vehicle Use Tax (HVUT) is an annual tax assessed by the Federal Internal Revenue Service (IRS) on vehicles operating on public highways at a gross weight of 55,000 lbs. and greater.

Although the tax has been in effect since 1954, the federal government held the states responsible for enforcement beginning in October 1985. The federal government distributes revenues back to states for highway construction and maintenance.

#### Bureau of Vehicle Services

Interstate – Phone: (608) 266-9900

Intrastate – Phone: (608) 264-7447

## 2022 Facts and Figures

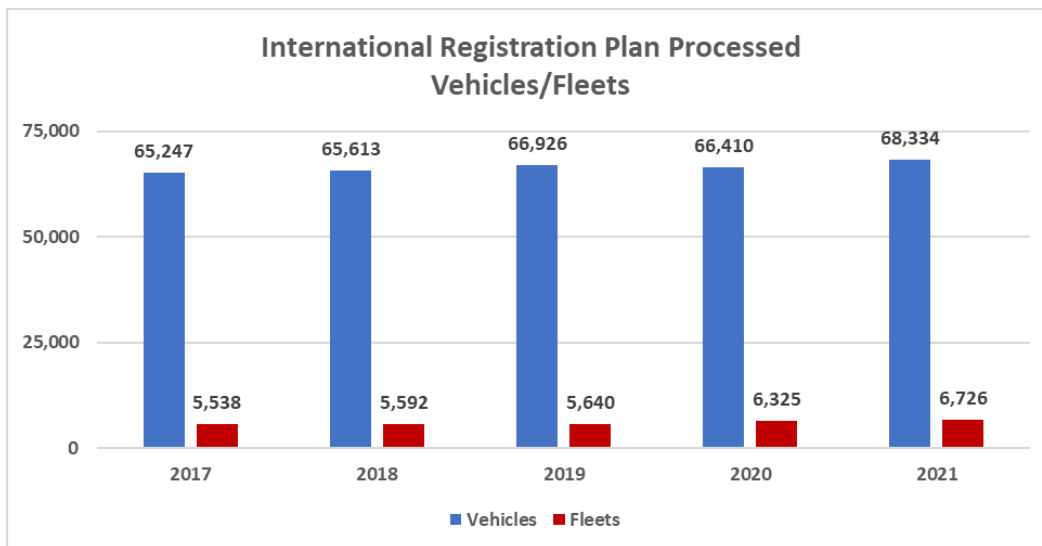
---

### International Registration Plan (IRP)

The International Registration Plan (IRP) is a vehicle registration system which registers interstate motor carrier vehicles for all participating jurisdictions in by filing one application with their 'base' or home state. Registration fees are calculated on the percentage of miles a carrier travels in each jurisdiction. The base jurisdiction collects the fees for all jurisdictions where the carrier operates and forwards the fees to those jurisdictions. The carrier is issued one license plate and cab card for each vehicle. The cab card lists all jurisdictions and the registered weight. IRP registration is valid for both interstate and intrastate operations.

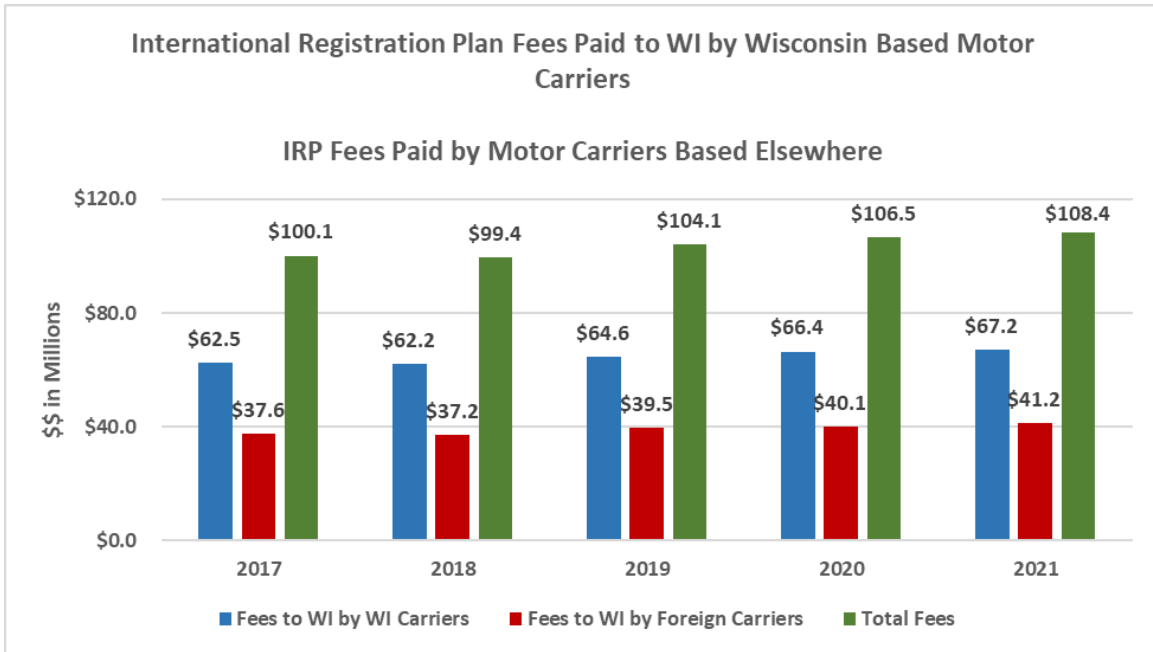
Bureau of Vehicle Services  
Motor Carrier Services Section  
Motor Carrier Registration Unit  
Hotline: (608) 266-9900  
Email: [irp-ifta@dot.wi.gov](mailto:irp-ifta@dot.wi.gov)

Dustin Sweeney, Section Chief  
Phone: (608) 261-8206  
Email: [dustin.sweeney@dot.wi.gov](mailto:dustin.sweeney@dot.wi.gov)



Source: WISCRS database

## 2022 Facts and Figures



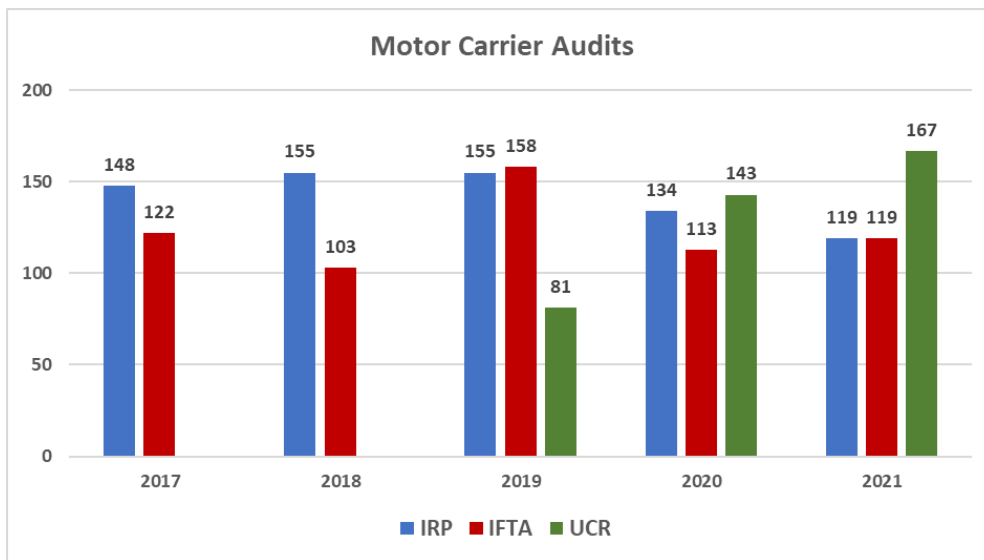
Source: WISCRS Database

# 2022 Facts and Figures

## Motor Carrier Audit

Wisconsin based motor carriers licensing their vehicles under the International Registration Plan (IRP), International Fuel Tax Agreement (IFTA) and Unified Carrier Registration (UCR).

Bureau of Vehicle Services  
Motor Carrier Services Section  
Fuel Tax and Registration Audit Unit  
Justin Litscher, Supervisor  
Phone: (608) 264-7239  
Email: [justinelitscher@dot.wi.gov](mailto:justinelitscher@dot.wi.gov)



Source: Work Unit Statistics

*NOTE: No UCR Audits were performed before 2019 as it was a new requirement, and we did not have the authority to perform them until 2019.*

# 2022 Facts and Figures

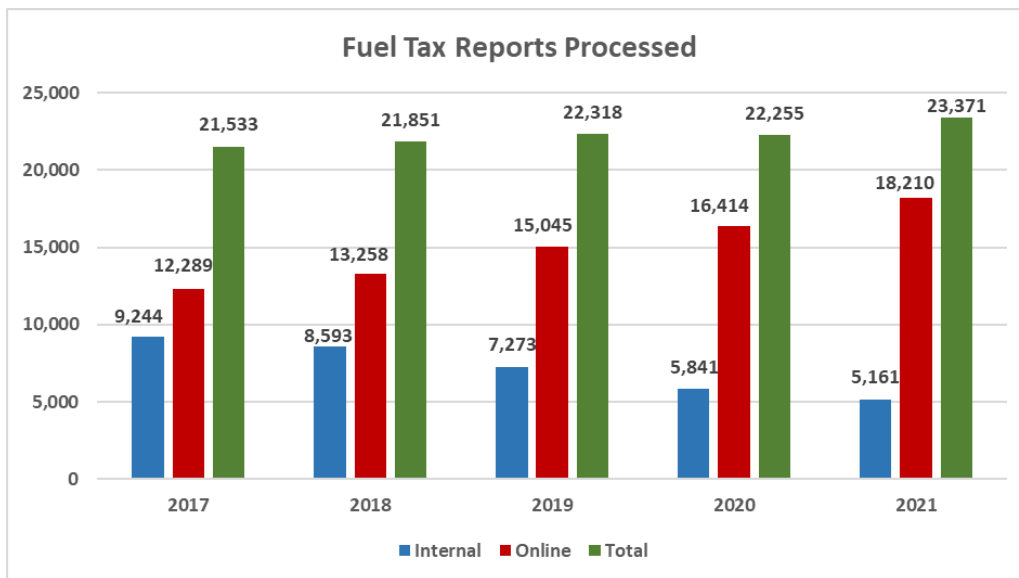
---

## Motor Carrier Fuel Tax

Fuel tax is collected at the pump (retail sales), through payments made to the Wisconsin Department of Revenue as bulk fuel is used, or when the motor carrier files quarterly fuel tax reports with the Department of Transportation.

Bureau of Vehicle Services  
Motor Carrier Services Section  
Motor Carrier Registration Unit  
Hotline: (608) 266-9900  
Email: [irp-ifta@dot.wi.gov](mailto:irp-ifta@dot.wi.gov)

Arnold Kriebs, Supervisor  
Email: [arnold.kriebs@dot.wi.gov](mailto:arnold.kriebs@dot.wi.gov)



Source: WISCRS Database

# 2022 Facts and Figures

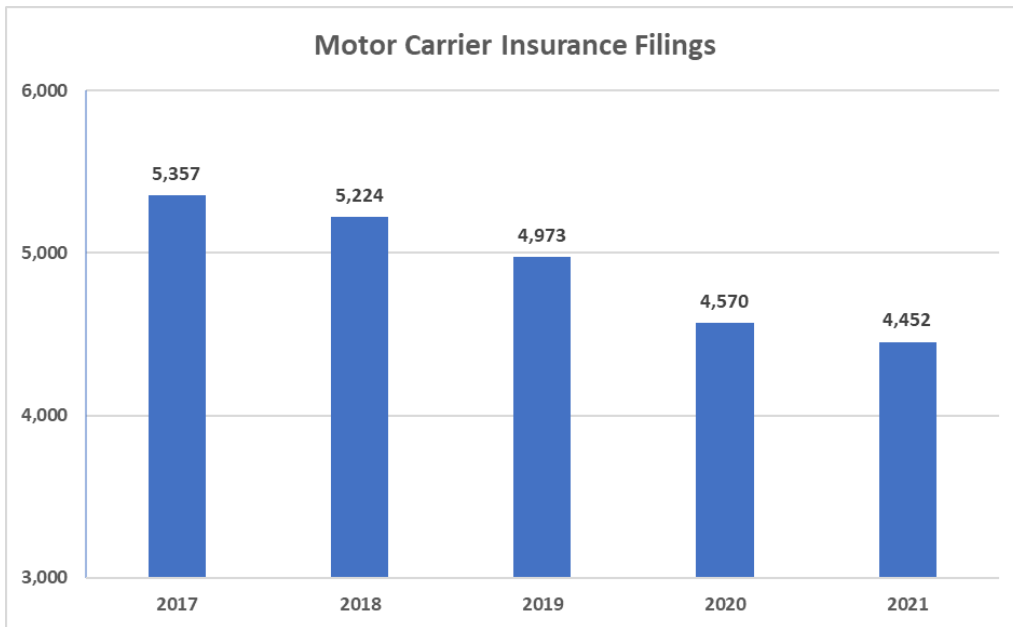
---

## Motor Carrier Insurance

All intrastate carriers of passengers or property for-hire rental companies, owners of all buses, human service vehicles, driver education vehicles, and dealer demo vehicles (demonstrated with a load) are required to file proof of insurance before operating in Wisconsin.

Bureau of Vehicle Services  
Motor Carrier Services Section  
Motor Carrier Registration Unit  
Hotline: (608) 266-9900  
Email: [irp-ifta@dot.wi.gov](mailto:irp-ifta@dot.wi.gov)

Arnold Kriebs, Supervisor  
Email: [arnold.kriebs@dot.wi.gov](mailto:arnold.kriebs@dot.wi.gov)



Source: CATS Database

# 2022 Facts and Figures

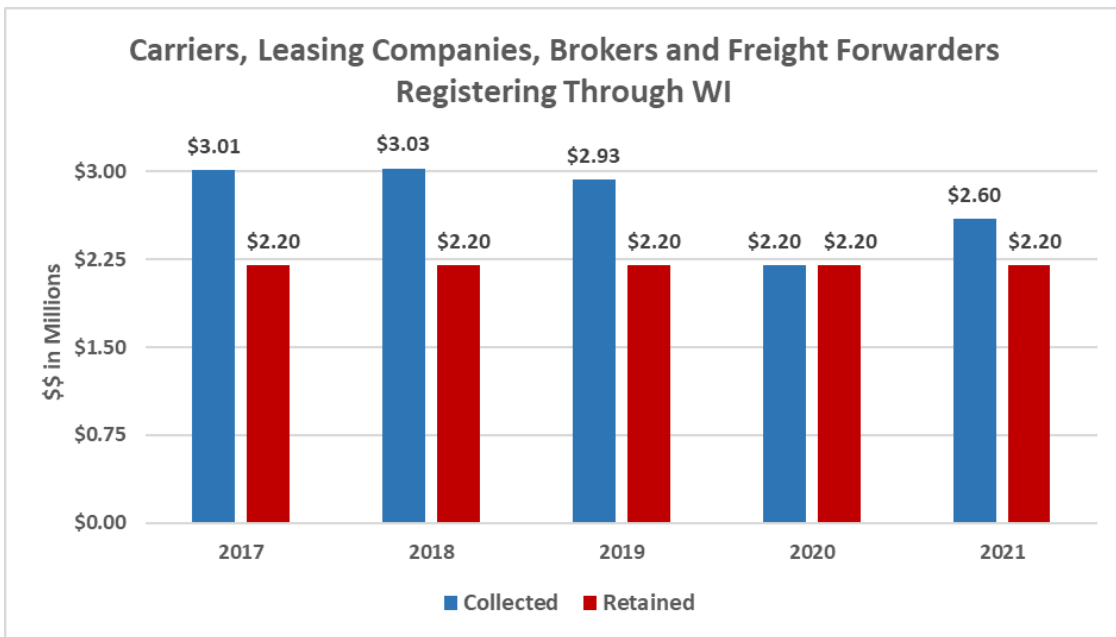
## Motor Carrier Unified Carrier Registration

The Unified Carrier Registration (UCR) collects fee to be used to be for motor carrier safety and enforcement program. The UCR applies to more business operations. Fees are lower and vary by the number of vehicles operated intrastate by the covered businesses.

## Motor Carrier Insurance

Bureau of Vehicle Services  
Motor Carrier Services Section  
Motor Carrier Registration Unit  
Hotline: (608) 266-9900  
Email: [irp-ifta@dot.wi.gov](mailto:irp-ifta@dot.wi.gov)

Arnold Kriebs, Supervisor  
Phone: (608) 471-5611  
Email: [arnold.kriebs@dot.wi.gov](mailto:arnold.kriebs@dot.wi.gov)



Source: Bureau of Vehicles Services, Motor Carrier Services Section

**Note:** UCR fees collected continue to accrue for 2 years after registration year. Numbers subject to change. Fees collected reflect amount collected up to report generation.



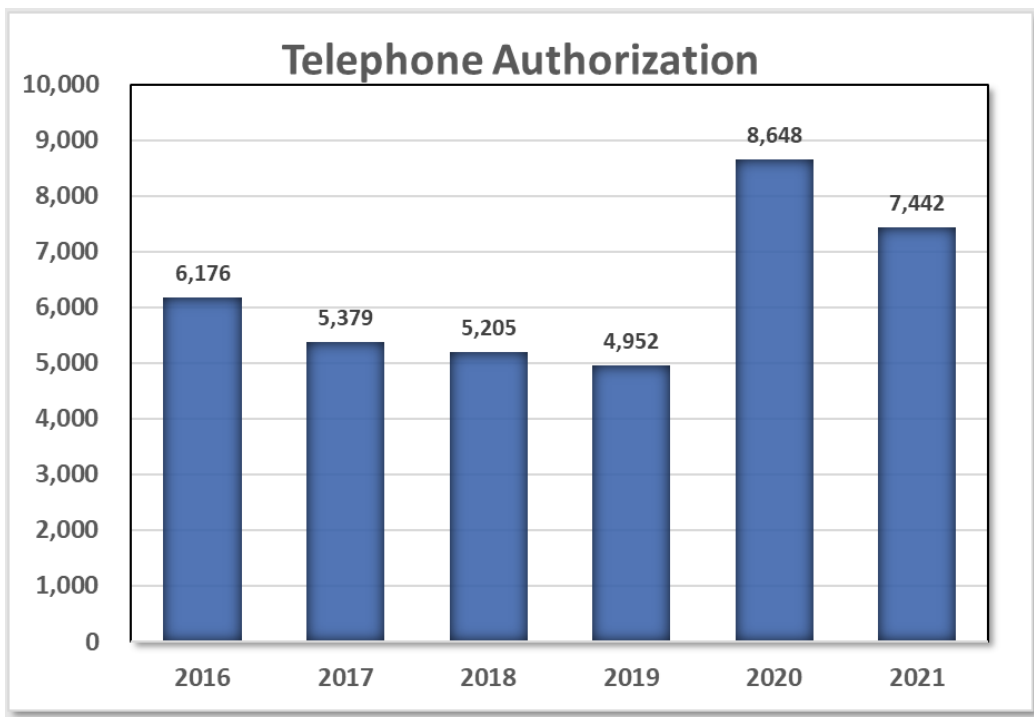
## 2022 Facts and Figures

---

### Telephone Authorization

Telephone Authorization (TA) is a call-in procedure that allows registrants to operate on Wisconsin highways without displaying evidence of registration. The program meets a registrant's immediate need to place an unregistered or newly acquired vehicle into service in an emergency.

Bureau of Vehicle Services  
Title and Registration Processing Section  
Vehicle Registration and Titling Unit  
Phone: (608) 267-5103



Source: Business Objects Report - TA Authorization Processor Activity (RPT49\_TA)

Represents the number of vehicles with Telephone authorization calls; a vehicle may receive several Telephone authorizations in a year.

## 2022 Facts and Figures

---

### Vehicles

#### Certificate of Title

A Certificate of Title is evidence of vehicle ownership.

DMV Communications Center

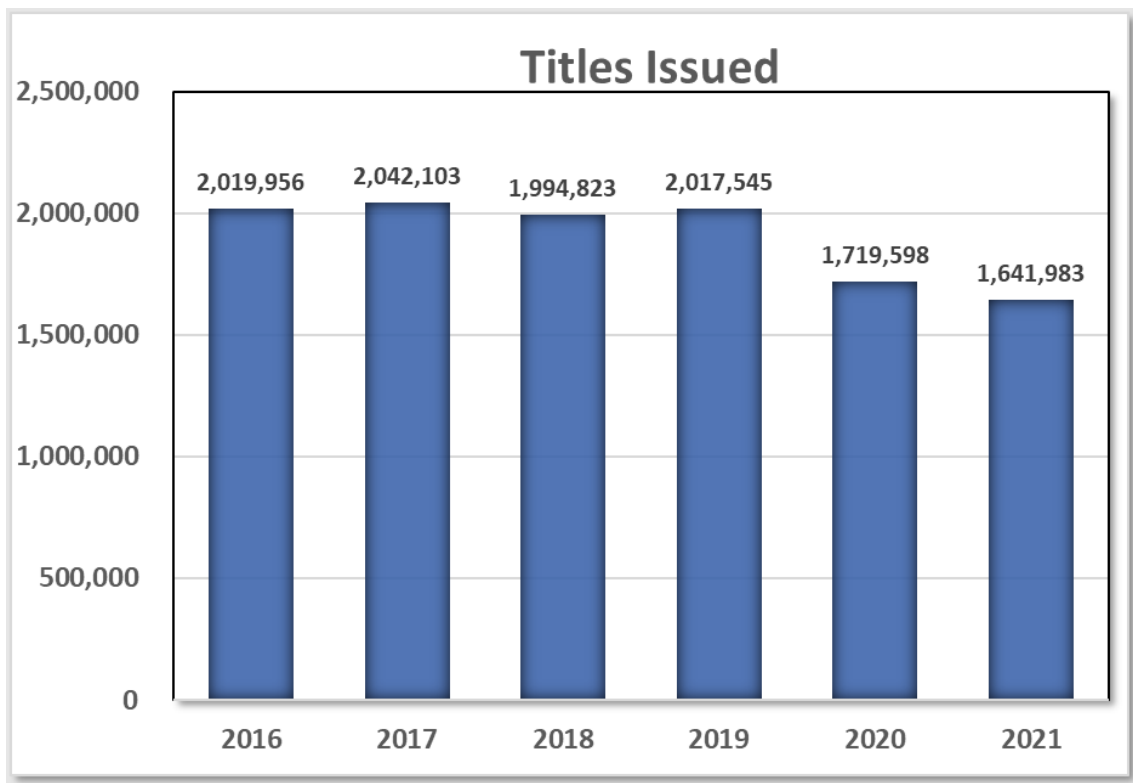
Phone: (608) 264-7447

Email: [Wisconsin DMV email service](#)

Wisconsin Dept of Transportation

P.O. Box 7949

Madison, WI 53707-7949



Source: BVS Title Statistics by Month (From T&R Report)

## 2022 Facts and Figures

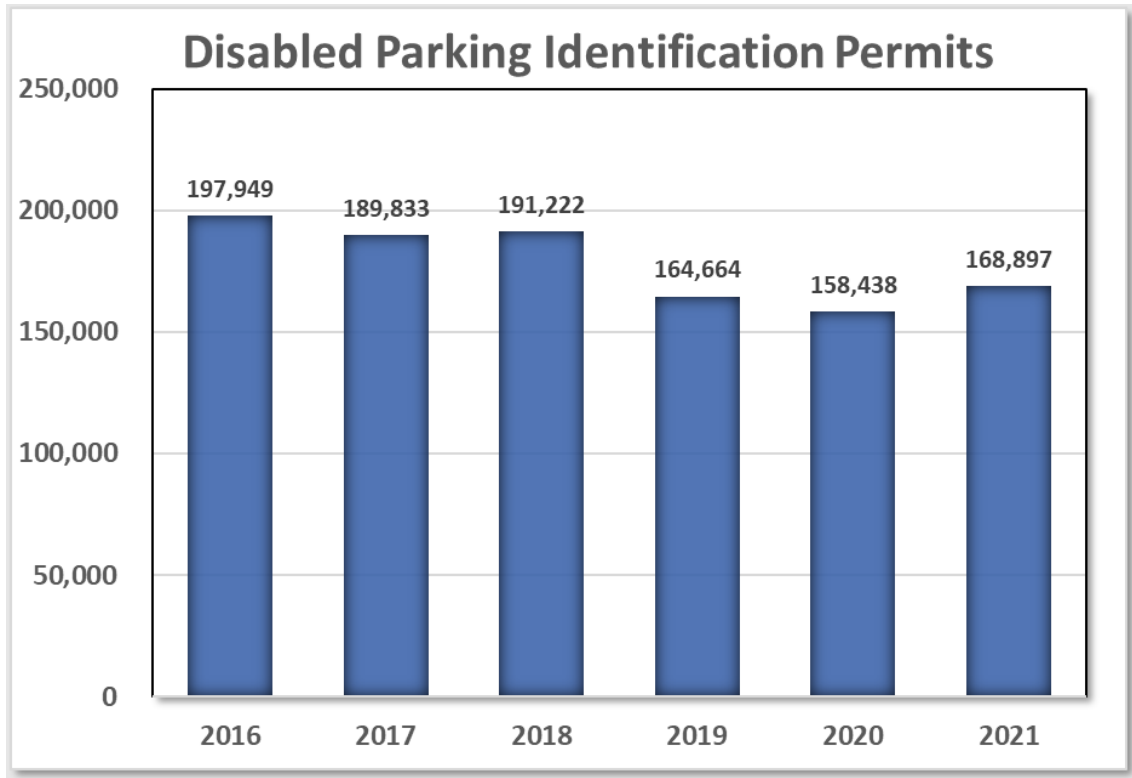
---

### Disabled Parking Identification Card

DMV issues Disabled Parking Identification Permits (DIS IDs) to any person certified by an authorized health care specialist as having a disability.

Bureau of Vehicle Services  
Special Plates Unit  
Phone: (608) 264-7169  
Email: [special-plates.dmv@dot.wi.gov](mailto:special-plates.dmv@dot.wi.gov)

Note: DIS ID permits are available for individuals at all DMV Service Centers. A comprehensive list of those issuing DIS ID permits may be obtained online at <https://wisconsin.gov/Pages/dmv/vehicles/dsblid-prkg/discards.aspx> or by calling (608) 264-7169.



Source: Analysis of disabled ID permits issued (Business Objects Report 51)

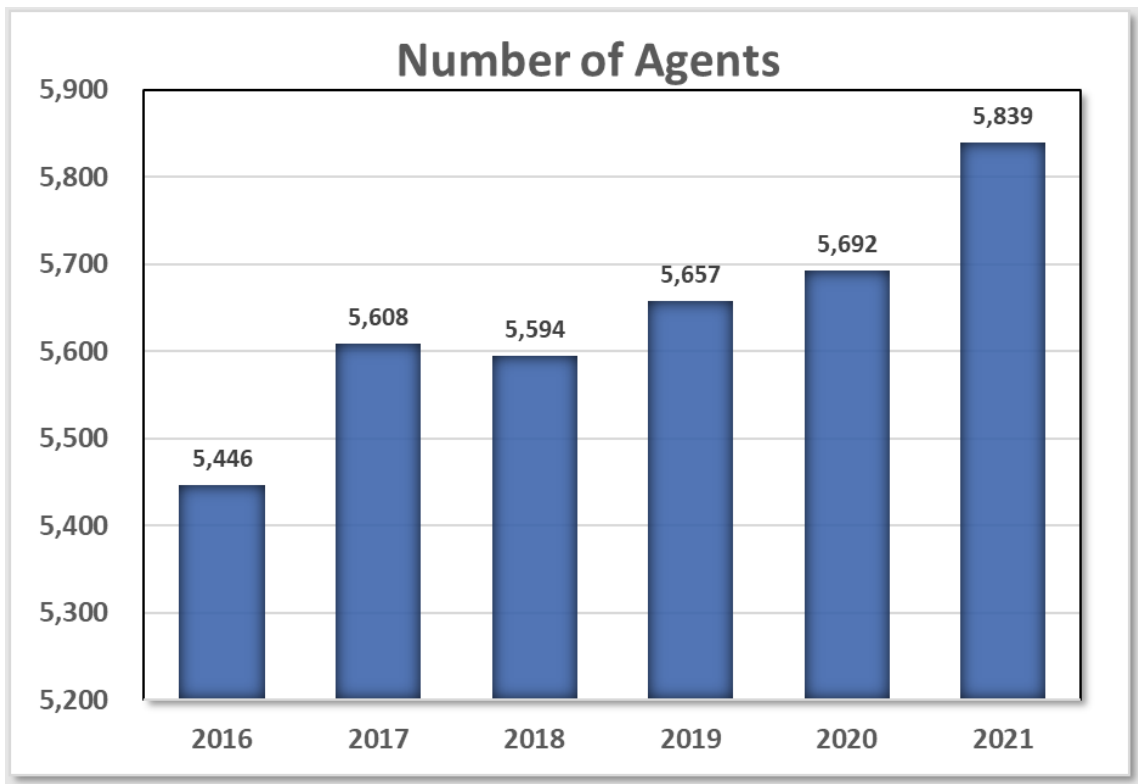
## 2022 Facts and Figures

---

### Electronic Title and Registration

The Electronic Title and Registration program allows dealers, financial institutions, fleets, and other approved businesses as DMV agents to complete title and registration transactions for themselves or their customers electronically. The funds for the registration and title are also submitted electronically. The electronic data updates the DMV database directly and eliminates the need for DMV to re-key the application. The paper applications and source documents can either be uploaded electronically or continue to be submitted to DMV separately for audit and imaging purposes.

Bureau of Vehicle Services  
Dealer and Agent Section  
Email: [emvpartner@dot.wi.gov](mailto:emvpartner@dot.wi.gov)



Source: Dealer and Agent Section

## 2022 Facts and Figures

---

### Heavy Vehicle Registration & Titling

Heavy vehicle registration and titling is the titling and registration of non-autos: trucks (10,000 lbs. and over), tractors, buses, motor homes and trailers, except for those vehicles apportioned under the International Registration Plan (IRP).

DMV Communication Center

Email: [Wisconsin DMV email service](#)

Phone: (608) 266-7447

### Involuntary Transfer

An involuntary transfer of a motor vehicle is a transfer of ownership due to legal action or something other than a voluntary transfer.

DMV Communication Center

Email: [Wisconsin DMV email service](#)

Phone: (608) 266-7447

## 2022 Facts and Figures

### License Plates Issued

Plate Type	2016	2017	2018	2019	2020
4H Foundation	NA	NA	36	77	44
Amateur Radio	138	123	120	120	108
Antique	85	117	119	103	83
Apportioned Power	16,071	14,053	14,987	15,467	14,704
Auto	569,490	586,041	581,705	585,433	609,407
Autocycle	NA	NA	NA	NA	667
Boy Scouts	NA	176	97	93	94
Bus	925	1,045	1,560	1,521	1,328
Celebrate Children	125	117	125	57	67
Children's Hospital of Wisconsin	NA	NA	282	186	178
Choose Life	NA	256	839	435	530
Civilian Group*	50	59	58	75	75
Collector	11,299	11,594	13,109	13,715	12,030
Collector Special	178	164	191	170	290
Cure Childhood Cancer	NA	227	157	129	195
Dealer	5,186	6,882	10,463	8,582	8,370
Dealer Annual and Transporter***	6,130	10,631	7,978	7,762	7,539
Disabled	6,179	6,382	6,214	6,489	4,677
Disabled Veteran	367	451	493	513	444
Donate Life	125	115	132	163	182
Ducks Unlimited	108	127	125	107	314
Duplicate Plates	2,802	2,943	3,163	4,033	4,497
ELK	NA	170	144	79	178
EMT (red design)	187	167	206	170	212
Endangered Resources (Badger/Eagle design)	1,615	1,418	1,130	1,100	1,317
Endangered Resources (Wolf design)	346	422	469	486	823
Ex-POW	1	6	0	2	1
Farm Trailer	1,981	2,118	1,924	1,904	2,140
Farm Truck	5,019	5,030	5,141	4,995	6,578
Firefighter (red design)	642	690	691	679	576
Firefighter (white design)	465	473	337	299	260
Gold Star Family	32	31	37	37	37
Green Bay Packers	1,466	1,523	1,311	1,212	1,862
Harley-Davidson share the road	687	719	672	648	954
Heavy Farm Truck	837	899	824	794	789
Heavy Trailer	22,199	24,671	25,069	25,709	26,728
Heavy Truck	22,617	24,874	25,408	26,281	29,286
Historic Military Vehicle	68	82	65	46	58
Hobbyist	1,262	1,355	1,588	1,932	1,901
Human Service Vehicle	107	72	120	98	92
In God We Trust	687	680	680	726	1,852
Junior Golf	57	67	62	62	164

## 2022 Facts and Figures

Plate Type	2016	2017	2018	2019	2020
Keeping the Lights On	NA	NA	NA	NA	51
Law Enforcement Memorial	450	452	420	327	360
Light Trailer	556	1,322	765	812	732
Light Truck	148,645	152,984	153,531	158,172	198,962
Lions Foundation	13	20	11	20	34
Low Speed Vehicle	42	44	50	71	69
Marquette University	149	182	171	153	202
Medical College of Wisconsin	NA	NA	NA	77	39
Military Group	2,181	2,533	2,535	2,588	2,424
Milwaukee Brewers (Ball & Glove Logo)	474	537	697	859	1,196
Milwaukee Brewers ('M' Logo)	465	468	671	747	655
Milwaukee Bucks	196	581	505	771	1,107
Moped	4,047	3,807	3,451	2,971	3,501
Motor Home	4,256	4,379	4,215	4,019	5,289
Motorcycle	39,588	35,411	37,915	33,685	38,323
Municipal	2,856	3,116	2,929	2,986	2,937
Municipal Cycle	8	2	4	8	16
Musky Clubs Alliance	NA	NA	189	232	185
National Guard	22	21	15	13	23
Nurses	NA	428	316	219	317
Official	579	619	716	678	775
Operating Engineers Local 139	NA	NA	NA	NA	26
RV Trailer	16,333	16,945	16,849	16,918	20,439
Semi-Trailer	19,257	17,630	19,770	18,545	17,129
Special "X"	143	96	100	119	88
Special Recognition Group**	32	36	36	35	22
State Owned	401	151	217	226	255
Tractor	2,364	2,576	2,475	2,475	3,136
Trout	125	80	101	62	159
University Group	869	994	990	860	1,043
Veteran's Motorcycle	292	158	290	184	257
Whitetail Unlimited	NA	267	317	252	568
Wisconsin Salutes Veterans	192	210	225	270	684
Wisconsin Women's Health Foundation	25	38	29	34	54
<b>Total Metal Plates</b>	<b>923,955</b>	<b>952,934</b>	<b>957,470</b>	<b>961,877</b>	<b>1,042,688</b>
<b>Temporary Plates</b>	<b>182,917</b>	<b>223,475</b>	<b>256,317</b>	<b>270,849</b>	<b>195,854</b>
<b>Total All Plates</b>	<b>1,106,872</b>	<b>1,176,409</b>	<b>1,213,787</b>	<b>1,232,726</b>	<b>1,238,542</b>

\* Civilian Group includes: EMT (white design), Civil Air Patrol and Rescue squad member

\*\*Special Recognition Group includes: Freemasons and Lao Veterans

\*\*\*Only Transporter plates were counted until 2018

Source: File analysis Report 62 and License Plate Issuance Unit's System Issuance Report. Includes license plates issued for first time registrations, base plate renewals, duplicates and replacements for calendar years 2017 through 2021.

# 2022 Facts and Figures

---

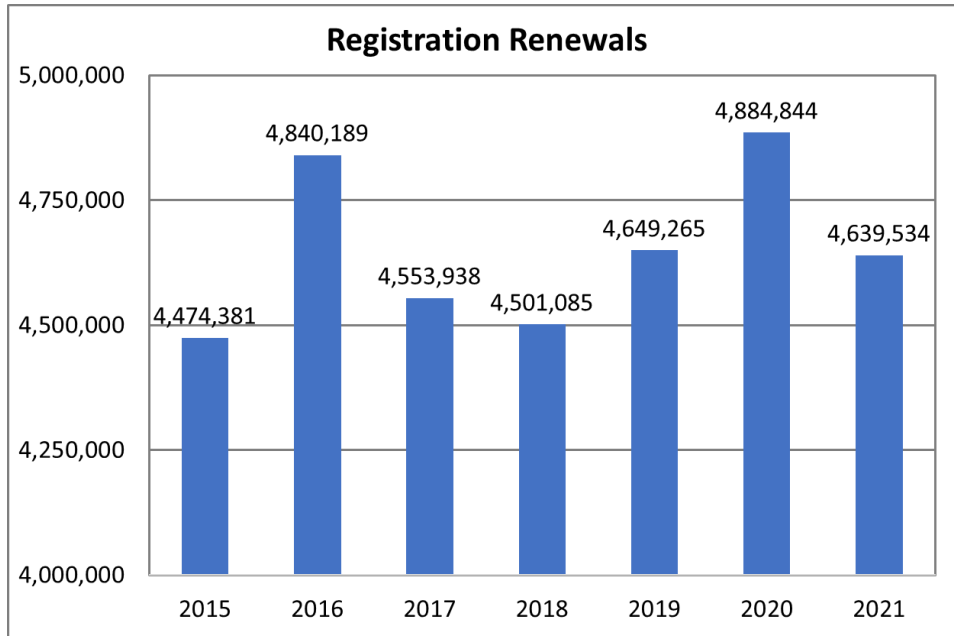
## License Plates & Renewal Stickers

License plates are evidence that registration fees have been paid and are a means of identifying a vehicle and tracing ownership.

DMV Communication Center

Email: [Wisconsin DMV email service](#)

Phone: (608) 267-7447



Source: BVS Title Renewal (Monthly T&R) Report



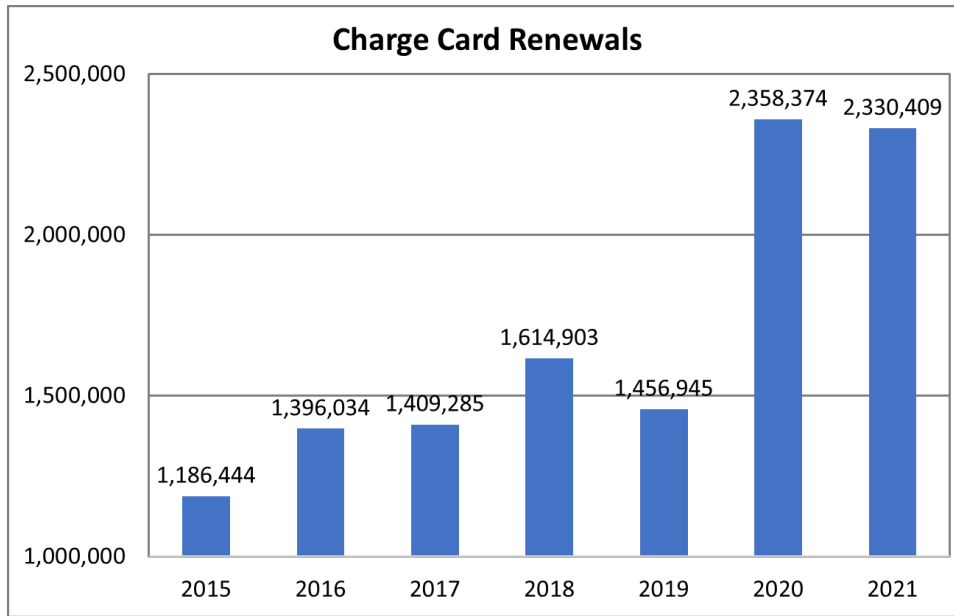
# 2022 Facts and Figures

---

## Online Registration Renewal

Online registration renewal is an option available in addition to the traditional mail-in and walk-in methods. Online renewals are available for many license plate types.

DMV Communications Center  
Phone: (608) 264-7447  
Email: [vehiclequestions@dot.wi.gov](mailto:vehiclequestions@dot.wi.gov)



Source: BVS Title Renewal (Monthly T&R) Report

# 2022 Facts and Figures

---

## Personalized License Plate

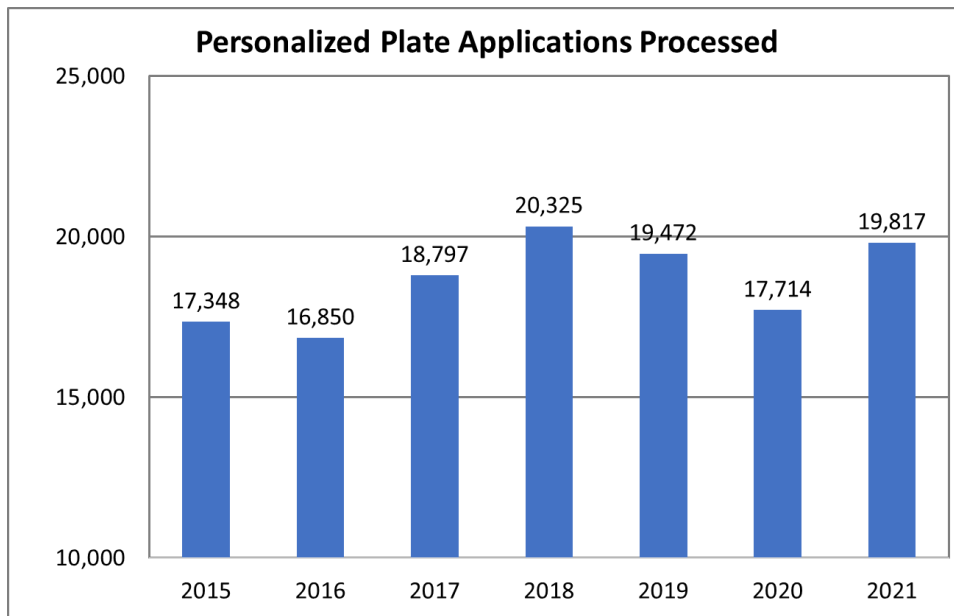
A license plate consisting of requested numbers or letters or both, not exceeding 7 positions and not less than 1 position on regular registration plates, In God We Trust and Wisconsin National Guard, and not exceeding 6 positions and not less than 1 position on special group plates. Disabled and Disabled Veteran plates may also be personalized.

Bureau of Vehicle Services

Special Plates Unit

Phone: (608) 266-3041

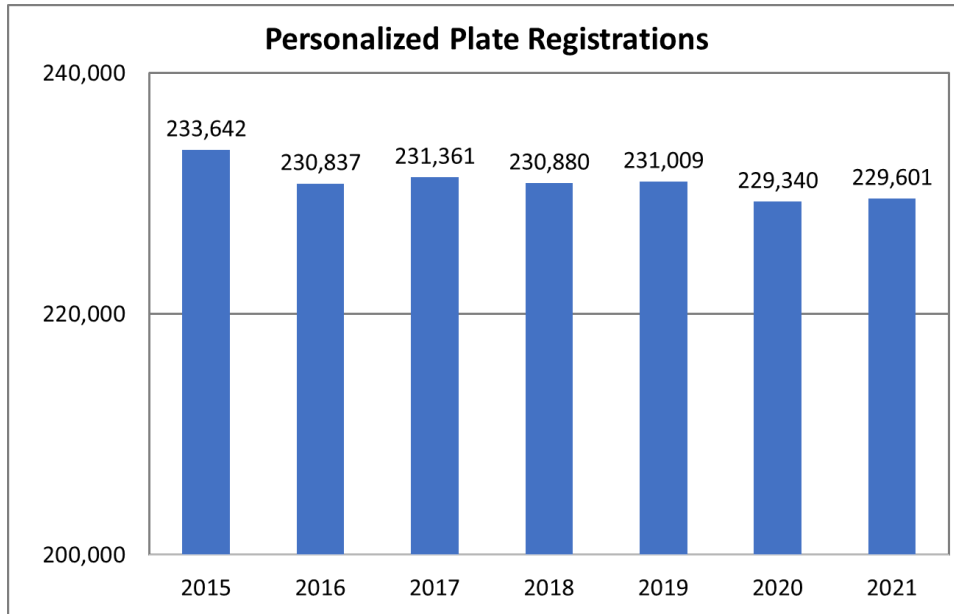
Email: [special-plates.dmv@dot.wi.gov](mailto:special-plates.dmv@dot.wi.gov)



Source: Weekly Work Report 62

## 2022 Facts and Figures

---



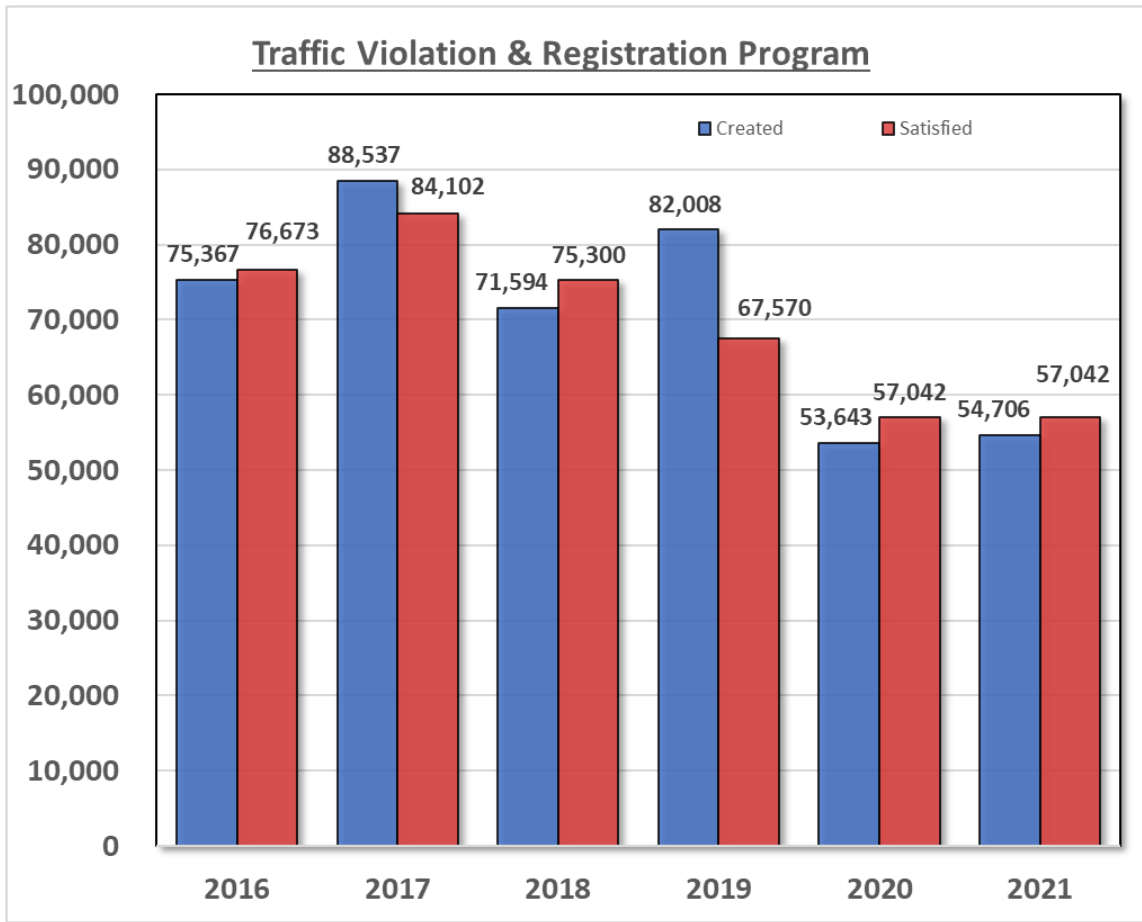
Source: File Analysis Report 29 REG PLT

# 2022 Facts and Figures

## Traffic Violation & Registration Program (TV&RP)

The Traffic Violation and Registration Program (TV&RP) was created by state law in 1981. Under this program, DMV imposes sanctions for unpaid tickets resulting from unpaid non-moving traffic violations (unpaid parking citations) and/or unpaid towing/storage charges.

Bureau of Vehicle Services  
Vehicle Registration and Titling Unit  
Phone: (608) 267-9791



Source: TV & RP Unit Work Statistics

## 2022 Facts and Figures

---

### Vehicle Emission Inspection Program (I/M)

The federal Clean Air Act spells out air quality standards that all areas of the United States must meet. Motor vehicles are one of the major sources of air pollutants in metropolitan areas. Vehicle exhaust emissions include nitrogen oxide, carbon monoxide, and hydrocarbons. Vehicle testing assures that in-use vehicle emissions are within specified standards.

I/M Customer Service Representatives at  
(866) OBD-TEST ((866) 623-8378)  
Internet: [www.wisconsinvip.org](http://www.wisconsinvip.org)

## 2022 Facts and Figures

---

### Plate/Registration/Vehicle Type Abbreviations

#### Abbreviations for License Plate Types

<b>Code</b>	<b>Description</b>	<b>Code</b>	<b>Description</b>
<b>4HF</b>	Wisconsin 4H Foundation	<b>GST</b>	Gold Star Family
<b>ACY</b>	Autocycle	<b>HAR</b>	Harley-Davidson share the road
<b>AMA</b>	Amateur Radio	<b>HCN</b>	Ho-Chunk Nation
<b>AMC</b>	Antique Motorcycle	<b>HEG</b>	Higher Education (UW)
<b>ANT</b>	Antique	<b>HEM</b>	Higher Education (UW-Madison)
<b>APO</b>	Apportioned – Power Unit	<b>HFM</b>	Farm Truck – Heavy
<b>AUT</b>	Automobile	<b>HMC</b>	Hobbyist Motorcycle
<b>BRV</b>	Bad River Band Tribe	<b>HMM</b>	Historic Military Vehicle (motorcycle)
<b>BSA</b>	Scouting Alumni	<b>HMV</b>	Historic Military Vehicle
<b>BUS</b>	Bus	<b>HOB</b>	Hobbyist
<b>CCC</b>	Cure Childhood Cancer	<b>HSV</b>	Human Service Vehicle
<b>CHW</b>	Children’s Hospital of Wisconsin	<b>HTK</b>	Heavy Truck
<b>CLS</b>	Collector Special	<b>IGT</b>	In God We Trust
<b>CLW</b>	Choose Life Wisconsin	<b>KID</b>	Celebrate Children
<b>CMC</b>	Collector Motorcycle	<b>LCF</b>	Lions Foundation
<b>COL</b>	Collector Vehicle	<b>LCO</b>	Lac Courte Oreilles Tribe
<b>CVG</b>	Civilian Group (Civil Air Patrol, EMT)	<b>LDF</b>	Lac du Flambeau Tribe
<b>CYC</b>	Motorcycle	<b>LEM</b>	Law Enforcement Memorial
<b>DIS</b>	Disabled Parking	<b>LIF</b>	Donate Life
<b>DMC</b>	Disabled Motorcycle	<b>LSV</b>	Low Speed Vehicle
<b>DUK</b>	Ducks Unlimited	<b>LTK</b>	Light Truck
<b>DVC</b>	Driver Education Motorcycle	<b>LTL</b>	Light Trailer
<b>ELK</b>	Rocky Mountain Elk Foundation	<b>MBK</b>	Milwaukee Bucks
<b>EMT</b>	Emergency Medical Tech (Red design)	<b>MBN</b>	Milwaukee Brewers (“M” logo)
<b>END</b>	Endangered Resources (Wolf)	<b>MBO</b>	Milwaukee Brewers (Ball & Glove logo)
<b>ENG</b>	Operating Engineers Local 139	<b>MCA</b>	Musky Clubs Alliance of Wisconsin
<b>ENN</b>	Endangered Resources (Badger)	<b>MCW</b>	Medical College of Wisconsin
<b>FFO</b>	Firefighter (Red design)	<b>MDC</b>	Medal of Honor Motorcycle
<b>FRF</b>	Firefighter (White design)	<b>MDH</b>	Medal of Honor
<b>FRM</b>	Farm Truck	<b>MEN</b>	Menominee Tribe
<b>FTL</b>	Farm Trailer	<b>MGP</b>	Multi-Group (Lao Veteran, Freemason)
<b>GLF</b>	Golf Wisconsin	<b>MLG</b>	Military Group

## 2022 Facts and Figures

---

<b>Code</b>	<b>Description</b>
MNC	Municipal Motorcycle
MPD	Moped
MRQ	Marquette University
MTM	Motor Home
MUN	Municipal
NUR	Nurses Change Lives
OFF	Municipal Official
ONI	Oneida Tribe
PAK	Packers
RAM	Elkhart Lakes Road America
RCF	Red Cliff Tribe
RVT	Recreational Vehicle Trailer
SOV	State Owned Vehicle
SPT	Wisconsin Salutes Veterans
SPX	Special X
STL	Semi-Trailer
TMP	Temporary
TOR	Tractor
TPD	Temporary Disabled Motorcycle
TRL	Trailer
TRT	Trout Unlimited
UTL	Keeping The Lights On
VET	Disabled Veteran Parking
VMC	US Veteran Motorcycle
VST	Versiti
WHF	Wisconsin Women's Health Foundation
WNG	Wisconsin National Guard
WSC	Wisconsin State Patrol Motorcycle
WSP	Wisconsin State Patrol
WTU	Whitetails Unlimited
XPW	Ex-Prisoner of War

## 2022 Facts and Figures

---

### Abbreviations for Registration Types

Code	Description	Code	Description
ACY	Autocycle	LSV	Low-speed vehicle
ANT	Antique	LTK	Light Truck
AUT	Automobile	LTL	Light Trailer
BBX	Bus – Mass Transit Vehicle	MDC	Medal of Honor Motorcycle
BSB	School Bus	MDH	Medal of Honor
BUS	Motor Bus	MPD	Moped
CHT	Charter Bus	MTM	Motor Home
CYC	Motorcycle	RFP	Raw Forest Products
DEV	Driver Education	RTR	Road Tractor
DPF	Dual Purpose Farm	RVT	Recreational Vehicle Trailer
DPV	Dual Purpose Vehicle	SDV	Special Design Vehicle
DRY	Dairy	SPX	Special X
FRM	Farm	SPZ	Special Mobile Equipment – Z
FTL	Farm Trailer	STL	Semi-Trailer
FTR	Farm Tractor	SUX	Special Mobile Equipment – UX
GOV	Government	TMP	Temporary
HFM	Heavy Farm	TOR	Tractor
HMV	Historic Military Vehicle	TRL	Trailer
HSV	Human Service Vehicle	XTL	Transferable Trailer
HTK	Heavy Truck		

### Abbreviations for Vehicle Types

Type	Code	Description
Auto	AUTO	Passenger Vehicles
Autocycle	AUCY	Includes Autocycles Only
Motorcycle	CYCL	Includes Moped and Special Design Vehicle
Trailer	TRLR	Includes Camping Trailer, Recreational Vehicle Trailer and Semi-Trailer
Truck	TRUK	Includes Bus, Motor Home, Road Tractor, SUV, Tractor and Van



## 2022 Facts and Figures

### Vehicles Registered by County

County Name	AUCY	AUTO	CYCL	TRLR	TRUK	TOTALS
ADAMS	5	7,986	1,883	3,137	18,646	31,657
ASHLAND	1	4,096	812	1,952	11,249	18,110
BARRON	5	13,764	3,094	7,078	34,580	58,521
BAYFIELD	3	4,599	1,213	2,447	13,464	21,726
BROWN	15	85,534	13,814	32,668	158,940	290,971
BUFFALO	5	4,524	1,118	2,327	11,180	19,154
BURNETT	0	5,239	1,289	2,480	13,718	22,726
CALUMET	8	15,765	3,339	4,609	31,782	55,503
CHIPPEWA	9	19,700	4,437	10,233	45,984	80,363
CLARK	3	9,087	1,965	5,794	24,737	41,586
COLUMBIA	13	19,915	3,969	7,042	39,852	70,791
CRAWFORD	4	4,865	1,000	2,254	11,602	19,725
DANE	51	178,561	19,502	36,723	264,820	499,657
DODGE	22	30,183	6,245	12,796	59,684	108,930
DOOR	3	11,344	3,409	3,233	25,447	43,436
DOUGLAS	4	13,308	2,399	7,390	29,156	52,257
DUNN	9	13,141	2,634	5,926	28,613	50,323
EAU CLAIRE	12	30,569	4,732	10,764	57,364	103,441
FLORENCE	0	1,515	325	949	4,464	7,253
FOND DU LAC	13	34,085	6,697	11,225	65,899	117,919
FOREST	1	2,452	652	1,769	8,187	13,061
GRANT	5	14,677	3,345	6,837	33,117	57,981
GREEN	11	12,396	2,885	4,210	25,978	45,480
GREEN LAKE	3	6,168	1,253	2,788	14,446	24,658
IOWA	2	7,660	1,516	3,926	17,220	30,324
IRON	1	1,731	499	814	6,051	9,096
JACKSON	4	6,218	1,512	7,102	15,260	30,096
JEFFERSON	12	30,216	6,039	7,495	54,410	98,172
JUNEAU	13	8,443	2,050	3,795	19,751	34,052
KENOSHA	17	50,514	8,596	9,973	82,319	151,419
KEWAUNEE	3	7,010	1,879	2,620	15,738	27,250
LA CROSSE	18	35,858	5,508	9,491	65,728	116,603
LAFAYETTE	4	5,166	964	6,037	12,864	25,035
LANGLADE	2	5,839	1,313	3,484	15,735	26,373
LINCOLN	5	8,368	2,279	4,821	21,488	36,961
MANITOWOC	12	28,349	6,815	8,986	52,882	97,044
MARATHON	21	41,261	8,444	19,047	89,118	157,891
MARINETTE	4	13,552	3,341	8,003	33,562	58,462
MARQUETTE	2	5,717	1,358	2,156	12,928	22,161
MENOMINEE	0	579	75	117	1,129	1,900
MILWAUKEE	58	260,699	24,890	54,427	316,272	656,346

## 2022 Facts and Figures

County Name	AUCY	AUTO	CYCL	TRLR	TRUK	TOTALS
MONROE	10	12,993	3,118	7,265	30,735	54,121
OCONTO	4	13,144	3,746	5,251	30,806	52,951
ONEIDA	6	10,893	2,951	4,353	31,467	49,670
OUTAGAMIE	20	62,024	11,925	18,710	114,810	207,489
OZAUKEE	6	30,552	5,438	4,506	50,141	90,643
PEPIN	0	2,345	553	1,355	6,048	10,301
PIERCE	4	13,676	2,873	6,073	27,505	50,131
POLK	8	15,058	3,242	5,914	34,010	58,232
PORTAGE	3	22,283	3,609	9,302	43,009	78,206
PRICE	3	4,157	1,131	2,443	11,988	19,722
RACINE	22	61,774	10,341	10,998	99,632	182,767
RICHLAND	1	5,143	1,188	2,080	12,053	20,465
ROCK	20	54,650	8,699	14,167	92,953	170,489
RUSK	2	4,272	831	2,352	11,193	18,650
SAUK	16	20,812	4,106	6,824	43,600	75,358
SAWYER	1	4,410	955	2,219	14,077	21,662
SHAWANO	4	12,996	2,861	5,276	29,607	50,744
SHEBOYGAN	9	35,968	9,107	10,577	64,235	119,896
ST. CROIX	13	30,547	6,122	10,931	61,612	109,225
TAYLOR	4	5,371	1,381	5,532	15,709	27,997
TREMPEALEAU	3	10,147	2,142	8,026	23,182	43,500
VERNON	4	8,327	1,725	3,179	20,593	33,828
VILAS	4	6,647	1,884	2,798	21,990	33,323
WALWORTH	21	39,381	7,990	10,497	68,030	125,919
WASHBURN	1	4,947	1,043	2,374	14,182	22,547
WASHINGTON	19	44,353	9,547	12,231	78,439	144,589
WAUKESHA	47	137,031	22,186	26,866	229,424	415,554
WAUPACA	20	17,327	4,017	6,698	37,238	65,300
WAUSHARA	5	8,520	2,015	4,401	20,100	35,041
WINNEBAGO	18	55,340	9,632	17,040	95,382	177,412
WOOD	7	23,378	5,212	19,533	51,523	99,653
UNKNOWN	4	11,880	1,213	16,756	14,675	44,528
<b>TOTALS</b>	692	1,850,999	321,872	605,452	3,365,312	6,144,327

Source: Business Objects Report - RPT 26 VAL\_VEH\_REG\_TY\_CNTY\_FL\_ANLY\_CALYR TAB 3

## 2022 Facts and Figures

---

### Vehicles Registered by Year

#### Motor Vehicle Registrations in Wisconsin From 1930 - 2021

Year	Total Registrations	Year	Total Registrations
1930	791,492	1998	4,449,217
1935	771,499	1999	4,713,643
1940	921,149	2000	4,798,056
1945	860,031	2001	4,946,305
1950	1,226,683	2002	5,038,541
1955	1,416,425	2003	5,160,673
1960	1,658,520	2004	5,278,402
1965	1,933,266	2005	5,371,800
1970	2,350,154	2006	5,326,693
1975	2,815,109	2007	5,455,985
1980	3,103,784	2008	5,402,565
1981	3,284,746	2009	5,539,105
1982	3,225,611	2010	5,482,518
1983	3,405,671	2011	5,526,798
1984	3,493,737	2012	5,569,097
1985	3,418,789	2013	5,585,489
1986	3,613,124	2014	5,695,648
1987	3,696,348	2015	5,819,875
1988	3,764,880	2016	5,871,302
1989	3,839,647	2017	6,019,215
1990	3,907,343	2018	6,069,090
1991	3,982,901	2019	6,193,601
1992	4,018,786	2020	6,502,339
1993	4,129,519	2021	6,144,327
1994	4,172,462		
1995	4,268,619		
1996	4,241,260		
1997	4,503,904		

Sources: 1930-1975: State of Wisconsin Blue Books; 1980-2004: BVS statistical files;  
2005-Present: Analysis of current non-expiring vehicles (Business Objects Report 26)