

Estimating

Jillene Fehrman

Proposal Management Chief

Fred Schunke

Estimating Engineer

Transportation Improvement Conference
Wilderness Conference Center, Wisconsin Dells, WI

March 4, 2020



Estimating

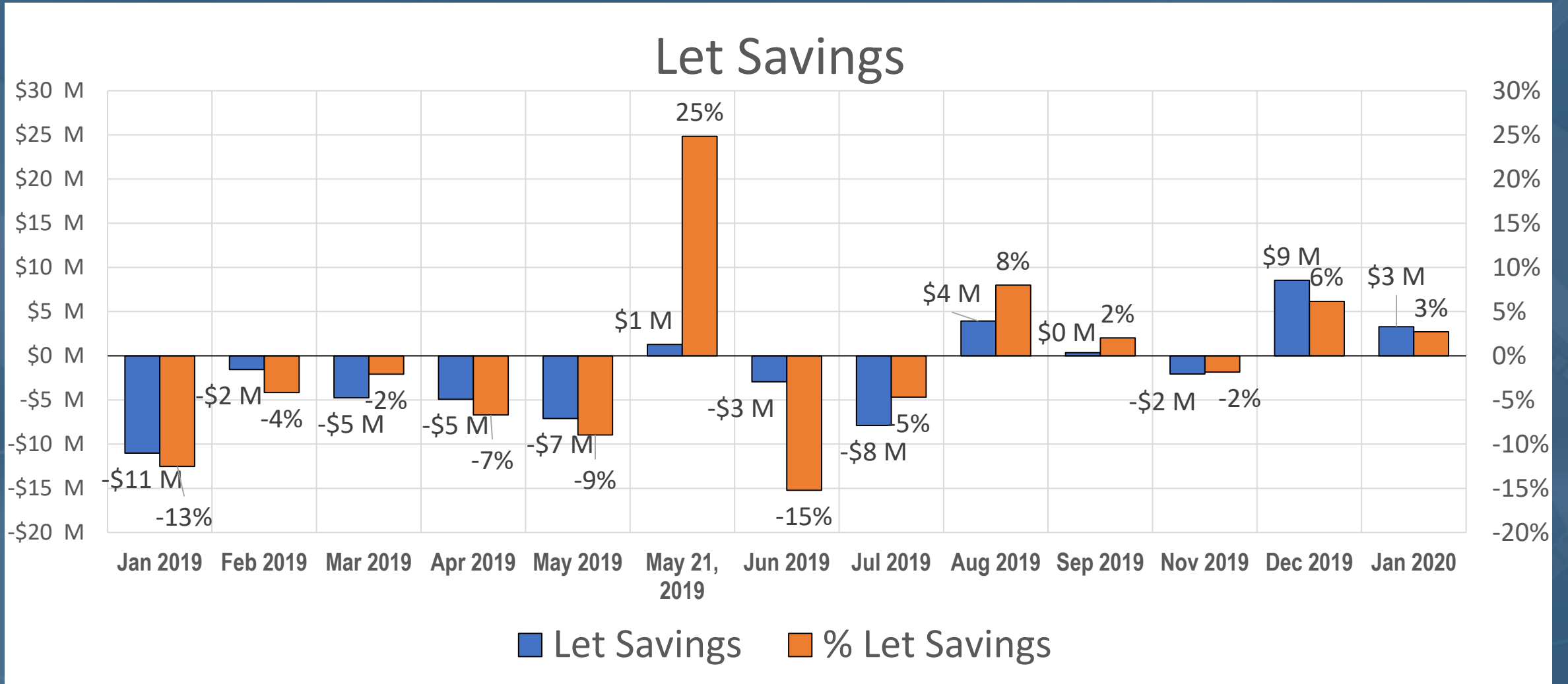
Agenda

- Estimate Accuracy
- Estimate Considerations
- Addenda
- Justifications

- Estimating Tools

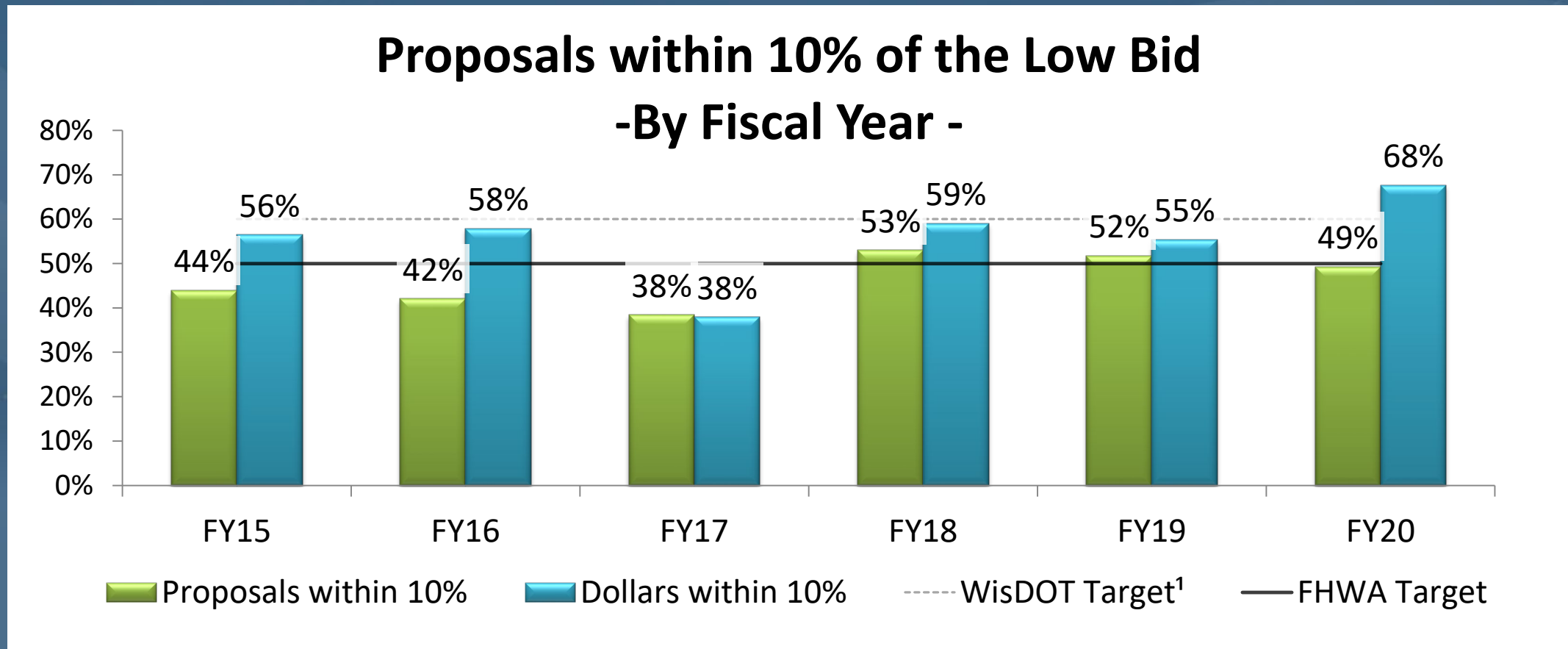
Fred Schunke
Estimating Engineer

Estimate Accuracy



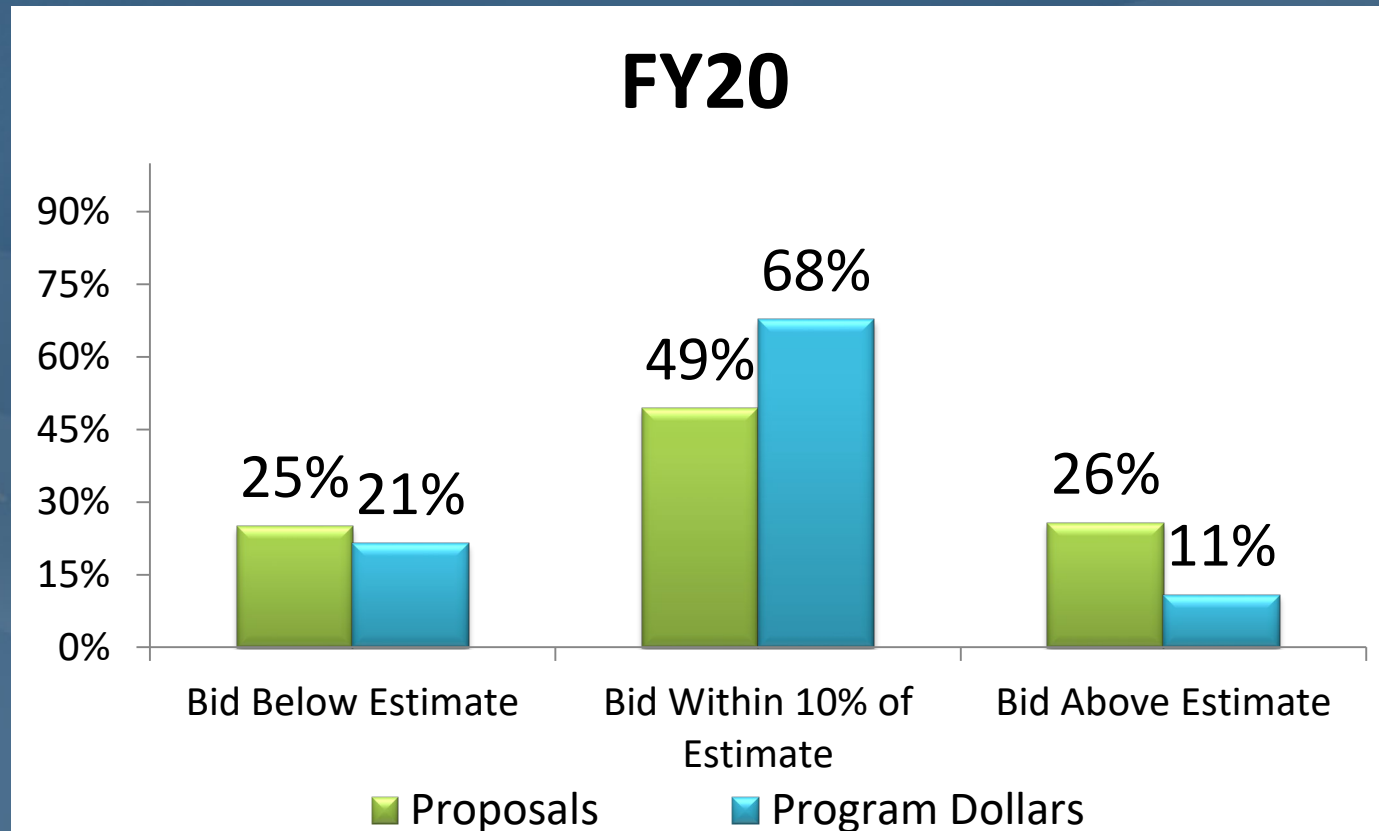
Estimate Accuracy

- How is the accuracy of the estimates?



Estimate Accuracy

- Estimate Accuracy so far in FY2020



Estimate Considerations

- Project Location

- Is the project in an isolated area?
 - Haul distances
 - Availability of materials
 - Other work in the area
- Is the project in a highly developed area?
 - Access to work site
 - Availability of borrow and waste sites.

Estimate Considerations

- Contract Schedule

- Expedited Schedule

- Overtime
 - Additional Equipment
 - Risk of Delays

- Split Construction

- Multiple mobilizations
 - Scheduling workforce while project work is restricted

- Nightwork

- Reduced work hours
 - Need for Lighting
 - Access to work zone

- Liquidated Damages

- Cost to contractor if the work is not completed on time
 - Potential for occurrence



Estimate Considerations

- Staging
 - Multiple Complex Stages
 - Traffic control shifts
 - Restricted work zones
 - Decreased production rates
 - Road Closed
 - More control of the work zone
 - Storage or equipment and materials

Estimate Considerations

- Bundling of Projects

- Location

- Cost savings are generally realized if projects are located within a mile of each other.

- Similar project types

- Contractors can reuse materials
 - Specialty Contracts
 - Pavement Marking
 - Signals

Estimate Considerations

- Blended Prices

- If an item potentially involves multiple types of construction methods make sure you are using similar projects for cost estimating
 - Concrete curb and gutter
 - Is the handwork and machine placement quantities in a similar proportion
 - Concrete Masonry
 - Is the work for repairs repairs or construction of a new bridge.

Estimate Considerations

- Changes in Standard Specifications
 - Example: Pavement Marking
 - The thickness of the paint increased with the 2020 Standard Specification
 - Previous cost history would be invalid
- Additional Special Provisions - 6
 - Changes in materials
 - Changes in testing processes
 - Changes in payments

Estimates Updates

- When can estimates be updated?
 - Estimates are to be finalized prior to PSE
 - Costs should consider current industry trends not costs from 2 years ago
 - Updates can be made when the project is being reviewed.
 - Funding impacts the ability to modify estimates
 - Federally Funded projects are financed 8 weeks prior to let
 - State funded projects are case by case until the Ad Meeting
 - Once the Proposal is advertised estimate prices cannot be modified unless an addenda is issued

Addenda

- Addenda are processed on a first come, first serve basis
 - Exception – Federal Oversight projects will be given priority
- Quantity Revisions – follow addenda development form
 - The contractors see the quantities on a proposal basis
 - Quantities need to be modified in AWP by project and category

Revised Bid Item Quantities					
Bid Item	Item Description	Unit	Old Quantity	Revised Quantity	Proposal Total

Addenda

- Do not wait until 2:00 pm on the Thursday before the Letting
 - Issuing the addenda earlier allows more time for the contractor to adjust their bid.
 - If we do not have time to process all addenda received:
 - Emergency Addenda may be required – If ONE eligible bidder doesn't respond the project will be withdrawn from the letting
 - If the addenda cannot be processed, the impacts will be evaluated and the project could potentially be withdrawn

Justifications

- Justification Emails are sent to
 - Proposals that are 5% or more over estimate
 - Proposals that are 10% or more under estimate – check quantities
- Provide Justification by Noon the Thursday following the Letting
 - Explain discrepancies between the bid and the estimate
 - Focus on the items with significant discrepancies
 - Group items for comparison – grading items

Justifications

- Discuss issues with reletting the project
 - Completing work during planned construction year
 - Impacts to community events
 - Conflicts with future projects if delayed
 - Potential maintenance costs if project delayed
 - Funding issues

How to Improve Estimate Accuracy

Available tools for use in developing estimates

Fred Schunke, WisDOT Estimating Engineer

Estimating Tools and Resources

- FDM 19-5
- Estimating Website
- Estimator
- Bid Express
- Similar Projects Tool
- Asphalt Price Map
- WisDOT CCI
- Quantities to Plans
- Production Rate Tool




FDM 19-5



FACILITIES DEVELOPMENT MANUAL

- FDM 19-5-3: Bid Item Guidance
- FDM 19-5-5: Construction Estimates
 1. Estimate Components and Accuracy
 2. Tools and Resources
 3. Construction Estimate Development
- FDM 19-5-6: Construction Estimate Documentation
- FDM 19-5-7: Construction Estimate Review
 1. Independent Review
 2. Region Program Controls Review
 3. Central Office Review



Estimating Website

- The goal of this website is to provide estimating tools and support for designers producing project estimates
- Contains the estimate information linked in the FDM
- FDM 19-5-5.2 has a link to Estimating Site



Estimating Website

- Go to wisconsindot.gov.

The screenshot shows the homepage of the Wisconsin Department of Transportation website. The header includes the Wisconsin state logo and the text 'WISCONSIN.GOV'. Navigation links for 'Agency Directory' and 'Online Services' are in the top right. The main content area features a large image of a snowy forest with the text 'State of Wisconsin Department of Transportation' and social media icons for Facebook, Twitter, YouTube, and RSS. A dark blue navigation bar contains several menu items: 'DMV ONLINE SERVICES', 'DMV INFO', 'DOING BUSINESS', 'TRAVEL', 'SAFETY', 'PROJECTS AND STUDIES', and 'ABOUT WISDOT'. A search bar is located on the left side of the page. A dropdown menu is open under 'DOING BUSINESS', listing various categories such as 'Engineers and consultants', 'Contractors', 'Civil rights and compliance', 'Purchasing', 'Local government', 'Aeronautics', 'Real estate / Right of way use', and 'Freight / Economic Dev'. A sub-menu is open under 'Structure and road resources', with a hand cursor pointing to it. At the bottom of the page, a red banner contains a maintenance notice.

WISCONSIN.GOV Agency Directory Online Services

WISCONSIN DEPARTMENT OF TRANSPORTATION State of Wisconsin Department of Transportation

DMV ONLINE SERVICES DMV INFO DOING BUSINESS TRAVEL SAFETY PROJECTS AND STUDIES ABOUT WISDOT

Search Wisconsin DOT

News at WisDOT

Regular maintenance is scheduled for the morning of Saturday, February 22, 2020, starting at 2 a.m. and ending at 6 a.m. CT. The site may be unavailable during this time. We apologize for any inconvenience.

Estimating Website

- Structure and Roadway Resources Site
 - Estimating Resources are about halfway down the page
 - All main estimating webpages are shown

Estimating resources

- Estimate development
- Estimating highway construction projects
- Estimating tools
- Performance measures

Estimating tools

Structure and roadway resources

Estimating

Performance measures

Estimate development

Estimating tools

HCCI

• Estimating Websites

- All main estimating webpages are shown on the left



Estimating Website

- Estimating (Estimating highway construction projects)
 - Confidentiality Memo
 - The Engineer's Estimate is always confidential, and the contractor's bid tab information is confidential until after the proposal is awarded.
 - Estimating User Group Members
- Performance Measures
 - Estimate Accuracy Report
 - On-budget Performance MAPSS



Estimating Website

- Estimate Development
 - Estimate Documentation
 - Past Presentations
 - Some Historic Bid Data
 - Miscellaneous
 - Justification Guidance
 - Production Rate Tool
 - Wisconsin DOT Chained Fisher Construction Cost Index
 - Recent Estimating Trends
 - Work Classifications



Estimating Website

- Estimating Tools
 - Bid Express
 - Estimator
 - Quantities 2 Plans
 - Asphalt Estimating Tools
 - Similar Projects Tool
 - Maintained by DTIM
 - Major Projects Estimating Tool
 - Project Estimating Tool
 - Backbone Estimating Tool

Estimator



- What is estimator?

- Creates regression curves using bid history from the past 3 years
 - Based on multiple variables
 - Region
 - Work Type
 - Quantity
- Preferred method for selecting an initial estimated price for standard bid



Estimator

- Links to AASHTOWare Preconstruction Knowledgebase
 - FDM 19-5-5.2 Tools and Resources
 - FDM 19-5-10
 - Estimating Tools Site



Estimator

Items

- Estimator provides the reliable regression prices of measurable bid items.
 - More common items have more reliable regression prices.
- Lump sum items including Mobilization and Traffic Control bid items, and SPVs cannot be estimated using Estimator.
 - You may get Estimator regression prices, but the number provided is not a good estimate.
 - Other tools such as Bid Express are needed to estimate these items.



Estimator

Regression Curves

- Estimator regression prices are generated from the past 3 years of bid history.
- If there is enough data, regression curves account for the following project attributes:
 - Quantity – The higher the quantity, the lower the price.
 - Base Date – Prices are inflated or deflated from historic dollars to current dollars.
 - Season – Summer and spring let projects are more expensive than fall and winter.
 - District (Regions)
 - Work Type
- The most basic regression price model only uses quantity.
- Otherwise, only the average price is provided.



Estimator

Regression Curves

Avg. Qty. %tiles:

- 5%tile
- 25%tile
- 50%tile
- 75%tile
- 95%tile

Price:
Quantity:
Contract ID:
Letting Date:
Season:
Work Type:
Area:
County:
Vendor:

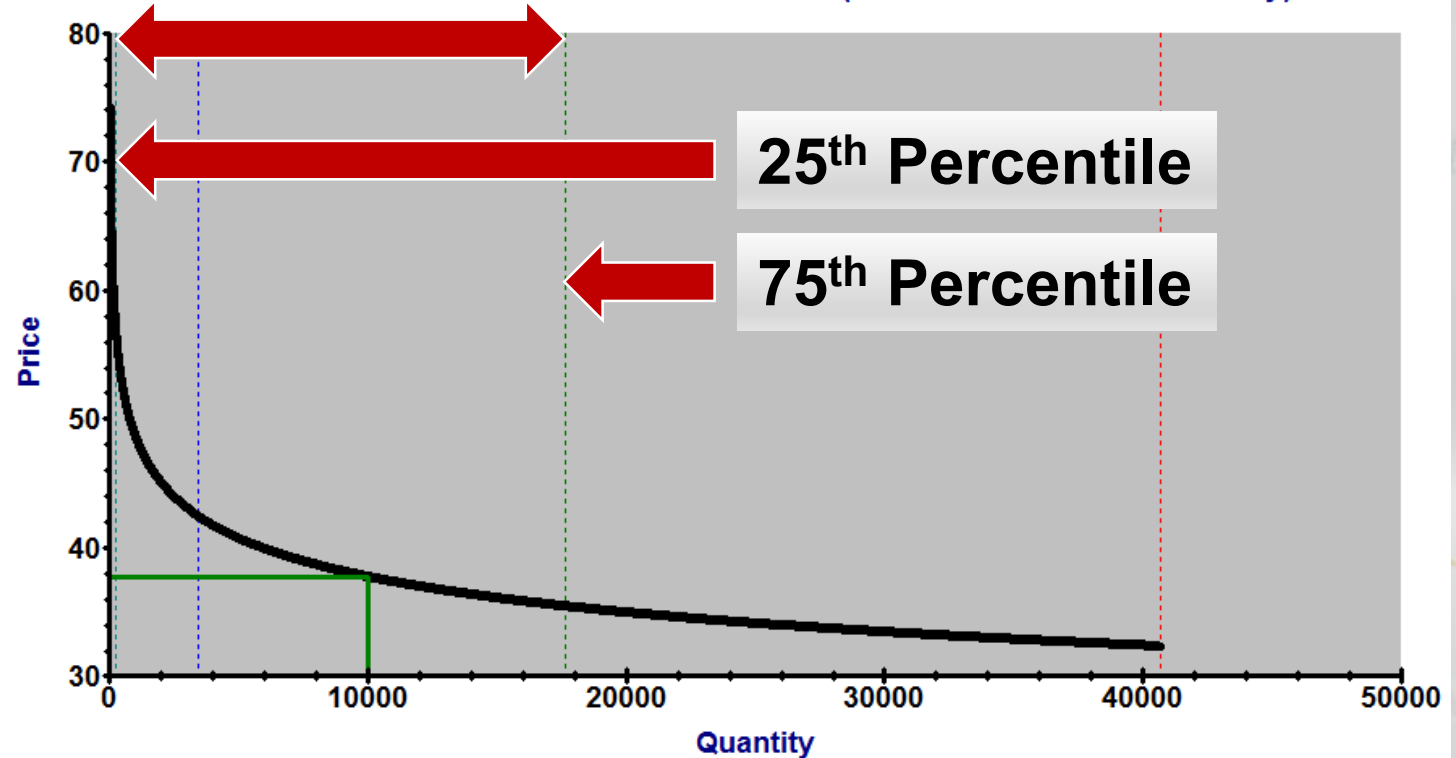
Bid-based Price

Quantity: 10000.00000

Price: 37.73155

(From Model Value for Quantity)

Most Reliable!





Estimator

Tips and Tricks

- If your quantity is above 75th percentile, adjust the quantity to the 75th percentile quantity for a more reliable regression price.
 - These prices are typically low and continue to decrease in price.
 - Actual prices typically have a minimum price as quantities increase.
 - These items are likely a significant item.
 - Other tools such as Bid Express should be used.



Estimator

Tips and Tricks

- If your quantity is below the 25th percentile, you are likely done estimating this item!
 - Prices vary significantly with small quantities.
 - These items are likely not a significant item.
 - If item is significant, use Bid Express.



Estimator

Tips and Tricks

- Round regression prices.
 - Rarely do you need more than 2 or 3 leading numerical digits.
- With 2 mobilizations, divide the quantity in half to get a regression price for a likely maximum unit price.
 - The regression price of the smaller, divided quantity may be more accurate.
- Combine similar items for a likely minimum unit price.



Estimator

Estimator Files from Bureau of Structures

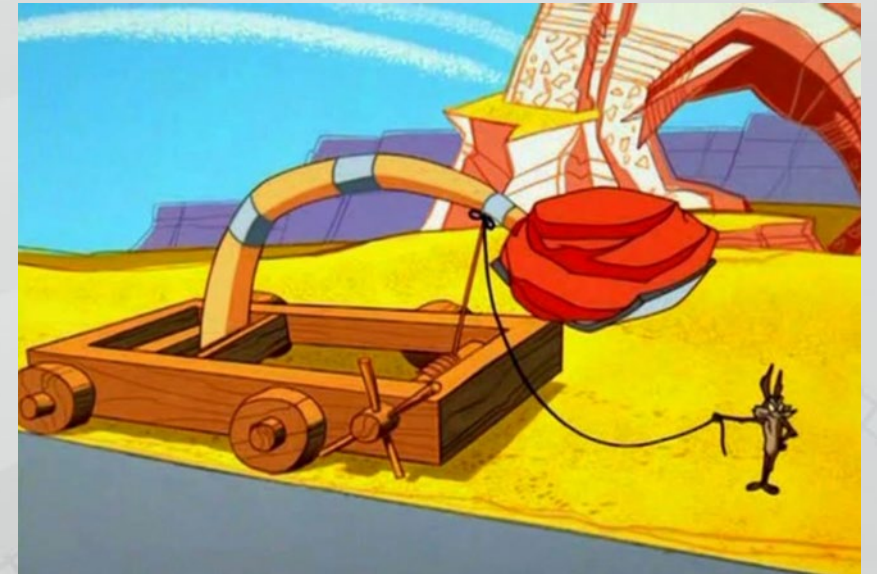
- BOS commonly uses Estimator.
- Estimator files can be merged.
 - See the Estimating Tools Site.
 - Merge Estimator files if multiple individuals work on estimate.



Bid Express[®]

What is Bid Express?

- Online, searchable database.
- Search using a variety of criteria.
 - Specific bid items
 - Key word(s) in item description
 - Proposal ID
 - County(ies)
 - Let dates range
 - Quantity range





Bid Express

- Additional Bid Express information found at:
 - FDM 19-5-5.2 Tools and Resources
 - Estimating Tools Site
 - User guide on the Estimating Tools Site.
- The site is fairly intuitive, and straightforward.
- Contains the results from every bidder in all awarded contracts.

Bid Express

Bid Tab Analysis

Bid Express[®]

WIDOT Lettings Search Advantage **Bid Tab Analysis** Small Business Network

Wisconsin Department of Transportation ▼

Bid Tab Analysis Search

Bid Tab Analysis Search

Item: 305.0120, 305.0125

Smart Item Search

Description: Any

Proposal Item: Any

County: racine, kenosha

Unit: Any

Low Bidders: Any

Date Range:

From:

11/26/2017

To:

02/26/2020

Quantity Range:

From:

Any

To:

Any

Price Range:

From:

Any

To:

Any

 Search

Clear

- Multiple criteria can be selected separated by commas.
 - Items
 - Counties
 - And others
- Low bidder parameter does not always mean winning bid.



Bid Express

Additional Tips

- Can be used for preliminary estimates for most bid items that do not have regression prices.
- Can be used for final estimates on items that do not have regression prices and as a second check for significant items with regression prices.
- Should not be used for estimating Mobilization and the Traffic Control bid item.
 - The Similar Projects Tool is ideal for estimating these two items.

Bid Express

Using Excel

- Export CSV is limited.
- Use Excel and Create a Regression Curve
 - Include all data within Date Range.

[Export \(csv\)](#) | [Export \(tab\)](#)

Item ▲	Description	Average	High	Low	Unit	Bid Count
- 305.0120	Base Aggregate Dense 1 1/4-Inch	\$18.26	\$53.89	\$0.01	TON	300 Bids

Letting Date	Proposal	County	Proposal Average	Proposal High	Proposal Low	Quantity	Proposal Bid Count
	001 - 20200211001	Jefferson	\$11.80	\$14.52	\$9.08	11,922.00000 TON	2 Bids
	003 - 20200211003	Dodge	\$13.20	\$14.09	\$12.35	20,400.00000 TON	3 Bids

Bid Express

[Export \(csv\)](#) | [Export \(tab\)](#)

Item	Description	Average	High	Low	Unit	Bid Count
- 305.0120	Base Aggregate Dense 1 1/4-Inch	\$18.26	\$53.89	\$0.01	TON	300 Bids

Letting Date	Proposal	County	Proposal Average	Proposal High	Proposal Low	Quantity	Proposal Bid Count
	001 - 20200211001	Jefferson	\$11.80	\$14.52	\$9.08	11,922.00000 TON	2 Bids
	003 - 20200211003	Dodge	\$13.20	\$14.09	\$12.35	20,400.00000 TON	3 Bids
	004 - 20200211004	Rock	\$15.75	\$15.75	\$15.75	705.00000 TON	5 Bids
	005 - 20200211005	Dodge	\$13.96	\$18.23	\$12.55	1,543.00000 TON	5 Bids
	006 - 20200211006	Richland	\$12.53	\$12.53	\$12.53	1,994.00000 TON	1 Bid
	041 - 20191210041	Douglas	\$14.25	\$14.25	\$14.25	7,434.00000 TON	3 Bids
	042 - 20191210042	Rusk	\$22.40	\$22.50	\$22.00	771.00000 TON	5 Bids
Total Quantity:						852,735.00000 TON	

Bid Express

Clipboard Font Alignment Number

A1

ending Sort ArrowDescending Sort Arrow

	A	B	C	D	E	F	G	H	I	J	K
1	Item A				Low Ascer	Unit Ascer	Bid Count	Ascending	Sort Arrow	Descending	Sort Arrow
2	Loadir										
3	305				00	\$0.01	TON	1647 Bids	Loading.		
4	Result										
5	Letting				al A Proposal F	Proposal L	Quantity	Proposal	Bid Count		
6	2/11/2				30	\$14.52	\$9.08	11,922.00	(2 Bids		
7					20	\$14.09	\$12.35	20,400.00	(3 Bids		
8					75	\$15.75	\$15.75	705.00000	5 Bids		
9					96	\$18.23	\$12.55	1,543.000	(5 Bids		
10					53	\$12.53	\$12.53	1,994.000	(1 Bid		
11					20	\$52.40	\$50.00	564.00000	2 Bids		
12					16	\$50.00	\$32.31	500.00000	2 Bids		
13					38	\$35.00	\$14.75	1,188.000	(2 Bids		
14					02	\$17.28	\$14.75	7,540.000	(2 Bids		
15					33	\$20.86	\$13.80	4,037.000	(2 Bids		
16					00	\$22.00	\$22.00	3,842.000	(2 Bids		
17					05	\$15.87	\$12.00	5,850,000	(4 Bids		

Paste Options:

- Cut
- Copy
- Paste (selected)
- Paste Special...
- Insert...
- Delete...
- Clear Contents
- Quick Analysis
- Filter
- Sort
- New Comment

Bid Express

A1 B I [Font Color] A [Grid] [Decrease Decimals] [Increase Decimals] [Undo]

	A	B	C	D	E	F	G	H	I	J	K	L
1	Item Ascer	Desc			Low Ascer	Unit Ascer	Bid Count	Ascending	Sort Arrow	Descending	Sort Arrow	
2	Loading.											
3	305.012	Base			00	\$0.01	TON	1647	Bids	Loading.		
4	Result Details											
5	Letting Dat	Prop			sal A	Proposal F	Proposal L	Quantity	Proposal	Bid Count		
6	2/11/2020	001			80	\$14.52	\$9.08	11,922.00	0	2 Bids		
7		003			20	\$14.09	\$12.35	20,400.00	0	3 Bids		
8		004			75	\$15.75	\$15.75	705.00000	0	5 Bids		
9		005			96	\$18.23	\$12.55	1,543.000	0	5 Bids		
10		006			53	\$12.53	\$12.53	1,994.000	0	1 Bid		
11		012			20	\$52.40	\$50.00	564.00000	0	2 Bids		
12		014			16	\$50.00	\$32.31	500.00000	0	2 Bids		
13		015			88	\$35.00	\$14.75	1,188.000	0	2 Bids		
14		016			02	\$17.28	\$14.75	7,540.000	0	2 Bids		
15		017			33	\$20.86	\$13.80	4,037.000	0	2 Bids		
16		018			00	\$22.00	\$22.00	3,842.000	0	2 Bids		
17		020	- 2020	vvalwortn	\$14.05	\$15.87	\$12.00	5,850.000	0	4 Bids		
18		023	- 2020	Sheboygal	\$12.10	\$12.10	\$12.10	3,300.000	0	2 Bids		
19		004	000	D	\$17.50	\$10.00	\$10.00	500.00000	0	0 Bids		

Context Menu:

- Cut
- Copy
- Paste Options:
 - Paste Special...
- Insert
- Delete
- Clear Contents
- Format Cells...
- Column Width...
- Hide
- Unhide

Bid Express

	A	B	C	D	E	F	G	H	I	J	K	L	M	N
1			Item Ascending	Description	Average	High Ascending	Low Ascending	Unit Ascending	Bid Count	Ascending Sort Arrow	Descending Sort Arrow			
2			Loading.											
3			305.012 Base Aggr		\$17.82	\$190.00	\$0.01	TON	1647 Bids	Loading.				
4			Result Details											
5	Item	Description	Letting Date	Proposal	County	Proposal A	Proposal B	Proposal L	Quantity	Proposal Bid Count				
6	305.012	Base Aggr	2/11/2020	001 - 2020	Jefferson	\$11.80	\$14.52	\$9.08	11,922.00	2 Bids				
7	305.012	Base Aggregate Dens	003 - 2020	Dodge		\$13.20	\$14.09	\$12.35	20,400.00	3 Bids				
8	305.012	Base Aggregate Dens	004 - 2020	Rock		\$15.75	\$15.75	\$15.75	705.00000	5 Bids				
9	305.012	Base Aggregate Dens	005 - 2020	Dodge		\$13.96	\$18.23	\$12.55	1,543.000	5 Bids				
10	305.012	Base Aggregate Dens	006 - 2020	Richland		\$12.53	\$12.53	\$12.53	1,994.000	1 Bid				
11	305.012	Base Aggregate Dens	012 - 2020	Waukesha		\$51.20	\$52.40	\$50.00	564.00000	2 Bids				
12	305.012	Base Aggregate Dens	014 - 2020	Milwaukee		\$41.16	\$50.00	\$32.31	500.00000	2 Bids				
13	305.012	Base Aggregate Dens	015 - 2020	Waukesha		\$24.88	\$35.00	\$14.75	1,188.000	2 Bids				
14	305.012	Base Aggregate Dens	016 - 2020	Waukesha		\$16.02	\$17.28	\$14.75	7,540.000	2 Bids				
15	305.012	Base Aggregate Dens	017 - 2020	Racine Wa		\$17.33	\$20.86	\$13.80	4,037.000	2 Bids				
16	305.013	Base Aggregate Dens	018 - 2020	Kenosha F		\$22.00	\$22.00	\$22.00	3,842.000	2 Bids				
17	305.013	Base Aggregate Dens	020 - 2020	Walworth		\$14.05	\$15.87	\$12.00	5,850.000	4 Bids				
18	305.013	Base Aggregate Dens	023 - 2020	Sheboygan		\$12.10	\$12.10	\$12.10	3,300.000	2 Bids				
19	305.013	Base Aggregate Dens	024 - 2020	Brown		\$17.56	\$18.90	\$16.28	500.00000	3 Bids				
20	305.013	Base Aggregate Dens	025 - 2020	Brown		\$12.48	\$14.95	\$10.00	5,807.000	2 Bids				
21	305.013	Base Aggregate Dens	027 - 2020	Adams Wc		\$19.50	\$23.00	\$16.00	658.00000	2 Bids				
22	305.013	Base Aggregate Dens	028 - 2020	Langlade		\$20.15	\$24.25	\$18.35	904.00000	4 Bids				
23	305.013	Base Aggregate Dens	029 - 2020	Marathon		\$25.69	\$28.10	\$17.25	580.00000	5 Bids				
24	305.013	Base Aggregate Dens	032 - 2020	Trempeale		\$21.15	\$23.00	\$17.44	430.00000	3 Bids				
25	305.013	Base Aggregate Dens	033 - 2020	Walworth		\$22.00	\$22.00	\$22.00	3,842.000	2 Bids				

Bid Express

	A	B	C	D	E	F	G	H	I	J
1	Item	Description	Letting Date	Proposal	County	Proposal Average	Proposal High	Proposal Low	Quantity	Proposal Bid Count
2	305.0120	Base Aggregate Dense 1 1/4-Inch	2/11/2020	001 - 20200211001	Jefferson	\$11.80	\$14.52	\$9.08	11,922.00000 TON	2 Bids
3	305.0120	Base Aggregate Dense 1 1/4-Inch		003 - 20200211003	Dodge	\$13.20	\$14.09	\$12.35	20,400.00000 TON	3 Bids
4	305.0120	Base Aggregate Dense 1 1/4-Inch		004 - 20200211004	Rock	\$15.75	\$15.75	\$15.75	705.00000 TON	5 Bids
5	305.0120	Base Aggregate Dense 1 1/4-Inch		005 - 20200211005	Dodge	\$13.96	\$18.23	\$12.55	1,543.00000 TON	5 Bids
6	305.0120	Base Aggregate Dense 1 1/4-Inch		006 - 20200211006	Richland	\$12.53	\$12.53	\$12.53	1,994.00000 TON	1 Bid
7	305.0120	Base Aggregate Dense 1 1/4-Inch		012 - 20200211012	Waukesha	\$51.20	\$52.40	\$50.00	564.00000 TON	2 Bids
8	305.0120	Base Aggregate Dense 1 1/4-Inch		014 - 20200211014	Milwaukee	\$41.16	\$50.00	\$32.31	500.00000 TON	2 Bids
9	305.0120	Base Aggregate Dense 1 1/4-Inch		015 - 20200211015	Waukesha	\$24.88	\$35.00	\$14.75	1,188.00000 TON	2 Bids
10	305.0120	Base Aggregate Dense 1 1/4-Inch		016 - 20200211016	Waukesha	\$16.02	\$17.28	\$14.75	7,540.00000 TON	2 Bids
11	305.0120	Base Aggregate Dense 1 1/4-Inch		017 - 20200211017	Racine Walworth	\$17.33	\$20.86	\$13.80	4,037.00000 TON	2 Bids
12	305.0120	Base Aggregate Dense 1 1/4-Inch		018 - 20200211018	Kenosha Racine	\$22.00	\$22.00	\$22.00	3,842.00000 TON	2 Bids
13	305.0120	Base Aggregate Dense 1 1/4-Inch		020 - 20200211020	Walworth	\$14.05	\$15.87	\$12.00	5,850.00000 TON	4 Bids
14	305.0120	Base Aggregate Dense 1 1/4-Inch		023 - 20200211023	Sheboygan	\$12.10	\$12.10	\$12.10	3,300.00000 TON	2 Bids
15	305.0120	Base Aggregate Dense 1 1/4-Inch		024 - 20200211024	Brown	\$17.56	\$18.90	\$16.28	500.00000 TON	3 Bids
16	305.0120	Base Aggregate Dense 1 1/4-Inch		025 - 20200211025	Brown	\$12.48	\$14.95	\$10.00	5,807.00000 TON	2 Bids
17	305.0120	Base Aggregate Dense 1 1/4-Inch		027 - 20200211027	Adams Wood	\$19.50	\$23.00	\$16.00	658.00000 TON	2 Bids
18	305.0120	Base Aggregate Dense 1 1/4-Inch		028 - 20200211028	Langlade	\$20.15	\$24.25	\$18.35	904.00000 TON	4 Bids
19	305.0120	Base Aggregate Dense 1 1/4-Inch		029 - 20200211029	Marathon	\$25.69	\$28.10	\$17.25	580.00000 TON	5 Bids
20	305.0120	Base Aggregate Dense 1 1/4-Inch		032 - 20200211032	Trempealeau	\$21.15	\$23.00	\$17.44	430.00000 TON	3 Bids
21	305.0120	Base Aggregate Dense 1 1/4-Inch		033 - 20200211033	Jackson	\$26.38	\$28.00	\$21.52	240.00000 TON	4 Bids
22	305.0120	Base Aggregate Dense 1 1/4-Inch		035 - 20200211035	Barron	\$22.40	\$22.40	\$22.40	730.00000 TON	2 Bids
23	305.0120	Base Aggregate Dense 1 1/4-Inch		036 - 20200211036	Rusk	\$32.50	\$32.50	\$32.50	190.00000 TON	2 Bids
24	305.0120	Base Aggregate Dense 1 1/4-Inch		038 - 20200211038	Kenosha	\$15.17	\$18.81	\$13.52	134,470.00000 TON	4 Bids
25	305.0120	Base Aggregate Dense 1 1/4-Inch		039 - 20200211039	Monroe	\$53.89	\$53.89	\$53.89	9.00000 TON	2 Bids
26	305.0120	Base Aggregate Dense 1 1/4-Inch	1/14/2020	004 - 20200114004	Lafayette	\$17.00	\$17.00	\$17.00	224.00000 TON	3 Bids
27	305.0120	Base Aggregate Dense 1 1/4-Inch		005 - 20200114005	Rock	\$17.50	\$17.50	\$17.50	400.00000 TON	3 Bids
28	305.0120	Base Aggregate Dense 1 1/4-Inch		007 - 20200114007	Walworth	\$12.98	\$15.58	\$9.81	50,500.00000 TON	3 Bids
29	305.0120	Base Aggregate Dense 1 1/4-Inch		008 - 20200114008	Racine	\$9.65	\$16.88	\$9.01	12,615.00000 TON	6 Bids

Bid Express

```
=LEFT(I2,FIND(".",I2)+2)*1
```

H	I	J	K
Proposal Low	Quantity	Proposal Bid Count	QTY Amount
\$9.08	11,922.00000 TON	2 Bids	11922
\$12.35	20,400.00000 TON	3 Bids	20400

=LEFT(text, [num_chars])

=FIND(find_text, within_text)

- "+2" indicates number of decimal values
- "*1" causes Excel to register value as a number



Bid Express

Using Excel

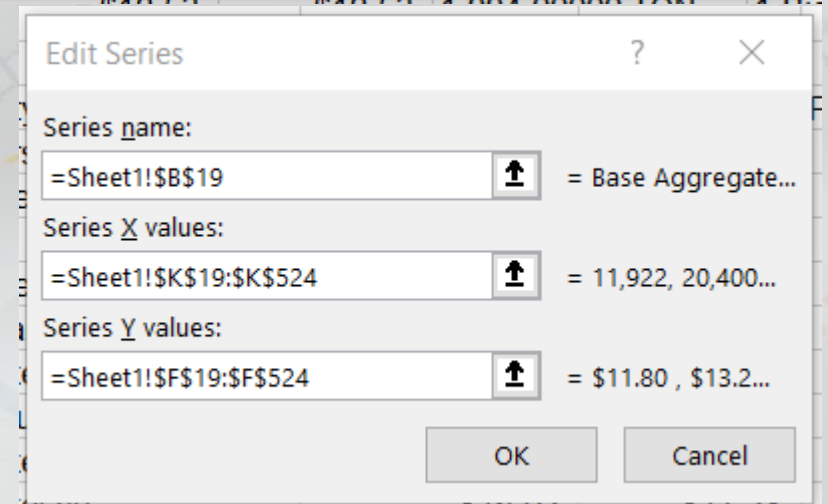
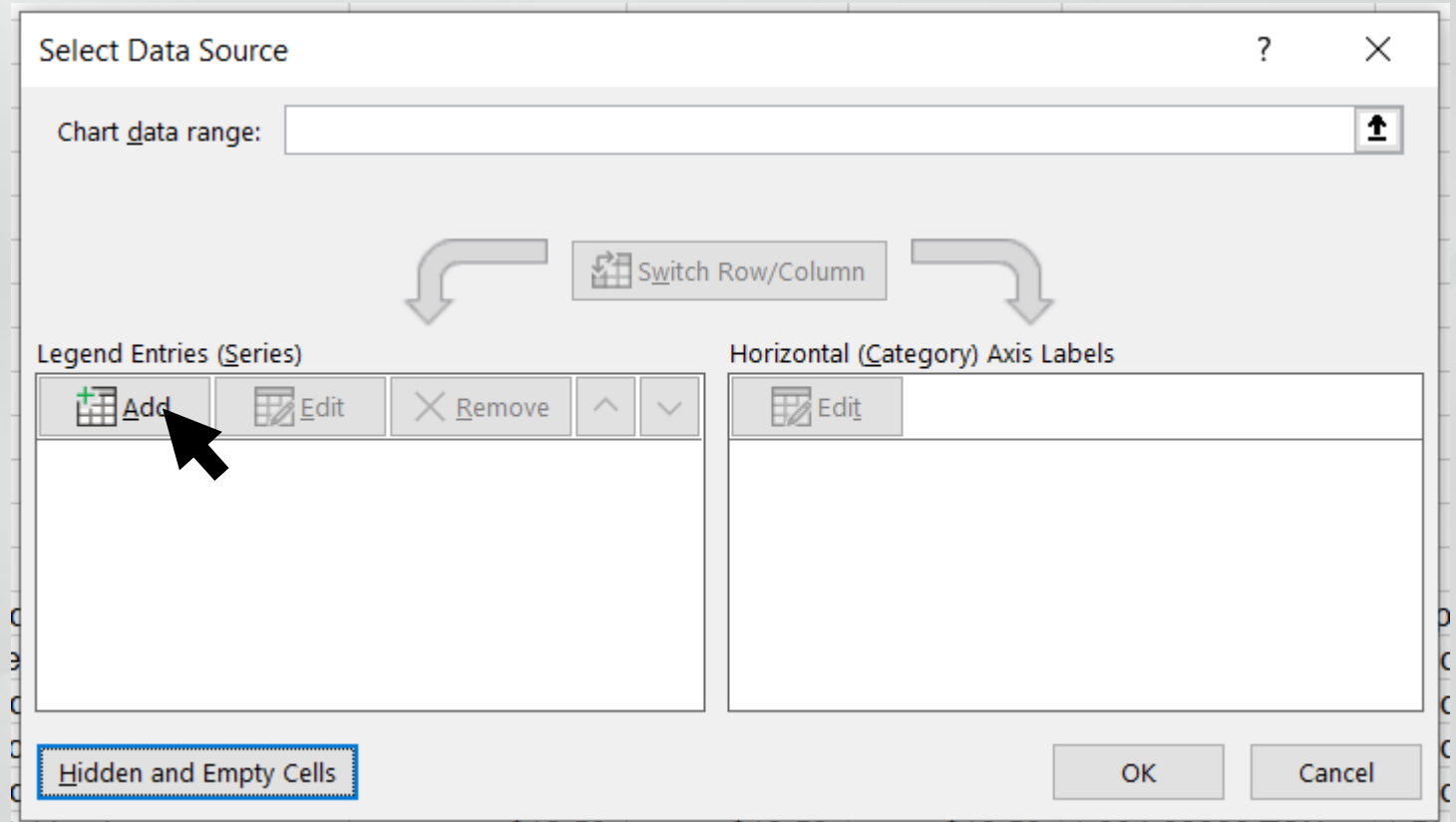
- Filter Data
 - Highlight all data
 - Select Filter in the Data Ribbon
- Insert a Graph
 - Insert 17 rows above Row 1
 - Select an empty cell
 - Insert an X-Y Scatter in the Insert Ribbon

Bid Express

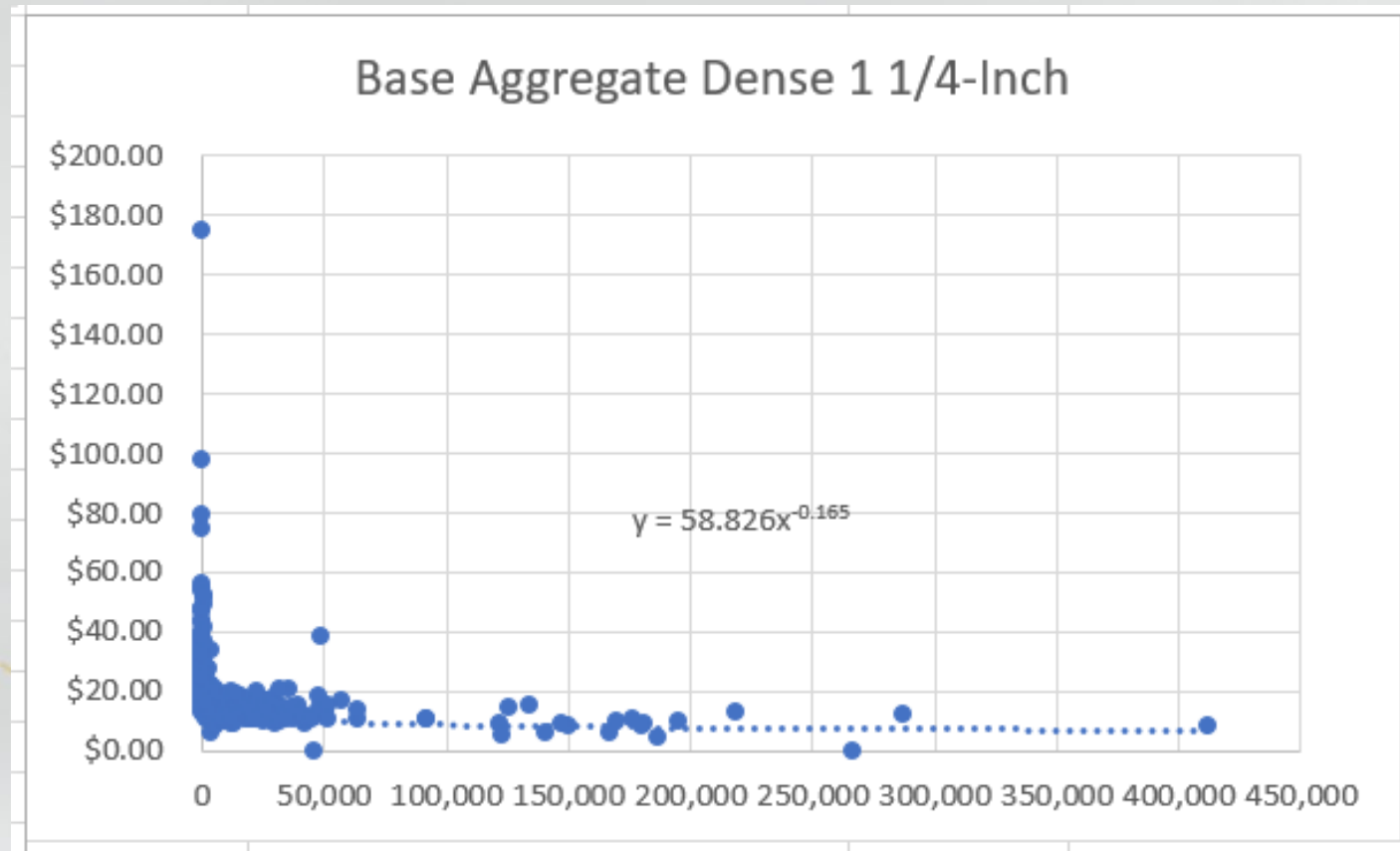
Item	Description	Letting Date	Proposal	County	Proposal Average	Proposal High	Proposal Low	Quantity	Proposal Bid Count	QTY Amount
19	305.0120 Base Aggregate Dense 1 1/4-Inch	2/11/2020	001 - 20200211001	Jefferson	\$11.80	\$14.52	\$9.08	11,922.00000 TON	2 Bids	11922
20	305.0120 Base Aggregate Dense 1 1/4-Inch		003 - 20200211003	Dodge	\$13.20	\$14.09	\$12.35	20,400.00000 TON	3 Bids	20400
21	305.0120 Base Aggregate Dense 1 1/4-Inch		004 - 20200211004	Rock	\$15.75	\$15.75	\$15.75	705.00000 TON	5 Bids	705
22	305.0120 Base Aggregate Dense 1 1/4-Inch		005 - 20200211005	Dodge	\$13.96	\$18.23	\$12.55	1,543.00000 TON	5 Bids	1543
23	305.0120 Base Aggregate Dense 1 1/4-Inch		006 - 20200211006	Richland	\$12.53	\$12.53	\$12.53	1,994.00000 TON	1 Bid	1994
24	305.0120 Base Aggregate Dense 1 1/4-Inch		012 - 20200211012	Waukesha	\$51.20	\$52.40	\$50.00	564.00000 TON	2 Bids	564
25	305.0120 Base Aggregate Dense 1 1/4-Inch		014 - 20200211014	Milwaukee	\$41.16	\$50.00	\$32.31	500.00000 TON	2 Bids	500
26	305.0120 Base Aggregate Dense 1 1/4-Inch		015 - 20200211015	Waukesha	\$24.88	\$35.00	\$14.75	1,188.00000 TON	2 Bids	1188
27	305.0120 Base Aggregate Dense 1 1/4-Inch		016 - 20200211016	Waukesha	\$16.02	\$17.28	\$14.75	7,540.00000 TON	2 Bids	7540
28	305.0120 Base Aggregate Dense 1 1/4-Inch		017 - 20200211017	Racine Walworth	\$17.33	\$20.86	\$13.80	4,037.00000 TON	2 Bids	4037
29	305.0120 Base Aggregate Dense 1 1/4-Inch		018 - 20200211018	Kenosha Racine	\$22.00	\$22.00	\$22.00	3,842.00000 TON	2 Bids	3842
30	305.0120 Base Aggregate Dense 1 1/4-Inch		020 - 20200211020	Walworth	\$14.05	\$15.87	\$12.00	5,850.00000 TON	4 Bids	5850

Bid Express

- Select Data
 - Add Series
 - Series Name: Item Description
 - X-values: Quantities
 - Y-values: Proposal Averages



Bid Express



Item	Description	Letting Date	Proposal	County	Proposal Average	Proposal High	Proposal Low	Quantity	Proposal Bid Count	QTY Amount
305.0120	Base Aggregate Dense 1 1/4-Inch	2/11/2020	001 - 20200211001	Jefferson	\$11.80	\$14.52	\$9.08	11,922.00000 TON	2 Bids	11,922
305.0120	Base Aggregate Dense 1 1/4-Inch		003 - 20200211003	Dodge	\$13.20	\$14.09	\$12.35	20,400.00000 TON	3 Bids	20,400
305.0120	Base Aggregate Dense 1 1/4-Inch		004 - 20200211004	Rock	\$15.75	\$15.75	\$15.75	705.00000 TON	5 Bids	705



Bid Express

Using Excel

- Not worthwhile for non-significant items
- Recommended for significant items with a lot of bid history
- SPV Items
- Same items with different units
 - Use Excel to convert quantities and prices
 - Base Aggregate Dense in TONS or CY
- <https://wisdot.box.com/v/bidx-example>



Similar Projects Tool

What is the Similar Projects Tool?

- Developed and maintained by Bureau of Project Development.
- A filtering tool that contains a large table of various proposal characteristics.
- Helps designers to find similar projects using various filters.
 - Data includes awarded proposals from the last five years.
- Replacement of the Mobilization Calculator.
 - More characteristics to choose.
 - Easier filtering methods.
 - More information in the results summary.



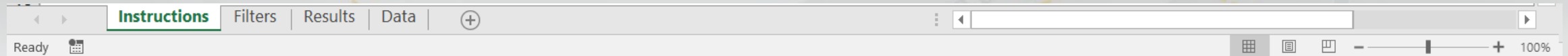
Similar Projects Tool

- The file can be found at the following locations.
 - Estimating Tools Site
 - FDM 19-5-5.2

Similar Projects Tool

Inside the Similar Projects Tool

- Excel file has four sheets.
 - Instructions
 - Filters
 - Results
 - Data





Similar Projects Tool

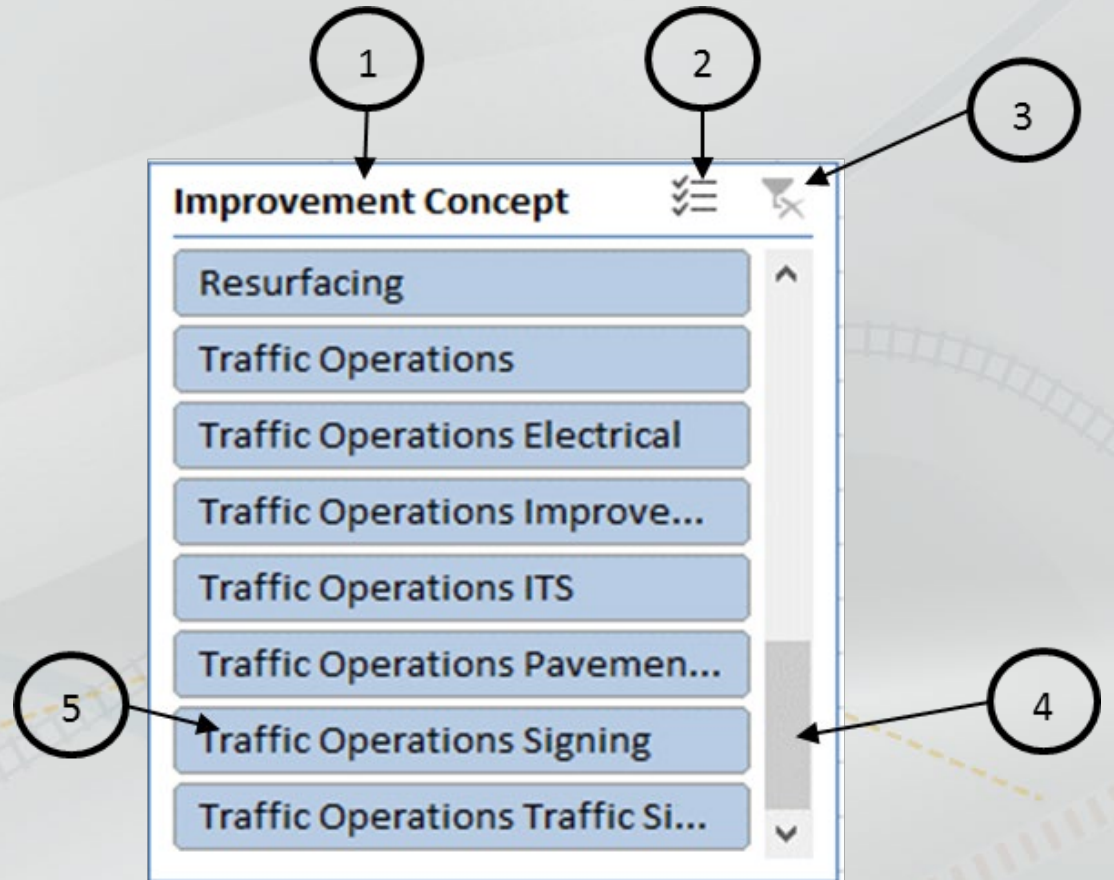
Filters Sheet

- The Filters Sheet contains 9 visual filters (Slicers).
- Some visual filters are directly related to others and only one needs to be used.
 - Improvement Concept or Improvement Concept Code.
 - Contract Work Type or Work Rating Code.
 - Region or County
- Other filters include Project Size, Urban/Rural, and Route.
- The visual filters automatically update available options for the rest of the filters when one is selected.

Similar Projects Tool

Filters Sheet

1. Criteria being filtered
2. Allows the ability to select or unselect multiple selections
3. Removes the filter selected
4. Scroll to find the appropriate criteria
5. Clickable Tab that filters results



Similar Projects Tool

Results Sheet

- Percentages based on total bid.
- Mobilization, Traffic Control, and average number of bidders are included.
- Sample Size – number of proposals that satisfy applied filters.
- Typical Middle Value – Median.
- Expected Ranges - 1st and 3rd quartiles.
- Mobilization and Traffic Control Projects can be estimated with this tool.

Mobilization Results	
Sample Size:	17
Expected Range (lower limit):	6.3%
Typical Middle Value:	7.6%
Expected Range (upper limit):	8.7%

Traffic Control Project Results		
Sample Size:	17	
Expected Range (lower limit):	0.2%	\$1,500
Typical Middle Value:	0.3%	\$2,000
Expected Range (upper limit):	0.7%	\$3,950

Average Number of Bidders	3.4
---------------------------	-----

Similar Projects Tool

Results Sheet

- Item Classification Totals are included
- Middle Value is selected by default, but the Lower Limit or Upper Limit can be selected
- Contingency Items can be estimated for preliminary estimates

Item Classification Totals		
	Lower Limit	^
Expected Range:	Middle Value	
	Upper Limit	v
Item Class	Middle Value	Item Class Code
SPVs (Default)	0.0%	AAA
Asphalt	6.5%	ASPH
Base Aggregate	3.2%	BASE
Bridge Painting	0.0%	BRPT
Concrete	0.5%	CONC
Curb & Gutter, Sidewalk	0.0%	CURB
Drainage Culverts Conduits	0.5%	DRNG
Electrical	0.0%	ELEC
Erosion Control	5.7%	EROC
Earthwork	6.9%	ERTH
Gates and Fences	0.0%	FENC
Beamguard	3.0%	GDRL
Intelligent Transportation Systems	0.0%	ITS
Landscaping	0.3%	LSCP
Lighting	0.0%	LTNG
Miscellaneous or Specialty Work	1.5%	MISC
Mobilization	7.6%	MOBL
Pavement Marking	0.5%	PVMK
Removal Asphalt Pavement	0.0%	RMVA
Removal Old Structures	3.8%	RMVB
Removal Concrete Pavement	0.0%	RMVC
Removals	0.0%	RMVL
Signs	0.2%	SIGN
Structures	52.2%	STRC
Survey	0.4%	SURV
Traffic Control Permanent	0.0%	TRFP
Traffic Control Temporary	1.2%	TRFT



Similar Projects Tool

Data Sheet

- The Data Sheet contains a lot of columns.
- Project and proposal information is available in the Data Sheet.
 - The filtered list of projects can be used for reference of what other projects are similar to the current project.
- Look up past projects with limited information.
 - Example:
 - Recent, large STH 23 project in Sheboygan County
 - Proposal 20190409017, Project 1440-13-76



Similar Projects Tool

Data Sheet

- More filters available if you really need to dial down.
 - The filters in the Data Sheet are linked with the visual filters in the Filters Sheet.
 - The filters applied in the Filters Sheet have been applied to the Data Sheet.
 - Additional filters applied in the Data Sheet will update options available in the visual filters in the Filters Sheet.
 - The Results Sheet automatically update when additional filters are applied.

Similar Projects Tool

Example

- Example for calculating Mobilization and Traffic Control:
 - \$2 million of known items
 - Mobilization is estimated at 5%
 - Traffic Control is estimated at 1% of the **total construction estimate**.
- $Total = (known\ items) + (5\% \times Total) + (1\% \times Total)$
- Rearranged:
 - $Total = \frac{(known\ items)}{(1 - \sum percentages)} = \frac{\$2\ million}{1 - (0.05 + 0.01)} = \frac{\$2\ million}{0.94}$
 - $Total = \$2,127,659.57$

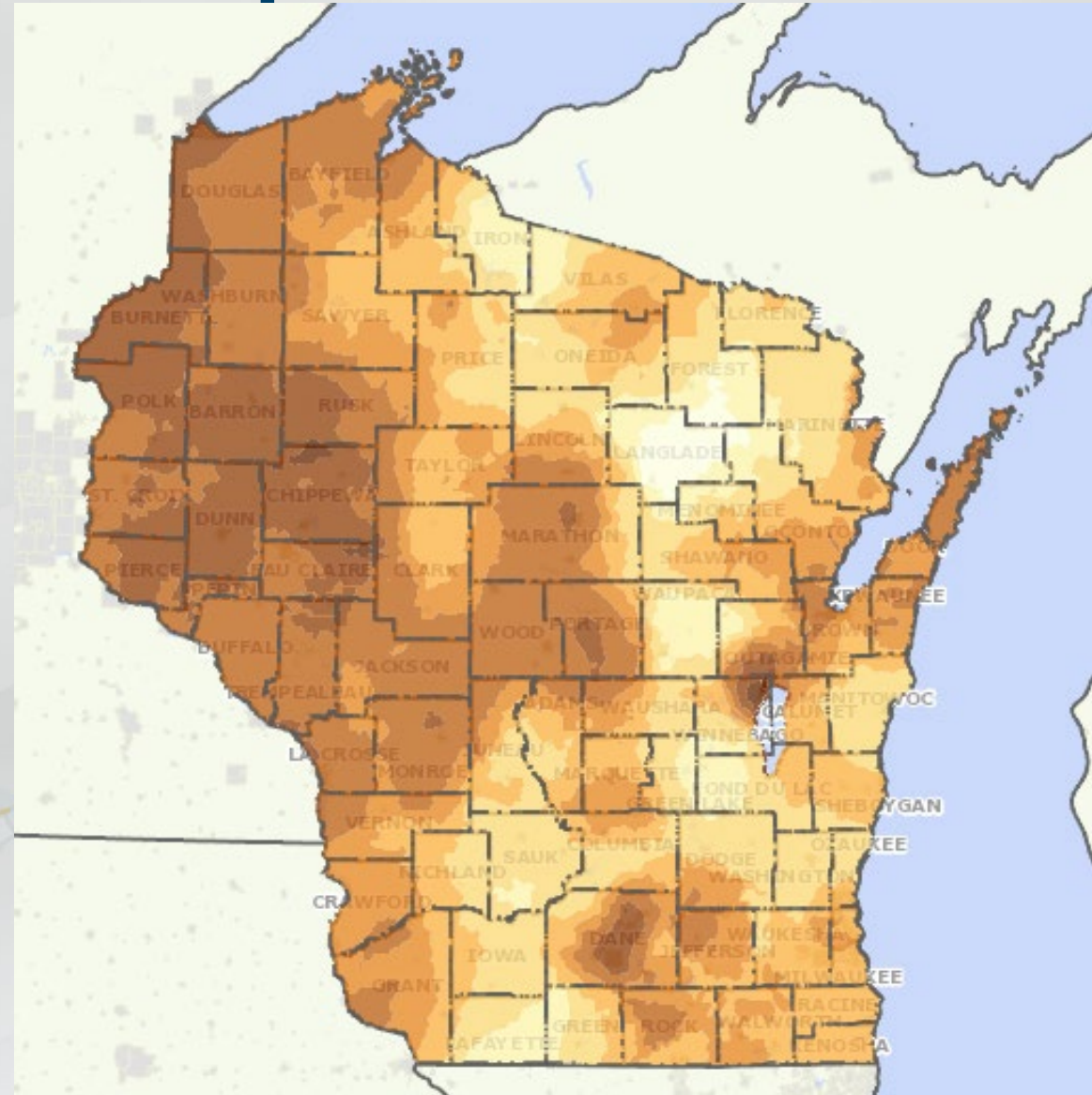
Similar Projects Tool

Example

- Mobilization
 - *Mobilization* = $5\% \times \$2,127,659.57$
 - *Mobilization* = \$106,382.98 or \$110,000 rounded
- Traffic Control
 - *Traffic Control* = $1\% \times \$2,127,659.57$
 - *Traffic Control* = \$21,276.60 or \$21,000 rounded
- This equation may also be used with allowance items in preliminary plans using percentages found in the similar projects tool.

Asphalt Price Map

- ArcGIS Online estimating tool
- Uses historic HMA bid prices
 - Unit prices are combined HMA pavement prices for each contract
 - >1,300 tons of total HMA
 - Prices are adjusted using the WisDOT CCI
- Geographic location of the project has a larger factor in HMA unit prices than mix design



Asphalt Price Map

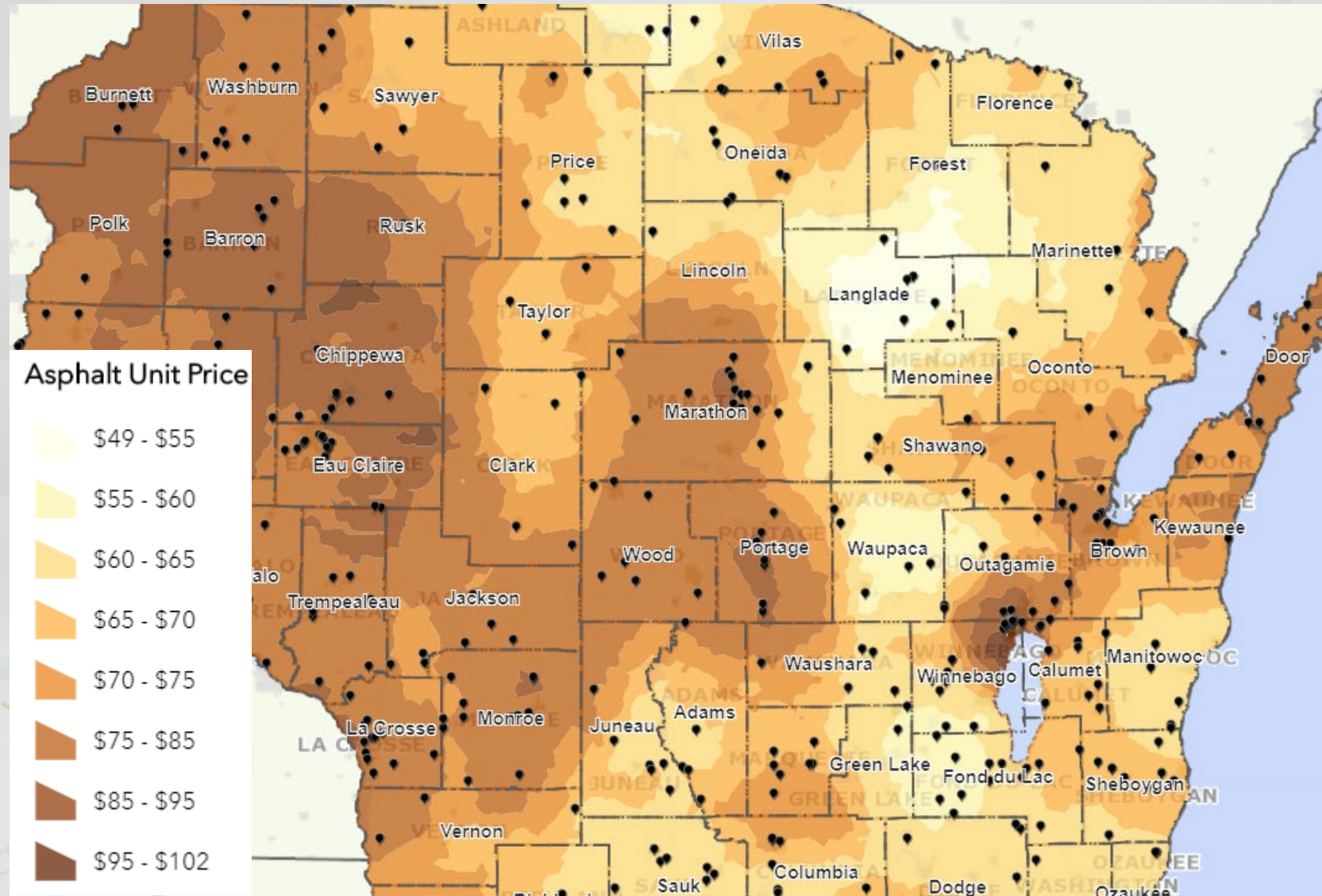
How do I find it?

- Links are at the following locations:
 - FDM 19-5-5.2 Tools and Resources
 - Estimating Tools Site
 - wisdot.maps.arcgis.com



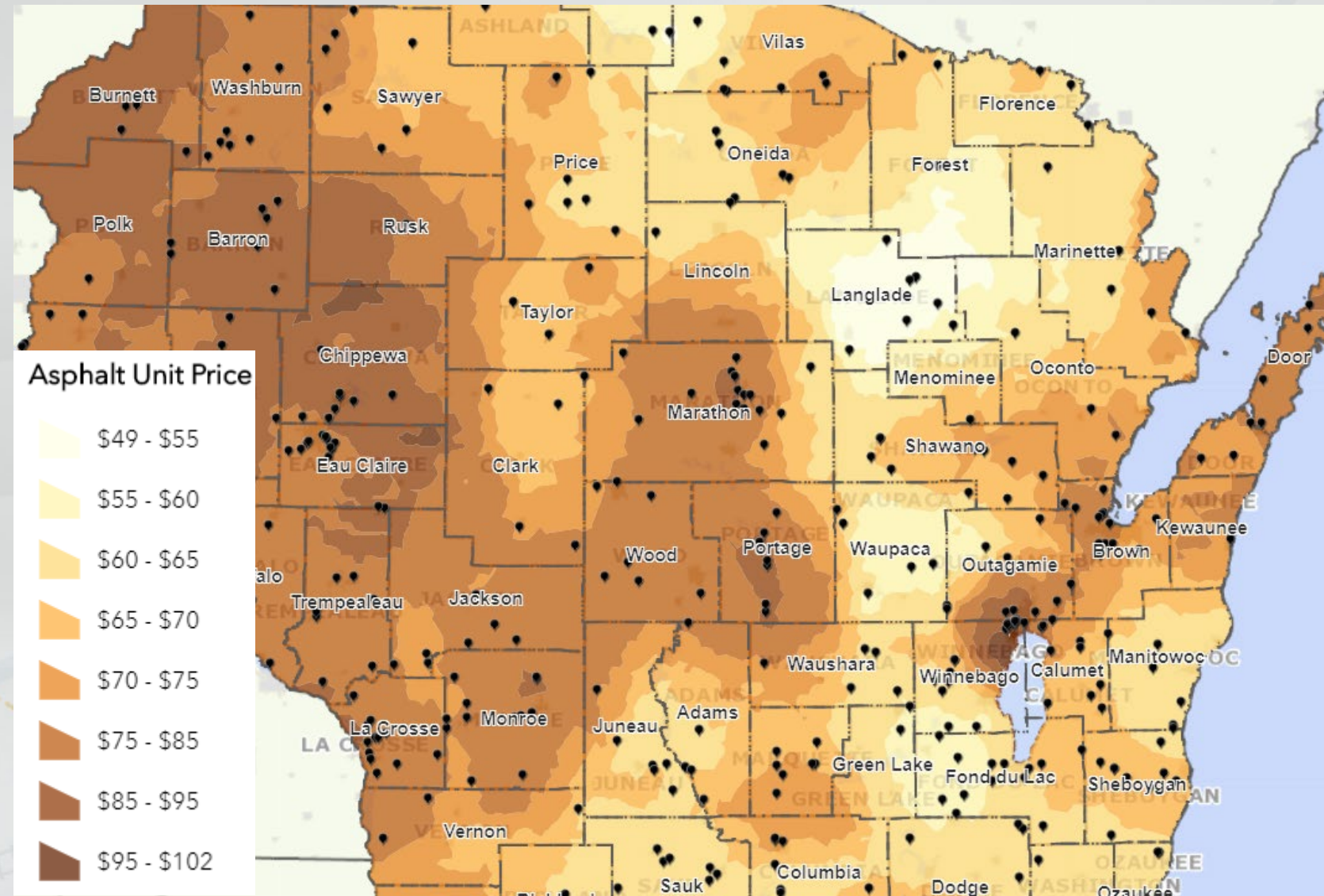
Asphalt Price Map

- Proposals used are marked on the map
- Price ranges at \$5 to \$10 intervals
- Not accurate where there are few projects



Asphalt Price Map

- Use with Bid Express and Asphalt Estimating Tool to find similarly priced counties.



Asphalt Price Map



- Considerations
 - Mix design
 - Staging
 - Urban
 - >1,300 tons



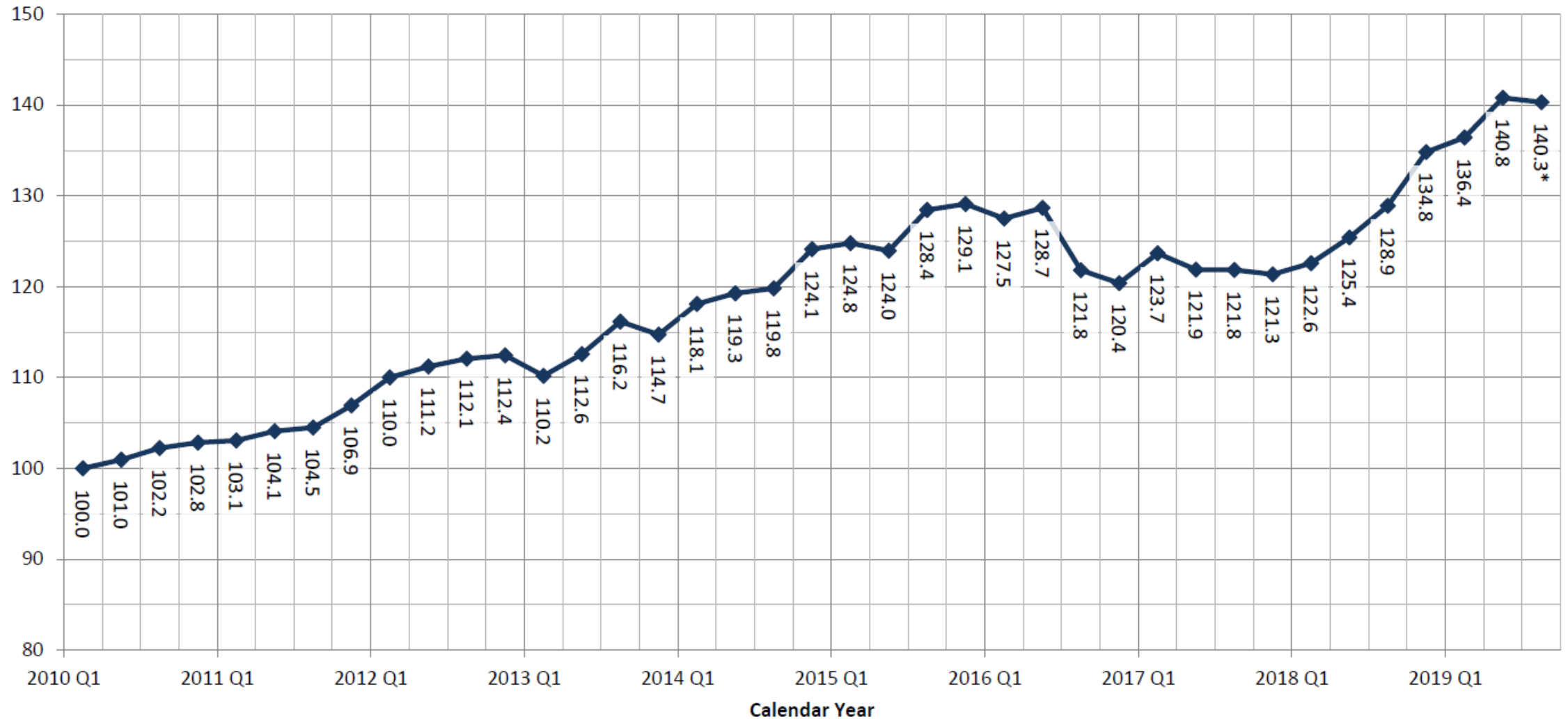
WisDOT Chained Fisher Construction Cost Index

Adjusting Prices into Current Dollars

- FDM 19-5-5.3.7 Adjusting Prices into Current Dollars
 - An indicator of construction cost escalation over time
 - Can be used to convert past bid history into current dollars
 - Has a base year of 2010
 - Updated each quarter by calendar year
 - Uses a basket of about 100 bid items
- 

WisDOT CCI

Post Date: 10/9/2019



* Value is estimated.



WisDOT Chained Fisher Construction Cost Index

Adjusting Prices into Current Dollars

- Do not forecast prices past the current date
- Used to convert past prices into current dollars without recent bid history
- Adjusting prices using the WisDOT CCI is approximate
 - But will provide a better estimate of inflated
- Recent price trends for bid items will always be more reliable

WisDOT Chained Fisher Construction Cost Index

Adjusting Prices into Current Dollars

- Use a ratio from past and current WisDOT CCI values to convert past prices into current dollars

- $$\frac{\text{Current Index Value}}{\text{Past Index Value}} \times \text{Past Bid Price} = \text{Current Bid Price}$$

- Example:

- March 2011 price = \$870/LF.
- Past Index Value = 103.1
- Current Index Value = 140.3
- $$\frac{140.3}{103.1} \times \$870 = \$1,184 \text{ or } \$1,200 \text{ rounded}$$



WisDOT Chained Fisher Construction Cost Index

Adjusting Prices into Current Dollars

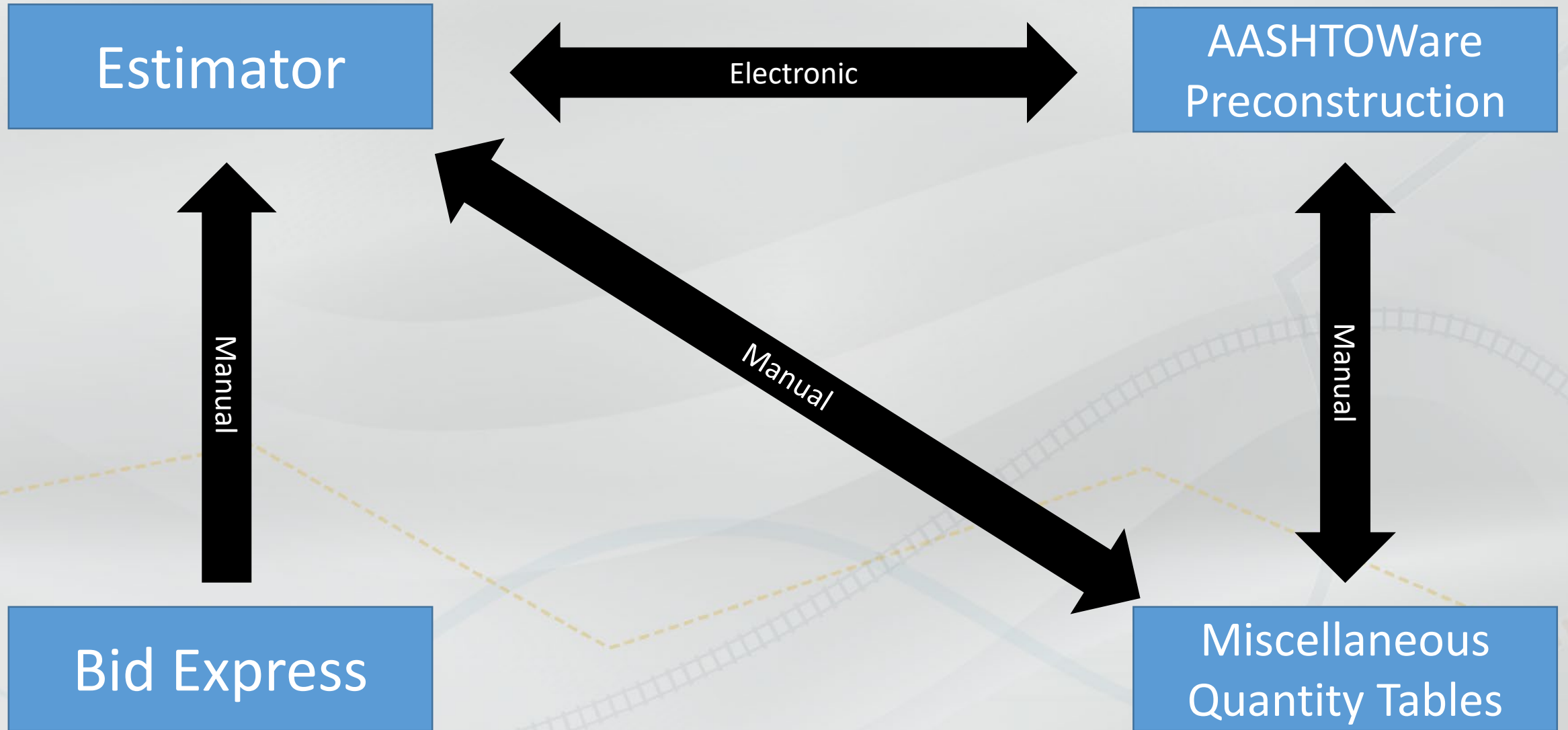
- Estimator prices do not need to be adjusted
- 



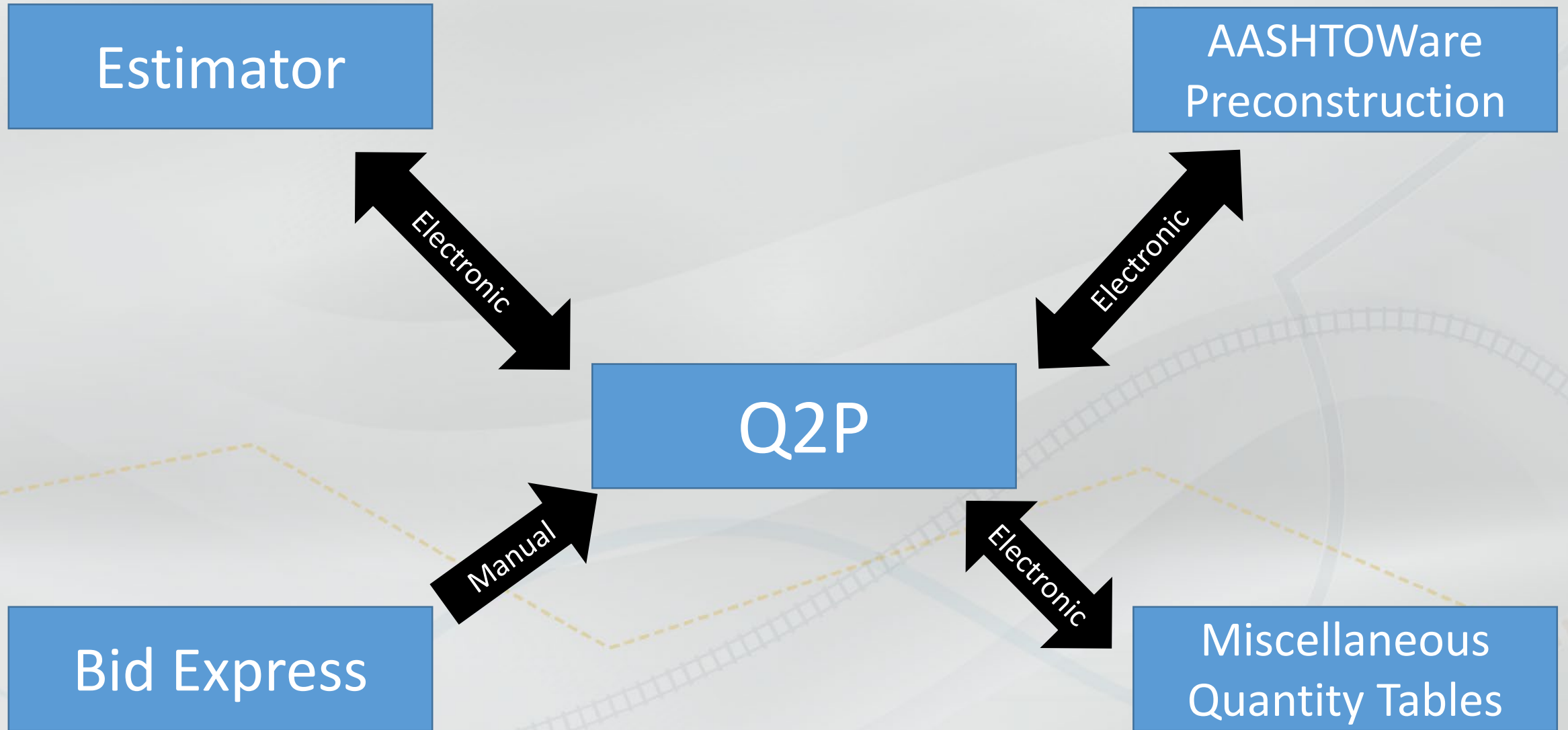
Quantities 2 Plans

- Acronym: Q2P
- Excel Add-in
- Assists with:
 - Quantity computations
 - Bid price comparisons
 - Miscellaneous quantity tables
 - Construction Estimate

Quantities 2 Plans



Quantities 2 Plans





Quantities 2 Plans

- Does not replace any estimating tools
- Organizes miscellaneous quantity tables and construction estimates
- Guidance for using Q2P is on the Estimating Tools Website
- Information found at:
 - FDM 19-5-5.2
 - Estimating Tools Site



Production Rate Tool

- Developed by UW Madison
- Populated with past projects
- Use current production
 - Production rates impact unit prices
- Average Production Rate Table uses Production Rate Tool Data
- The tool and table can be found at the following locations:
 - FDM 19-10-30.3
 - Estimate Development Site



Production Rate Tool

- Information provided in Introduction Sheet
 - Select Launch Tool
- Main Menu opens
- Choose a category:
 - Bridge Construction
 - Earthwork
 - Asphalt Paving
 - Concrete Paving
 - Miscellaneous Activities
 - Other Considerations



Production Rate Tool

Advantages of this tool

- Production rates can be updated regularly
- Variety of project characteristics automatically considered
 - The Production Rate Table does not consider project characteristics
- More accurate contract time schedules in the design phase
- Identify when estimate prices should be increased or decreased

Thank You

?? Questions ??

Jillene (Jill) Fehrman, P.E.

Proposal Management Chief

Phone: (608) 266-3721

Email: jillene.fehrman@dot.wi.gov

Email: DOTDTSDBPD@dot.wi.gov

Fred Schunke, P.E.

Estimating Engineer

Phone: (608) 266-9626

Email: fred.Schunke@dot.wi.gov

