





BEAVER DAM

Connecting Highways



-  Connecting Highway
-  Other State Highway
-  Other
-  City or Village

WisDOT Bureau of Planning
and Economic Development
PDF created: 01/05/2017

