











Superior (Port #1)

National Highway System

SUPERIOR (PORT #1)

NHS Classification:

	NHI (Interstate)		NHI (planned)
	NHS		NHS (planned)
	IC (Intermodal)		IC (planned)
	non NHS		non NHS (planned)
	Urban(ized) Area		Other Urban Areas

0 0.02 0.04 0.08 0.12 0.16 Miles



WISDOT BUREAU OF PLANNING AND ECONOMIC DEVELOPMENT
 PDF CREATED DATE: 06/27/2016
 FHWA APPROVAL DATE: 05/04/2016



SUPERIOR (PORT #1)