



WisDOT Field
Welding Library
User Guide

02/2019

TABLE OF CONTENTS

CONTENTS

Accessing the Field Welding Drop-Off Library	2
Roles and Permissions	3
Project Managers – Permission Level 1	3
Quality Assurance Inspectors – Permission Level 2.....	3
Contractors – Permission Level 3.....	3
Fabricators – Permission Level 4.....	3
Navigation	4
Uploading a File	5
Viewing Uploaded Forms.....	7
Contacts	8

ACCESSING THE FIELD WELDING DROP-OFF LIBRARY

Visit the Fabrication and QA Inspection Unit's website: <http://wisconsindot.gov/Pages/doing-bus/eng-consultants/cnslt-rsrcs/strct/fab-sharepoint.aspx>

Fabrication & Quality Assurance SharePoint Document Library

- Bureau of Structures
- Design & Construction
- Maintenance & Inspection
- Fabrication & Quality Assurance
- Manuals & HSI Quick Links
- Research & Outreach

Fabrication & Quality Assurance

Policy Memos | **Fabrication & Field Welding Library** | Fabrication Contacts

WisDOT SharePoint Libraries

- Fabrication Library
- Field Welding Library** [Link to WisDOT Field Welding Drop-Off Library](#)

Access Application Form for NEW USERS

Access for New Users
Complete the [Access Request Form](#) and email to DOTDLStructuresFabrication@dot.wi.gov

Manuals & Training Videos

Description	Revision Date
Submission Standards: WisDOT Fabrication & Field Welding Library	
User Guide: WisDOT Fabrication Library	
User Guide: WisDOT Field Welding Library	

Contact Kristin Revello for questions about this page.

You can always **Google** the library too

Google wisdot field welding library

All Maps News Shopping Images More Settings Tools

About 6,760 results (0.47 seconds)

[PDF] WisDOT Fabrication Document Library - Wisconsin Department of ...
wisconsindot.gov/dtsdManuals/strct/fabrication/spfl-usr-gd.pdf
Apr 1, 2018 - ACCESSING THE FABRICATION LIBRARY : Contribute to all Fabricator Folders & Field Welding Drop-off Library. This group includes all ...

Fabrication & Quality Assurance SharePoint Document Library
wisconsindot.gov/Pages/doing-bus/eng-consultants/cnslt.../fab-sharepoint.aspx
Description, Revised. Fabrication Library Submissions Standards. Fabrication Library - User Guide, 04/18. **Field Welding Forms Drop-Off Library - User Guide** ...
You've visited this page many times. Last visit: 4/4/18

[PDF] Field Welding Process - Wisconsin Department of Transportation
wisconsindot.gov/dtsdManuals/strct/fabrication/2018-04-18-fld-wld-memo.pdf
Apr 18, 2018 - This memorandum describes the Wisconsin Department of ... Library. To request access to the Field Welding "Drop Off" Library, please contact.

ROLES AND PERMISSIONS

Project Managers – Permission Level 1

Contribute to Field Welding Drop-off Library and Field Welding Forms Archive Library

This group includes all WisDOT and Consultant project managers and resident engineers overseeing the project. Members can upload, view and download field welding forms. Members can also set their own notification alerts. This step is optional.

Quality Assurance Inspectors – Permission Level 2

No Access to Field Welding Drop-Off Library

Contractors – Permission Level 3

Contribute to Field Welding Drop-off Library

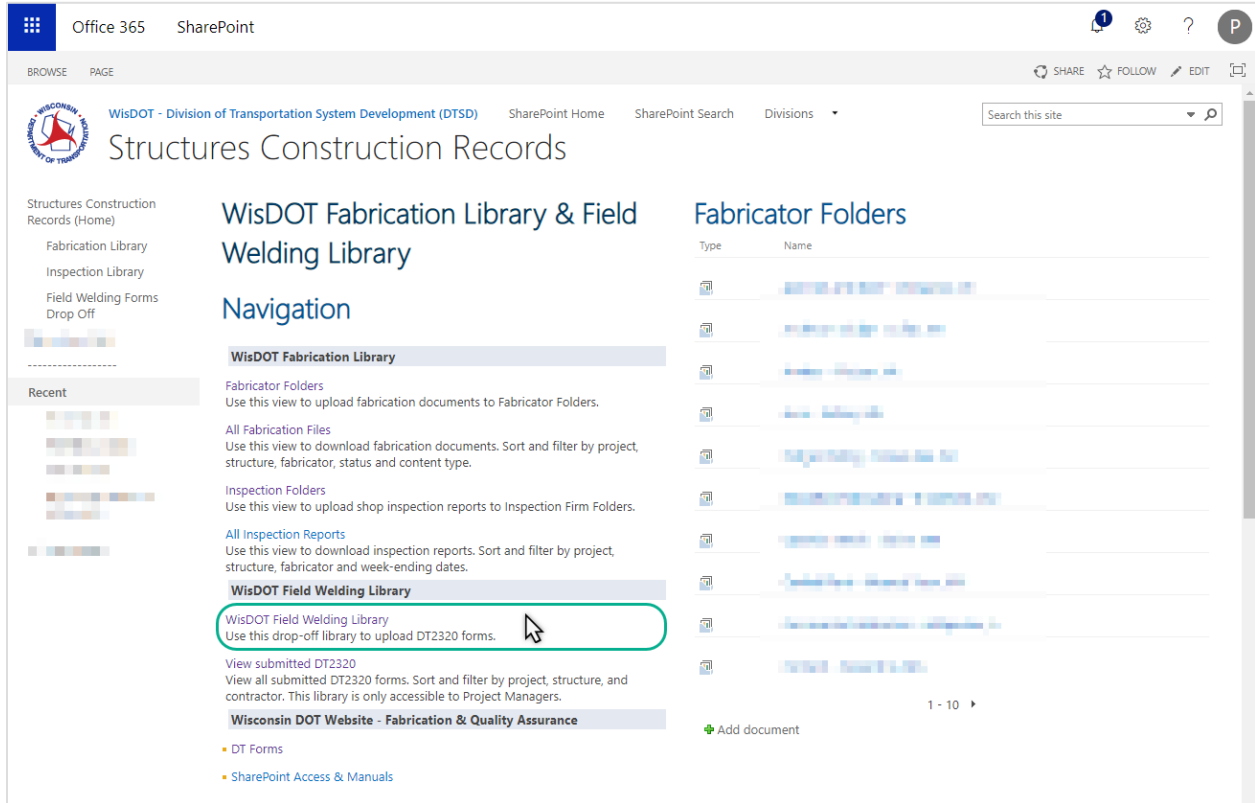
This group includes all contractors performing construction, fabrication and erection work for the Wisconsin Department of Transportation. Members of this group may upload field welding forms DT2320 and DT2337.

Fabricators – Permission Level 4

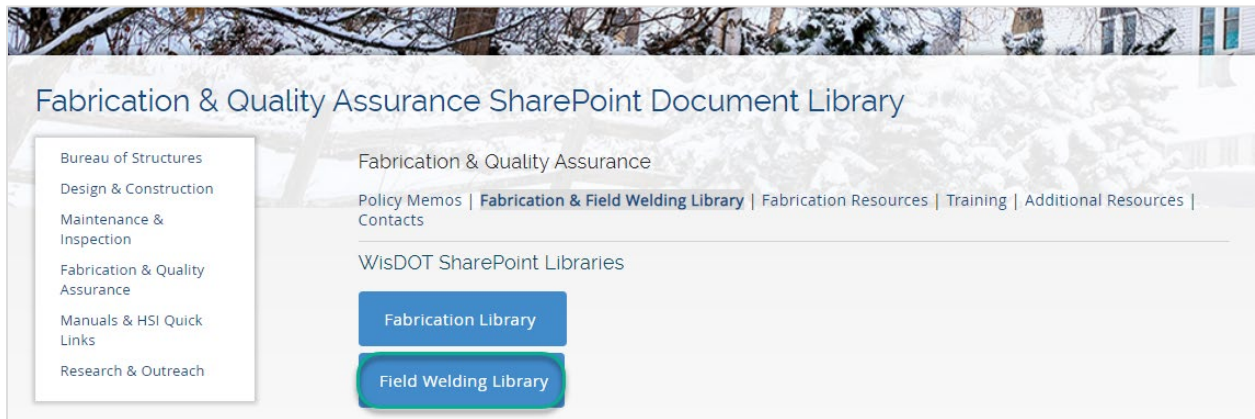
No Access to Field Welding Drop-Off Library

NAVIGATION

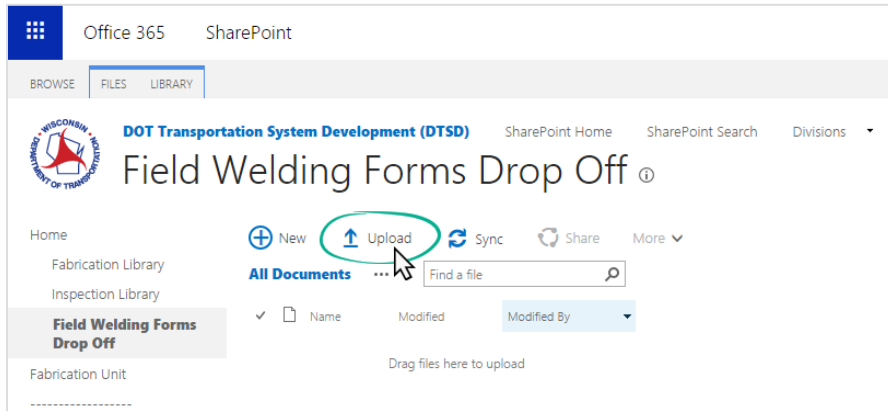
If accessing the Field Welding Drop-Off Library through the Fabrication Library (Structures Construction Records) Home Page, **click WisDOT Field Welding Library**.



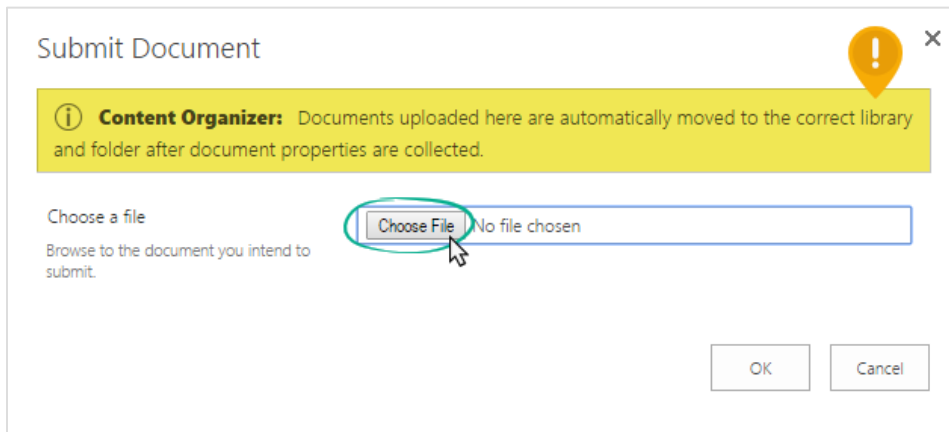
If accessing the Field Welding Drop-Off Library from the WisDOT Internet page, click the **Field Welding Drop-Off Library** button.



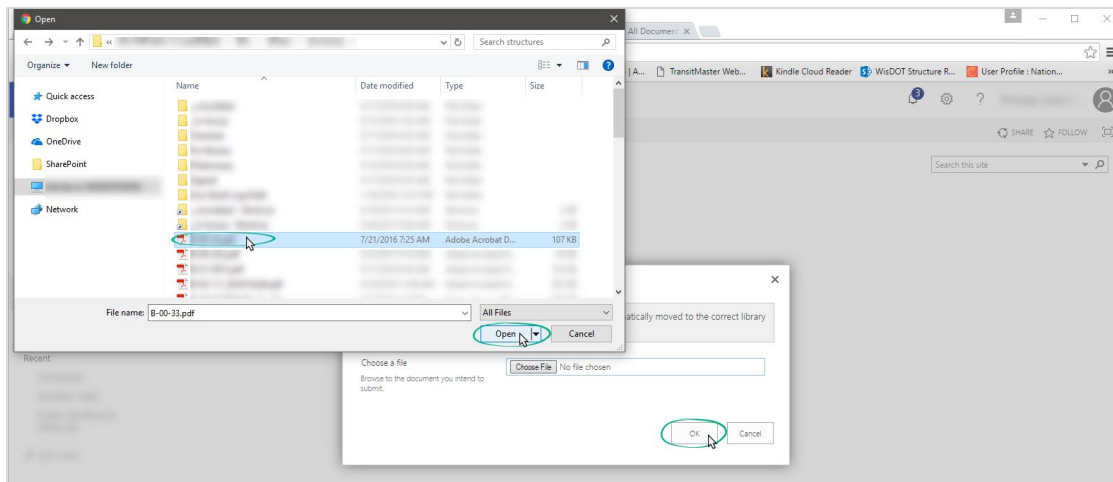
1) Select **Upload**, to upload a file.



2) To select your file, click **Choose File**.



3) Select the file from your computer. Then click **OK**.



- 4) Wait for the window shown below to pop-up. **Choose the content type** and fill out the information. Once all information is filled in, click **Submit**. The file will be moved to the Field Welding Forms Archive Library where only project managers will have access to the files.

Submit Document

EDIT

Check In Cancel Paste Clipboard Cut Copy Delete Item

Content Organizer: This document will be automatically moved to the correct library and folder after required properties are filled out.

Submit Cancel

Content Type DT2337 Contractor's Field Welding Plan

Name * DT2337 Contractor's Field Welding Plan .pdf

Title

Contractor * Concrete Structures, Inc.

Submit Cancel

Submit Document

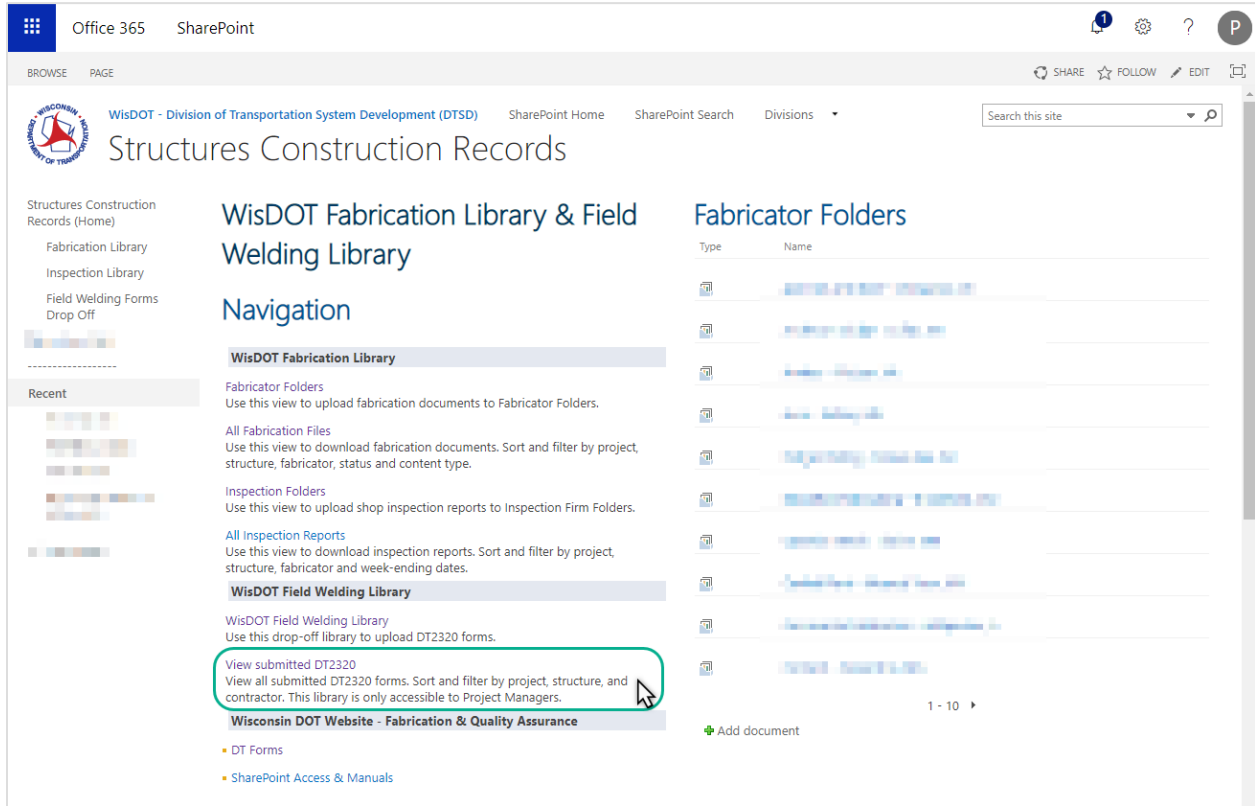
Saved to final location

The document was submitted successfully and saved to its final location.

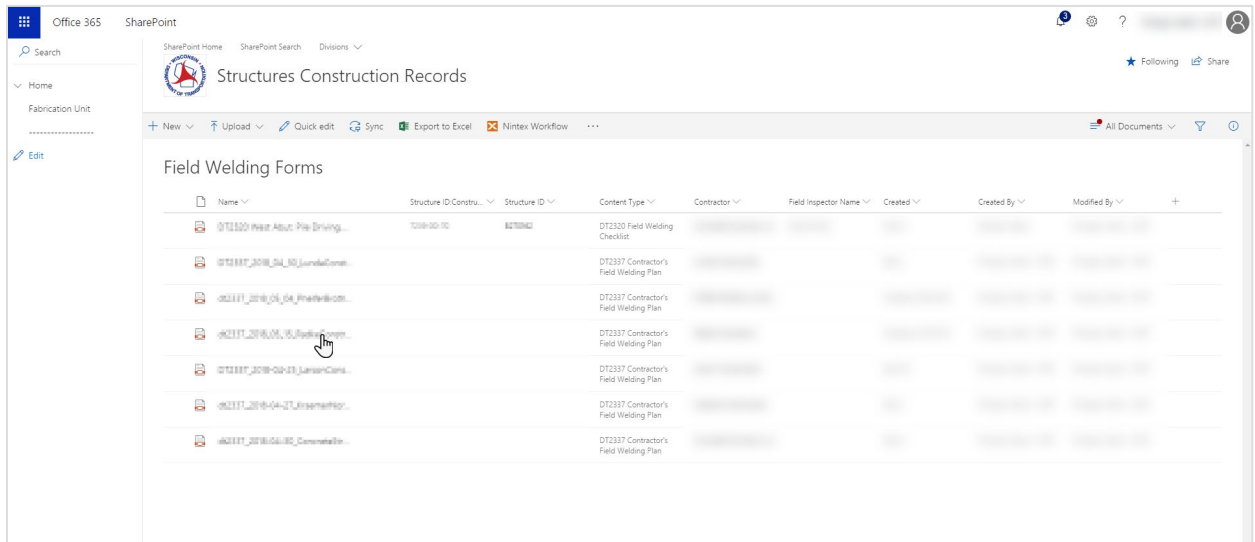
Use this URL to find or request access to the document: <https://wigov.sharepoint.com/sites/dot-dtsd/scr/Field Welding Forms/...>

OK

- 1) From the Fabrication Library (Structure Construction Records) Home Page, **select View submitted DT2320.**



- 2) Select the file name to view. Project Managers may upload forms through this view as well.



CONTACTS

For assistance contact the Structures Fabrication Unit at: dotdstructuresfabrication@dot.wi.gov

You may call: Carla Principe @ 608-261-6110

Kristin Revello @ 608-266-5090

Brandan Burger @ 608-267-4019