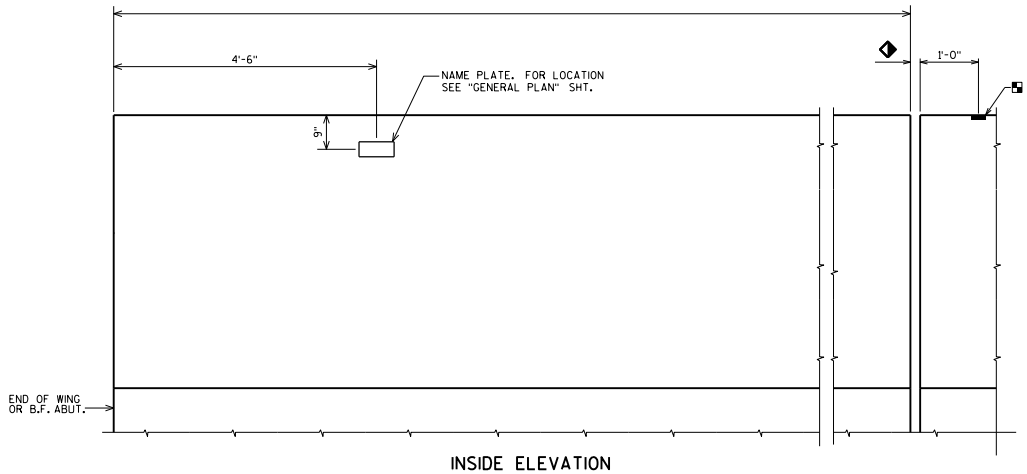

INSIDE ELEVATION

ROADWAY OPENING OR 2½" MIN. FOR EXPANSION JOINT. USE ½" OPENING WITH FILLER FOR A1 ABUTMENTS

BENCHMARK (WHEN SUPPLIED). AVOID PLACING BELOW A RAIL OR FENCE SYSTEM THAT IS ATTACHED TO THE TOP OF THE PARAPET.

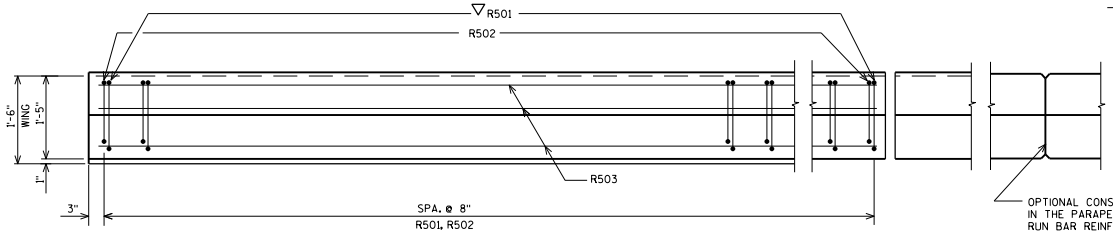

PLAN

OPTIONAL CONSTRUCTION JOINTS IN THE PARAPETS MAY BE USED. RUN BAR REINF. THRU THE JOINT. LAP LONGIT. BARS A MIN. OF 1'-9". MIN. JOINT SPACING OF 80'-0". DEFINE CONST. JOINT WITH A ¾" - 'V' GROOVE.

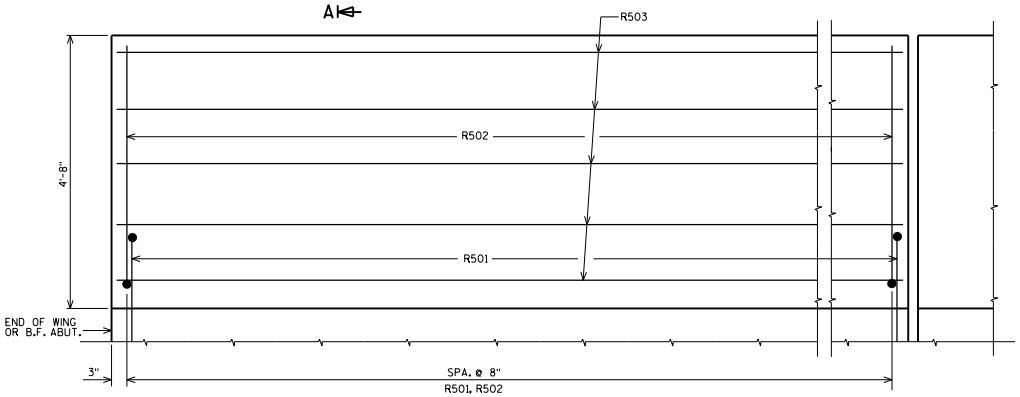

OUTSIDE ELEVATION

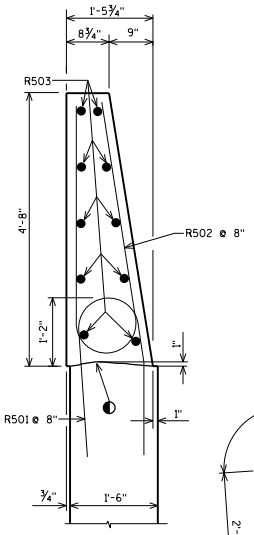

SECTION A

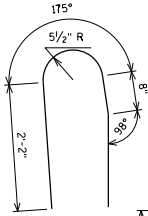

R501

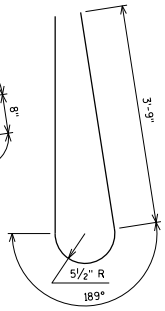

R502

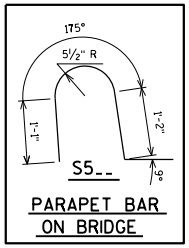

PARAPET BAR ON BRIDGE

BILL OF BARS

FOR ABUTMENT PARAPETS

BAR MARK	COAT	ABUT.	ABUT.	LENGTH	BENT	LOCATION
R501	X			5-11	X	PARAPET-VERT.
R502	X			9-1	X	PARAPET-VERT.
R503	X					PARAPET HORIZ.
S5__	X			4-6	X	PARAPET-VERT.

DESIGNER NOTES

THE '56SS' PARAPET IS ONLY TO BE USED IF A 'TYPE S56' SINGLE SLOPE CONCRETE ROADWAY BARRIER ADJOINS THE END OF THE '56SS' PARAPET.

USE A 1'-6" WING WIDTH FOR WINGS PARALLEL TO THE ROADWAY.

AREA = 5.16 SF
WEIGHT = 774 LB/FT

CONST. JOINT - STRIKE OFF AS SHOWN.

R501 BARS TO BE TIED TO WING STEEL BEFORE WING IS POURED.

DESIGNER MAY ELECT TO USE A R501 BAR IN LIEU OF A S5__ BAR ADJACENT TO THE PAVING NOTCH ON TYPE A1 ABUTMENTS.

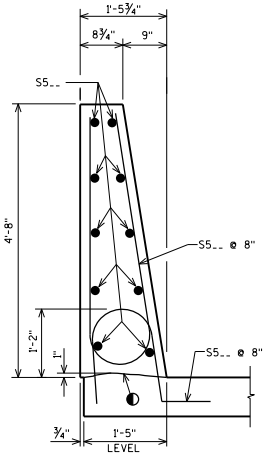

SECTION THRU PARAPET ON BRIDGE

SINGLE SLOPE PARAPET 56SS

BUREAU OF STRUCTURES

APPROVED: Laura Shadewald

DATE: 7-19

STANDARD 30.33