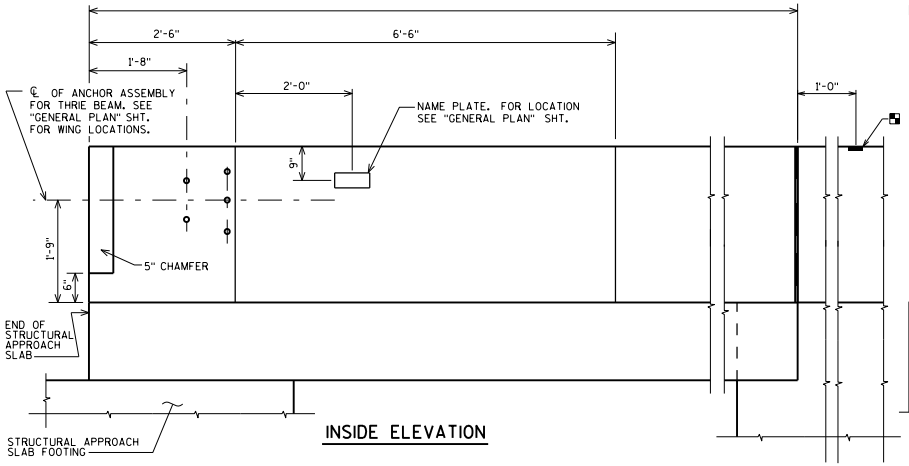

INSIDE ELEVATION

BENCHMARK (WHEN SUPPLIED). AVOID PLACING BELOW A RAIL OR FENCE SYSTEM THAT IS ATTACHED TO THE TOP OF THE PARAPET.

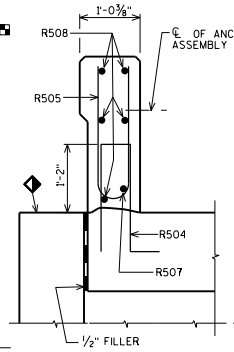

SECTION A

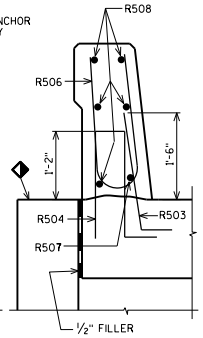

SECTION B

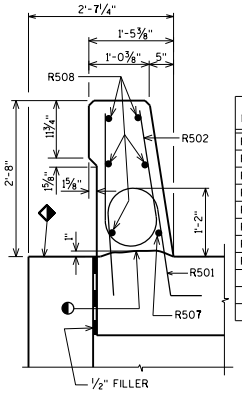

SECTION C

BILL OF BARS

FOR STRUCTURAL APPROACH SLAB PARAPETS

BAR MARK	COAT	ABUT.	ABUT.	LENGTH	BENT	LOCATION
R501	X			4-5	X	PARAPET-VERT.
R502	X			5-0	X	PARAPET-VERT.
R503	X			2-9	X	PARAPET-VERT.
R504	X			4-4	X	PARAPET-VERT.
R505	X			4-9	X	PARAPET-VERT.
R506	X			4-10	X	PARAPET-VERT.
R507	X				X	PARAPET-HORIZ.
R508	X					PARAPET-HORIZ.

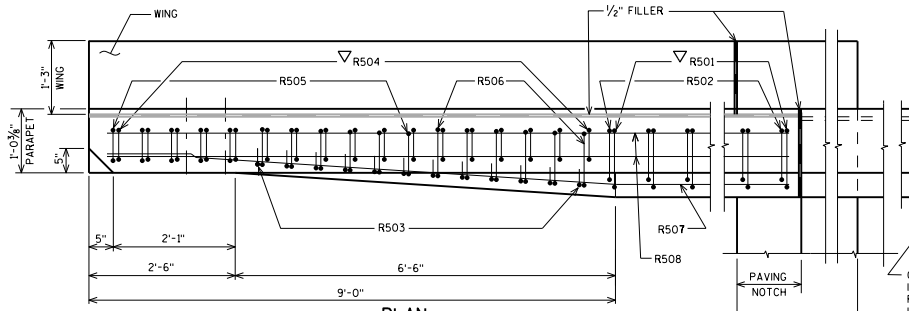

PLAN

OPTIONAL CONSTRUCTION JOINTS IN THE PARAPETS MAY BE USED. RUN BAR REINF. THRU THE JOINT. LAP LONGIT. BARS A MIN. OF 1'-9". MIN. JOINT SPACING OF 80'-0". DEFINE CONST. JOINT WITH A ¾" - 'V' GROOVE.

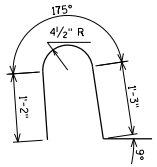

R501

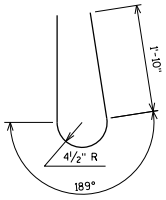

R502

R503

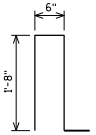

R504

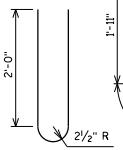

R505

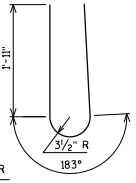

R506

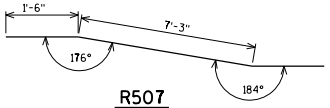

R507

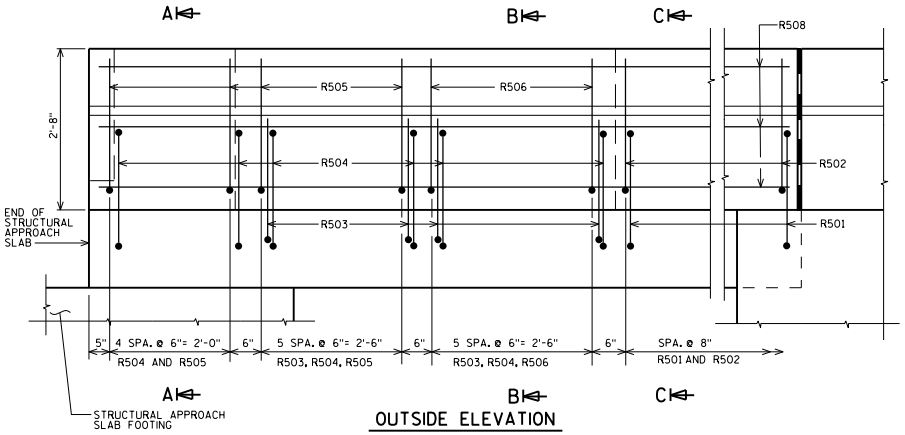

OUTSIDE ELEVATION

(WING NOT SHOWN FOR CLARITY)

DESIGNER NOTES

SEE STRUCTURAL APPROACH SLAB STANDARDS 12.10 AND 12.11 FOR APPROACH SLAB INFORMATION.

A1 ABUT. SHOWN. SEE STANDARD 12.12 FOR A3 ABUT. DETAILS.

SEE STANDARD 30.30 FOR DETAILS OF 32SS PARAPET ON BRIDGE.

AREA = 3.09 SF
WEIGHT = 464 LB/FT

◐ CONST. JOINT - STRIKE OFF AS SHOWN.

◆ SLOPE FOR DRAINAGE

▽ R501 AND R504 BARS TO BE TIED TO STRUCTURAL APPROACH SLAB STEEL BEFORE STRUCTURAL APPROACH SLAB IS POURED.

SINGLE SLOPE PARAPET 32SS WITH STRUCTURAL APPROACH SLAB

BUREAU OF STRUCTURES

APPROVED: Laura Shadewald

DATE: 7-19