

▲ "PIGMENTED SURFACE SEALER RESEAL" LIMITS
 ■ "PROTECTIVE SURFACE TREATMENT RESEAL" LIMITS

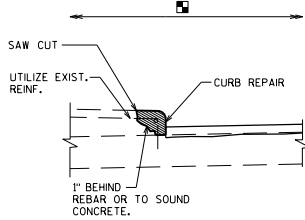
PARAPET REPAIR DETAIL

502.3215	PROTECTIVE SURFACE TREATMENT RESEAL	SY
502.3205	PIGMENTED SURFACE SEALER RESEAL	SY
509.1500	CONCRETE SURFACE REPAIR	SF

NOTES

PROTECTIVE SURFACE TREATMENT RESEAL SHALL BE APPLIED TO THE (INSERT LOCATIONS). SURFACE PREPARATION IS INCLUDED IN THE BID ITEM "PROTECTIVE SURFACE TREATMENT RESEAL"

PIGMENTED SURFACE SEALER RESEAL SHALL BE APPLIED TO THE (INSERT LOCATIONS). SURFACE PREPARATION IS INCLUDED IN THE BID ITEM "PIGMENTED SURFACE SEALER RESEAL"



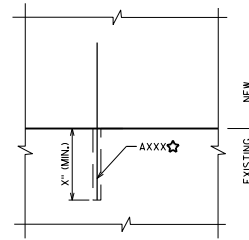
CURB REPAIR DETAIL

502.3215	PROTECTIVE SURFACE TREATMENT RESEAL	SY
509.1200	CURB REPAIR	LF

DESIGNER NOTES

DETAILS MAY BE SHOWN ON PLANS IF NECESSARY FOR CLARITY.
 INCLUDE APPLICABLE CONCRETE MASONRY BID ITEM TO FILL REPAIRS.
 REFER TO STANDARD 17.02 FOR TYPICAL SEALING LOCATIONS.

THE "RESEAL" QUANTITY SHOULD INCLUDE THE REPAIRED CONCRETE SURFACES. FOR EXAMPLE, "PIGMENTED SURFACE SEALER RESEAL" SHOULD BE APPLIED TO THE EXISTING AND REPAIRED PARAPET SURFACES, AS SHOWN.



NOTE

ADHESIVE ANCHORS SHALL CONFORM TO SECTION 502.2.12 OF THE STANDARD SPECIFICATIONS. (PROVIDE NOTE WHEN THE ADHESIVE ANCHOR BID ITEM IS NOT USED, BUT ARE ALLOWED AS AN ALTERNATIVE ANCHORAGE)

☆ (CHOOSE ONE OF THE FOLLOWING AND PLACE ON PLAN)

ADHESIVE ANCHORS X/X-INCH. EMBED X" IN CONCRETE.

ADHESIVE ANCHORS NO. X BAR. EMBED X" IN CONCRETE.

ADHESIVE ANCHORS X/X-INCH. EMBED X" IN CONCRETE. ANCHORS SHALL BE APPROVED FOR USE IN CRACKED CONCRETE.

ADHESIVE ANCHORS NO. X BAR. EMBED X" IN CONCRETE. ANCHORS SHALL BE APPROVED FOR USE IN CRACKED CONCRETE.

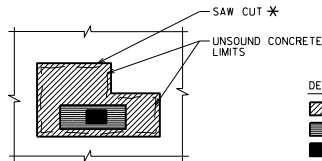
ANCHOR DETAIL (EXAMPLE)

502.41..	ADHESIVE ANCHORS	..-INCH	EACH
502.42..	ADHESIVE ANCHORS	NO. .BAR	EACH
505.0605	BAR STEEL REINFORCEMENT HS	COATED STRUCTURES	LB

DESIGNER NOTES

THE DESIGN ENGINEER SHALL PROVIDE ANCHOR DETAILS AS NEEDED. PLANS SHALL INCLUDE ANCHOR "NOTES" WHEN ADHESIVE ANCHORS ARE USED.

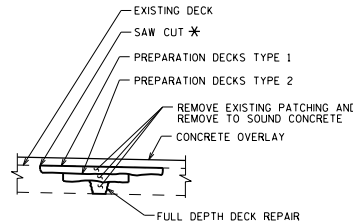
ANCHOR DETAIL EXAMPLE APPLICABLE FOR ADHESIVE ANCHORS LOCATED IN UNCRACKED CONCRETE. SEE CHAPTER 40.16 FOR ADDITIONAL GUIDANCE.



DECK REPAIR DETAIL - PLAN

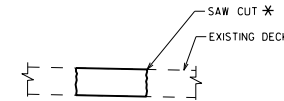
FOR DESIGNER INFORMATION ONLY (DO NOT PLACE ON PLANS)

509.0301	PREPARATION DECKS TYPE 1	SY
509.0302	PREPARATION DECKS TYPE 2	SY
*509.0310.S	SAWING PAVEMENT DECK PREPARATION AREAS	LF
509.2000	FULL-DEPTH DECK REPAIR	SY
▲509.2500	CONCRETE MASONRY OVERLAY DECKS	CY



DECK REPAIR DETAIL - SECTION

FOR DESIGNER INFORMATION ONLY (DO NOT PLACE ON PLANS)



FULL-DEPTH DECK REPAIR DETAIL

FOR DESIGNER INFORMATION ONLY (DO NOT PLACE ON PLANS)

*509.0310.S	SAWING PAVEMENT DECK PREPARATION AREAS	LF
509.2000	FULL-DEPTH DECK REPAIR	SY
▲509.2500	CONCRETE MASONRY OVERLAY DECKS	CY

DESIGNER NOTES

DETAILS APPLICABLE TO ALL OVERLAY METHODS AND DECK REPAIRS WITHOUT OVERLAYS.

* "SAWING PAVEMENT DECK PREPARATION AREAS" NOT REQUIRED FOR CONCRETE OVERLAYS.

▲ USE "CONCRETE MASONRY DECK REPAIR" (509.2100.S) FOR DECK REPAIRS UNDER POLYMER, ASPHALTIC, OR POLYMER MOD. ASPHALTIC OVERLAYS. USE "CONCRETE MASONRY DECK REPAIR" FOR DECK REPAIRS WITHOUT OVERLAYS.

RESTRICTIONS ON REMOVAL ITEMS SHALL BE PLACED ON THE PLANS TO PREVENT DAMAGE TO REINFORCING STEEL.

CONCRETE REPAIR DETAILS

BUREAU OF STRUCTURES

DATE:
APPROVED: *Laura Shadewald* 7-23