



Wisconsin Department of Transportation

March 3, 2016

Division of Transportation Systems Development

Bureau of Project Development
 4802 Sheboygan Avenue, Rm 601
 P O Box 7916
 Madison, WI 53707-7916

Telephone: (608) 266-1631
 Facsimile (FAX): (608) 266-8459

NOTICE TO ALL CONTRACTORS:

Proposal #05: 3700-10-91
Beloit – Janesville
USH 51 & CTH Q Intersection
USH 51
Rock County

Letting of March 8, 2016

This is Addendum No. 01, which provides for the following:

Special Provisions

Added Special Provisions	
Article No.	Description
14	QMP Base Aggregate

Schedule of Items

Revised Bid Item Quantities					
Bid Item	Item Description	Unit	Old Quantity	Revised Quantity	Proposal Total
204.0100	Removing Pavement	SY	156	-39	117
690.0250	Sawing Concrete	LF	576	-144	432

Added Bid Item Quantities					
Bid Item	Item Description	Unit	Old Quantity	Revised Quantity	Proposal Total
305.0110	Base Aggregate Dense 3/4-Inch	TON	0	19	19
465.0105	Asphaltic Surface	TON	0	40	40

Deleted Bid Item Quantities					
Bid Item	Item Description	Unit	Old Quantity	Revised Quantity	Proposal Total
415.1100	Concrete Pavement HES 10-Inch	SY	156	-156	0

Plan Sheets

Revised Plan Sheets	
Plan Sheet	Plan Sheet Title (brief description of changes to sheet)
10	Traffic Signal Plan – Revised note.
19	Miscellaneous Quantities – Revised the pavement structure.

Added Plan Sheets	
Plan Sheet	Plan Sheet Title (brief description of why sheet was added)
2A	Typical Section – Added to show the existing pavement structure.
2B	Construction Detail – Added to show the proposed pavement structure.

The responsibility for notifying potential subcontractors and suppliers of these changes remains with the prime contractor.

Sincerely,

Mike Coleman

Proposal Development Specialist
Proposal Management Section

ADDENDUM NO. 01

3700-10-91

March 3, 2016

Special Provisions

14. QMP Base Aggregate

A Description

A.1 General

- (1) This special provision describes contractor quality control (QC) sampling and testing for base aggregates, documenting those test results, and documenting related production and placement process changes. This special provision also describes department quality verification (QV), independent assurance (IA), and dispute resolution.
- (2) Conform to standard spec 301, standard spec 305, and standard spec 310 as modified here in this special provision. Apply this special provision to material placed under all of the Base Aggregate Dense and Base Aggregate Open Graded bid items, except do not apply this special provision to material classified as reclaimed asphaltic pavement placed under the Base Aggregate Dense bid items.
- (3) Do not apply this special provision to material placed under the Aggregate Detours, Salvaged Asphaltic Pavement Base, Breaker Run, Select Crushed, Pit Run, Subbase, or Riprap bid items.
- (4) Provide and maintain a quality control program, defined as all activities related to and documentation of the following:
 1. Production and placement control and inspection.
 2. Material sampling and testing.
- (5) Chapter 8 of the department's construction and materials manual (CMM) provides additional detailed guidance for QMP work and describes required sampling and testing procedures. The contractor may obtain the CMM from the department's web site at:

<http://roadwaystandards.dot.wi.gov/standards/cmm/index.htm>

A.2 Contractor Testing for Small Quantities

- (1) The department defines a small quantity, for each individual Base Aggregate bid item, as a plan quantity of 9000 tons or less of material as shown in the schedule of items under that bid item.
- (2) The requirements under this special provision apply equally to a small quantity for an individual bid item except as follows:
 1. The contractor need not submit a full quality control plan but shall provide an organizational chart to the engineer including names, telephone numbers, and current certifications of all persons involved in the quality control program for material under affected bid items.
 2. Divide the aggregate into uniformly sized sublots for testing as follows:

Plan Quantity	Minimum Required Testing
≤ 1500 tons	One test from production, load-out, or placement at the contractor's option ^[1]
> 1500 tons and ≤ 6000 tons	Two tests of the same type, either from production, load-out, or placement at the contractor's option ^[1]
> 6000 tons and ≤ 9000 tons	Three placement tests ^{[2] [3]}

^[1] If using production tests for acceptance, submit test results to the engineer for review prior to incorporating the material into the work. Production test results are valid for a period of 3 years.

- [2] For 3-inch material, obtain samples at load-out.
 - [3] If the actual quantity overruns 9000 tons, create overrun sublots to test at a rate of one additional placement test for each 3000 tons, or fraction of 3000 tons, of overrun.
 - 3. No control charts are required. Submit aggregate load-out and placement test results to the engineer within one business day of obtaining the sample. Assure that all properties are within the limits specified for each test.
 - 4. Department verification testing is optional for quantities of 6000 tons or less.
- (3) Material represented by a subplot with any property outside the specification limits is nonconforming. The department may reject material or otherwise determine the final disposition of nonconforming material as specified in standard spec 106.5.

B Materials

B.1 Quality Control Plan

- (1) Submit a comprehensive written quality control plan to the engineer at or before the pre-construction meeting. Do not place base before the engineer reviews and comments on the plan. Construct the project as that plan provides.
- (2) Do not change the quality control plan without the engineer’s review. Update the plan with changes as they become effective. Provide a current copy of the plan to the engineer and post in each of the contractor’s laboratories as changes are adopted. Ensure that the plan provides the following elements:
 - 1. An organizational chart with names, telephone numbers, current certifications and/or titles, and roles and responsibilities of QC personnel.
 - 2. The process used to disseminate QC information and corrective action efforts to the appropriate persons. Include a list of recipients, the communication means that will be used, and action time frames.
 - 3. A list of source and processing locations, section and quarter descriptions, for all aggregate materials requiring QC testing.
 - 4. Test results for wear, sodium sulfate soundness, freeze/thaw soundness, and plasticity index of all aggregates requiring QC testing. Obtain this information from the region materials unit or from the engineer.
 - 5. Descriptions of stockpiling and hauling methods.
 - 6. Locations of the QC laboratory, retained sample storage, and where control charts and other documentation is posted.
 - 7. An outline for resolving a process control problem. Include responsible personnel, required documentation, and appropriate communication steps.

B.2 Personnel

- (1) Have personnel certified under the department’s highway technician certification program (HTCP) perform sampling, testing, and documentation as follows:

Required Certification Level:	Sampling or Testing Roles:
Aggregate Technician IPP Aggregate Sampling Technician Aggregate Assistant Certified Technician (ACT-AGG)	Aggregate Sampling ^[1]
Aggregate Technician IPP Aggregate Assistant Certified Technician (ACT-AGG)	Aggregate Gradation Testing, Aggregate Fractured Particle Testing, Aggregate Liquid Limit and Plasticity Index Testing

^[1] Plant personnel under the direct observation of an aggregate technician certified at level one or higher may operate equipment to obtain samples.

- (2) A certified technician must coordinate and take responsibility for the work an ACT performs. Have a certified technician ensure that all sampling and testing is performed correctly, analyze test results, and post resulting data. No more than one ACT can work under a single certified technician.

B.3 Laboratory

- (1) Perform QC testing at a department-qualified laboratory. Obtain information on the Wisconsin laboratory qualification program from:

Materials Management Section
3502 Kinsman Blvd.
Madison, WI 53704
Telephone: 608-246-5388

<http://www.dot.state.wi.us/business/engrserv/lab-qualification.htm>

B.4 Quality Control Documentation

B.4.1 General

- (1) Submit base aggregate placement documentation to the engineer within 10 business days after completing base placement. Ensure that the submittal is complete, neatly organized, and includes applicable project records and control charts.

B.4.2 Records

- (1) Document all placement observations, inspection records, and control adjustments daily in a permanent field record. Also include all test results in the project records. Provide test results to the engineer within 6 hours after obtaining a sample. For 3-inch base, extend this 6-hour limit to 24 hours. Post or distribute tabulated results using a method mutually agreeable to the engineer and contractor.

B.4.3 Control Charts

- (1) Plot gradation and fracture on the appropriate control chart as soon as test results are available. Format control charts according to CMM 8.30. Include the project number on base placement control charts. Maintain separate control charts for each base aggregate size, source or classification, and type.
- (2) Provide control charts to the engineer within 6 hours after obtaining a sample. For 3-inch base, extend this 6-hour limit to 24 hours. Post or distribute charts using a method mutually agreeable to the engineer and contractor. Update control charts daily to include the following:
 1. Contractor individual QC tests.
 2. Department QV tests.
 3. Department IA tests.
 4. Four-point running average of the QC tests.
- (3) Except as specified under B.8.2.1 for nonconforming QV tests, include only QC tests in the running average. The contractor may plot process control or informational tests on control charts, but do not include these tests, conforming QV tests, or IA tests in the running average.

B.5 Contractor Testing

- (1) Test gradation, fracture, liquid limit and plasticity index during placement for each base aggregate size, source or classification, and type.
- (2) Test gradation once per 3000 tons of material placed. Determine random sample locations and provide those sample locations to the engineer. Obtain samples after the material has been bladed, mixed, and shaped but before compacting; except collect 3-inch samples from the stockpile at load-out. Do not sample from material used to maintain local traffic or from areas of temporary base that will not have an overlying pavement. On days when placing only material

used to maintain local traffic or only temporary base that will not have an overlying pavement, no placement testing is required.

- (3) Split each contractor QC sample and identify it according to CMM 8.30. Retain the split for 7 calendar days in a dry, protected location. If requested for department comparison testing, deliver the split to the engineer within one business day.
- (4) The engineer may require additional sampling and testing to evaluate suspect material or the technician's sampling and testing procedures.
- (5) Test fracture for each gradation test until the fracture running average is above the lower warning limit. Subsequently, the contractor may reduce the frequency to one test per 10 gradation tests if the fracture running average remains above the warning limit.
- (6) Test the liquid limit and plasticity index for the first gradation test. Subsequently, test the liquid limit and plasticity index a minimum of once per 10 gradation tests.

B.6 Test Methods

B.6.1 Gradation

- (1) Test gradation using a washed analysis conforming to the following as modified in CMM 8.60:
Gradation AASHTO T 27
Material finer than the No. 200 sieve AASHTO T 11
- (2) For 3-inch base, if 3 consecutive running average points for the percent passing the No. 200 sieve are 8.5 percent or less, the contractor may use an unwashed analysis. Wash at least one sample out of 10. If a single running average for the percent passing the No. 200 sieve exceeds 8.5 percent, resume washed analyses until 3 consecutive running average points are again 8.5 percent passing or less.
- (3) Maintain a separate control chart for each sieve size specified in standard spec 305 or standard spec 310 for each base aggregate size, source or classification, and type. Set control and warning limits based on the standard specification gradation limits as follows:
 1. Control limits are at the upper and lower specification limits.
 2. There are no upper warning limits for sieves allowing 100 percent passing and no lower control limits for sieves allowing 0 percent passing.
 3. Dense graded warning limits, except for the No. 200 sieve, are 2 percent within the upper and lower control limits. Warning limits for the No. 200 sieve are set 0.5 percent within the upper and lower control limits.
 4. Open graded warning limits for the 1-inch, 3/8-inch, and No. 4 sieves are 2 percent within the upper and lower control limits. Upper warning limits for the No. 10, No. 40, and No. 200 sieves are 1 percent inside the upper control limit.

B.6.2 Fracture

- (1) Test fracture conforming to CMM 8.60. The engineer will waive fractured particle testing on quarried stone.
- (2) Maintain a separate fracture control chart for each base aggregate size, source or classification, and type. Set the lower control limit at the contract specification limit, either specified in another special provision or in table 301-2 of standard spec 301.2.4.5. Set the lower warning limit 2 percent above the lower control limit. There are no upper limits.

B.6.3 Liquid Limit and Plasticity

- (1) Test the liquid limit and plasticity according to AASHTO T 89 and T 90.
- (2) Ensure the material conforms to the limits specified in standard spec table 301-2.

B.7 Corrective Action

B.7.1 General

- (1) Consider corrective action when the running average trends toward a warning limit. Take corrective action if an individual test exceeds the contract specification limit. Document all corrective actions both in the project records and on the appropriate control chart.

B.7.2 Placement Corrective Action

- (1) Do not blend additional material on the roadbed to correct gradation problems.
- (2) Notify the engineer whenever the running average exceeds a warning limit. When 2 consecutive running averages exceed a warning limit, the engineer and contractor will discuss appropriate corrective action. Perform the engineer's recommended corrective action and increase the testing frequency as follows:
 1. For gradation, increase the QC testing frequency to at least one randomly sampled test per 1000 tons placed.
 2. For fracture, increase the QC testing frequency to at least one test per gradation test.
- (3) If corrective action improves the property in question such that the running average after 4 additional tests is within the warning limits, the contractor may return to the testing frequency specified in B.5.3. If corrective action does not improve the property in question such that the running average after 4 additional individual tests is still in the warning band, repeat the steps outlined above starting with engineer notification.
- (4) If the running average exceeds a control limit, material starting from the first running average exceeding the control limit and ending at the first subsequent running average inside the control limit is nonconforming and subject to pay reduction.
- (5) For individual test results significantly outside the control limits, notify the engineer, stop placing base, and suspend other activities that may affect the area in question. The engineer and contractor will jointly review data, data reduction, and data analysis; evaluate sampling and testing procedures; and perform additional testing as required to determine the extent of potentially unacceptable material. The engineer may direct the contractor to remove and replace that material. Individual test results are significantly outside the control limits if meeting one or more of the following criteria:
 1. A gradation control limit for the No. 200 sieve is exceeded by more than 3.0 percent.
 2. A gradation control limit for any sieve, except the No. 200, is exceeded by more than 5.0 percent.
 3. The fracture control limit is exceeded by more than 10.0 percent.

B.8 Department Testing

B.8.1 General

- (1) The department will conduct verification testing to validate the quality of the product and independent assurance testing to evaluate the sampling and testing. The department will provide the contractor with a listing of names and telephone numbers of all QV and IA personnel for the project, and provide test results to the contractor within 2 business days after the department obtains the sample.

B.8.2 Verification Testing

B.8.2.1 General

- (1) The department will have an HTCP technician, or ACT working under a certified technician, perform QV sampling and testing. Department verification testing personnel must meet the same certification level requirements specified in B.2 for contractor testing personnel for each test result being verified. The department will notify the contractor before sampling so the contractor can observe QV sampling.

- (2) The department will conduct QV tests of each base aggregate size, source or classification, and type during placement conforming to the following:
 1. One non-random test on the first day of placement.
 2. At least one random test per 30,000 tons, or fraction of 30,000 tons, placed.
- (3) The department will sample randomly, at locations independent of the contractor's QC work, collecting one sample at each QV location. The department will collect QV samples after the material has been bladed, mixed, and shaped but before compacting; except, for 3-inch aggregates, the department will collect samples from the stockpile at load-out. The department will split each sample, test half for QV, and retain half.
- (4) The department will conduct QV tests in a separate laboratory and with separate equipment from the contractor's QC tests. The department will use the same methods specified for QC testing.
- (5) The department will assess QV results by comparing to the appropriate specification limits. If QV test results conform to the specification, the department will take no further action. If QV test results are nonconforming, add the QV to the QC test results as if it were an additional QC test.

B.8.3 Independent Assurance

- (1) Independence assurance is unbiased testing the department performs to evaluate the department's QV and the contractor's QC sampling and testing including personnel qualifications, procedures, and equipment. The department will perform an IA review according to the department's independent assurance program. That review may include one or more of the following:
 1. Split sample testing.
 2. Proficiency sample testing.
 3. Witnessing sampling and testing.
 4. Test equipment calibration checks.
 5. Reviewing required worksheets and control charts.
 6. Requesting that testing personnel perform additional sampling and testing.
- (2) If the department identifies a deficiency, and after further investigation confirms it, correct that deficiency. If the contractor does not correct or fails to cooperate in resolving identified deficiencies, the engineer may suspend placement until action is taken. Resolve disputes as specified in B.9.

B.9 Dispute Resolution

- (1) The engineer and contractor should make every effort to avoid conflict. If a dispute between some aspect of the contractor's and the engineer's testing program does occur, seek a solution mutually agreeable to the project personnel. The department and contractor may review the data, examine data reduction and analysis methods, evaluate sampling and testing procedures, and perform additional testing. Use ASTM E 178 to evaluate potential statistically outlying data.
- (2) Production test results, and results from other process control testing, may be considered when resolving a dispute.
- (3) If the project personnel cannot resolve a dispute, and the dispute affects payment or could result in incorporating non-conforming product, the department will use third party testing to resolve the dispute. The department's central office laboratory, or a mutually agreed on independent testing laboratory, will provide this testing. The engineer and contractor will abide by the results of the third party tests. The party in error will pay service charges incurred for testing by an independent laboratory. The department may use third party test results to evaluate the quality of questionable materials and determine the appropriate payment. The department may reject material or otherwise determine the final disposition of nonconforming material as specified in standard spec 106.5.

C (Vacant)

D (Vacant)

E Payment

- (1) Costs for all sampling, testing, and documentation required under this special provision are incidental to this work. If the contractor fails to perform the work required under this special provision, the department may reduce the contractor's pay. The department will administer pay reduction under the non-performance of QMP administrative item.
- (2) For material represented by a running average exceeding a control limit, the department will reduce pay by 10 percent of the contract price for the affected Base Aggregate bid items listed in subsection A. The department will administer pay reduction under the Nonconforming QMP Base Aggregate Gradation or Nonconforming QMP Base Aggregate Fracture Administrative items. The department will determine the quantity of nonconforming material as specified in B.7.2.

301-010 (20100709)

Schedule of Items

Attached, dated March 3, 2016, are the revised Schedule of Items Pages 1 – 5.

Plan Sheets

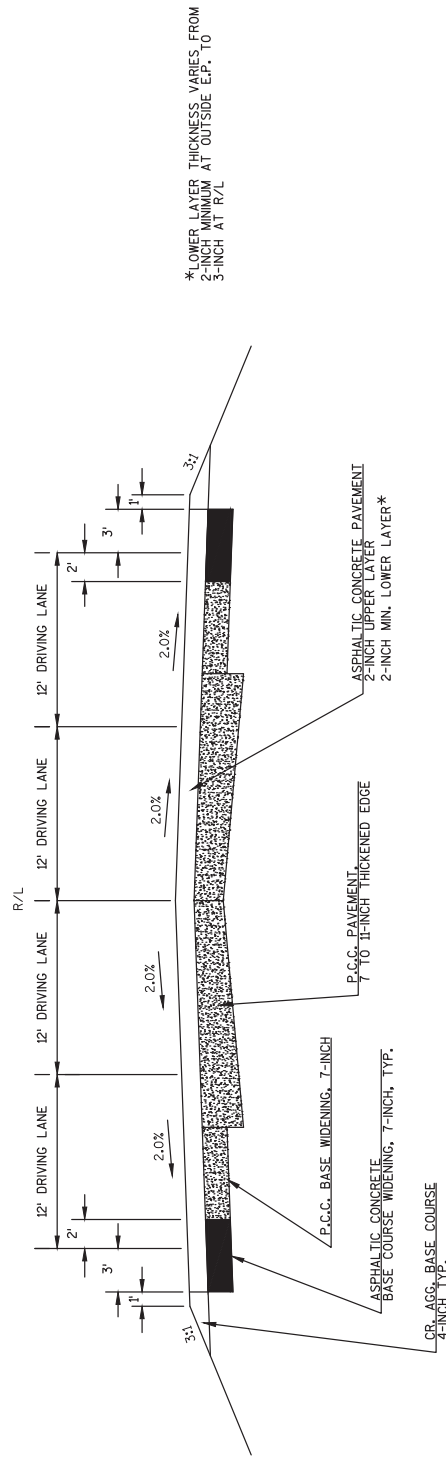
The following 8½ x 11-inch sheets are attached and made part of the plans for this proposal:

Revised: 10 and 19.

Added: 2A and 2B.

END OF ADDENDUM

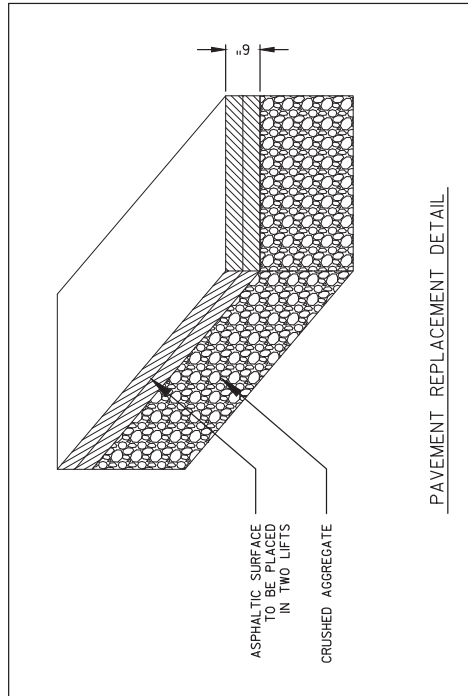
Addendum No. 01
 ID 3700-10-97
 Added Sheet 2A
 March 3, 2016

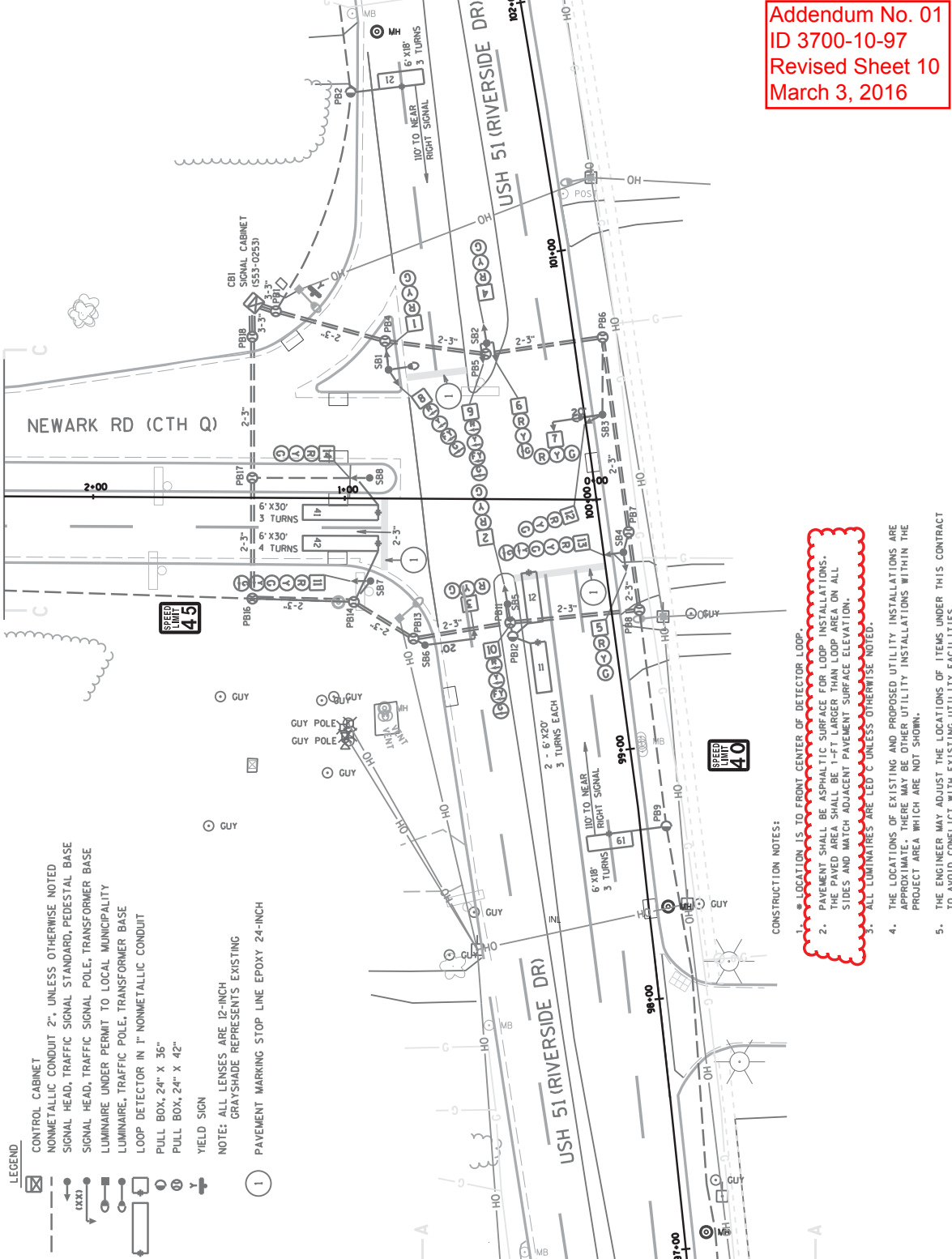


*LOWER LAYER THICKNESS VARIES FROM
 2-INCH MINIMUM AT OUTSIDE E.P. TO
 3-INCH AT R/L

TYPICAL EXISTING SECTION
 (AT CTH 0)

Addendum No. 01
ID 3700-10-97
Added Sheet 2B
March 3, 2016





- LEGEND**
- CONTROL CABINET
 - NONMETALLIC CONDUIT 2", UNLESS OTHERWISE NOTED
 - SIGNAL HEAD, TRAFFIC SIGNAL STANDARD, PEDESTAL BASE
 - SIGNAL HEAD, TRAFFIC SIGNAL POLE, TRANSFORMER BASE
 - LUMINAIRE UNDER PERMIT TO LOCAL MUNICIPALITY
 - LOOP DETECTOR IN 1" NONMETALLIC CONDUIT
 - PULL BOX, 24" X 36"
 - PULL BOX, 24" X 42"
 - YIELD SIGN
- NOTE:** ALL LENSES ARE 12-INCH
GRAYSHADE REPRESENTS EXISTING
PAVEMENT MARKING STOP LINE EPOXY 24-INCH

- CONSTRUCTION NOTES:**
1. LOCATION IS TO FRONT CENTER OF DETECTOR LOOP.
 2. PAVEMENT SHALL BE ASPHALTIC SURFACE FOR LOOP INSTALLATIONS. THE PAVED AREA SHALL BE 1'-FT LARGER THAN LOOP AREA ON ALL SIDES AND MATCH ADJACENT PAVEMENT SURFACE ELEVATION.
 3. ALL LUMINAIRES ARE LED C UNLESS OTHERWISE NOTED.
 4. THE LOCATIONS OF EXISTING AND PROPOSED UTILITY INSTALLATIONS ARE SHOWN. THERE ARE OTHER UTILITY INSTALLATIONS WITHIN THE PROJECT AREA WHICH ARE NOT SHOWN.
 5. THE ENGINEER MAY ADJUST THE LOCATIONS OF ITEMS UNDER THIS CONTRACT TO AVOID CONFLICT WITH EXISTING UTILITY FACILITIES.

Addendum No. 01
ID 3700-10-97
Revised Sheet 10
March 3, 2016

TRAFFIC CONTROL SIGNAL	USH 51 & CTH Q/NEWARK RD
	TOWN OF BELOIT
	ROCK COUNTY
SIGNAL NO. S53-0253	CONTROLLER TYPE: ASC/3
WISCONSIN DEPARTMENT OF TRANSPORTATION	
APPROVAL RECOMMENDED	
Date:	REGION TRAFFIC ENGINEER
APPROVED	
Date:	STATE TRAFFIC ENGINEER
REGION CONTACT: DESIGNED BY: TADJ	
REVISIONS: REVISED BY:	

USH 51 (RIVERSIDE DRIVE) & CTH Q
(NEWARK ROAD)
ROCK COUNTY

REINSTALL TRAFFIC SIGNAL ITEMS	
SPV 0105.03	1
REINSTALL TRAFFIC SIGNAL ITEMS	
L.S.	
LOCATION	USH 51 & CTH Q
TOTAL	1

PAVEMENT MARKING	
647.0576	67
PAVEMENT MARKING STOP LINE EPOXY 24-INCH	
L.F.	
LOCATION	USH 51 & CTH Q
TOTAL	67

CONCRETE PAVEMENT REPAIR AND REPLACEMENT									
204.0100	305.0110	415.1715	465.0105	690.0250					
PAVEMENT REMOVING	BASE CONCRETE	CONCRETE PAVEMENT REPAIR	ASPHALTIC SURFACE	SAWING CONCRETE					
DENSE 3/4-INCH	TON	S.Y.	TON	L.F.					
LOCATION	USH 51 & CTH Q	117	19	10	40	432			
TOTAL	117	19	10	40	432				

MOBILIZATION	
619.1000	1
MOBILIZATION EACH	
LOCATION	USH 51 & CTH Q
TOTAL	1

TRAFFIC CONTROL									
643.0100	643.0300	643.0420	643.0800	643.0900					
TRAFFIC CONTROL EACH	DRUMS	BARRICADES TYPE III	ARROW BOARDS	SIGNS					
LOCATION	USH 51 & CTH Q	1	400	10	20	30			
TOTAL	1	400	10	20	30				

FINISHING ROADWAY	
213.0100	1
FINISHING ROADWAY EACH	
LOCATION	USH 51 & CTH Q
TOTAL	1

Addendum No. 01
ID 3700-10-97
Revised Sheet 19
March 3, 2016

SCHEDULE OF ITEMS

REVISED:

CONTRACT:
20160308005PROJECT(S):
3700-10-91FEDERAL ID(S):
N/A

CONTRACTOR : _____

LINE NO	ITEM DESCRIPTION	APPROX. QUANTITY AND UNITS	UNIT PRICE		BID AMOUNT	
			DOLLARS	CTS	DOLLARS	CTS

SECTION 0001 Contract Items

0010	204.0100 Removing Pavement	117.000 SY
0020	204.0195 Removing Concrete Bases	10.000 EACH
0030	213.0100 Finishing Roadway (project) 01. 3700-10-91	1.000 EACH
0050	416.1715 Concrete Pavement Repair SHES	10.000 SY
0060	619.1000 Mobilization	1.000 EACH
0070	643.0100 Traffic Control (project) 01. 3700-10-91	1.000 EACH
0080	643.0300 Traffic Control Drums	400.000 DAY
0090	643.0420 Traffic Control Barricades Type III	10.000 DAY
0100	643.0800 Traffic Control Arrow Boards	20.000 DAY
0110	643.0900 Traffic Control Signs	1,470.000 DAY

SCHEDULE OF ITEMS

REVISED:

CONTRACT:
20160308005PROJECT(S):
3700-10-91FEDERAL ID(S):
N/A

CONTRACTOR : _____

LINE NO	ITEM DESCRIPTION	APPROX. QUANTITY AND UNITS	UNIT PRICE		BID AMOUNT	
			DOLLARS	CTS	DOLLARS	CTS
0120	647.0576 Pavement Marking Stop Line Epoxy 24-Inch	67.000 LF
0130	652.0225 Conduit Rigid Nonmetallic Schedule 40 2-Inch	1,090.000 LF
0140	652.0235 Conduit Rigid Nonmetallic Schedule 40 3-Inch	405.000 LF
0150	652.0615 Conduit Special 3-Inch	655.000 LF
0160	652.0800 Conduit Loop Detector	408.000 LF
0170	653.0905 Removing Pull Boxes	13.000 EACH
0180	654.0101 Concrete Bases Type 1	5.000 EACH
0190	654.0102 Concrete Bases Type 2	3.000 EACH
0200	654.0217 Concrete Control Cabinet Bases Type 9 Special	1.000 EACH
0210	655.0230 Cable Traffic Signal 5-14 AWG	200.000 LF
0220	655.0240 Cable Traffic Signal 7-14 AWG	690.000 LF

SCHEDULE OF ITEMS

REVISED:

CONTRACT:
20160308005PROJECT(S):
3700-10-91FEDERAL ID(S):
N/A

CONTRACTOR : _____

LINE NO	ITEM DESCRIPTION	APPROX. QUANTITY AND UNITS	UNIT PRICE		BID AMOUNT	
			DOLLARS	CTS	DOLLARS	CTS
0230	655.0260 Cable Traffic Signal 12-14 AWG	985.000 LF	.		.	
0240	655.0305 Cable Type UF 2-12 AWG Grounded	315.000 LF	.		.	
0250	655.0515 Electrical Wire Traffic Signals 10 AWG	795.000 LF	.		.	
0260	655.0610 Electrical Wire Lighting 12 AWG	220.000 LF	.		.	
0270	655.0700 Loop Detector Lead In Cable	1,885.000 LF	.		.	
0280	655.0800 Loop Detector Wire	1,286.000 LF	.		.	
0290	657.0425 Traffic Signal Standards Aluminum 15-FT	2.000 EACH	.		.	
0300	657.0590 Trombone Arms 20-FT	2.000 EACH	.		.	
0310	658.0110 Traffic Signal Face 3-12 Inch Vertical	1.000 EACH	.		.	
0320	658.0115 Traffic Signal Face 4-12 Inch Vertical	3.000 EACH	.		.	
0330	658.0120 Traffic Signal Face 5-12 Inch Vertical	2.000 EACH	.		.	

SCHEDULE OF ITEMS

REVISED:

CONTRACT:
20160308005PROJECT(S):
3700-10-91FEDERAL ID(S):
N/A

CONTRACTOR : _____

LINE NO	ITEM DESCRIPTION	APPROX. QUANTITY AND UNITS	UNIT PRICE		BID AMOUNT	
			DOLLARS	CTS	DOLLARS	CTS
0340	658.0215 Backplates Signal Face 3 Section 12-Inch	1.000 EACH	.		.	
0350	658.0220 Backplates Signal Face 4 Section 12-Inch	3.000 EACH	.		.	
0360	658.0225 Backplates Signal Face 5 Section 12-Inch	2.000 EACH	.		.	
0370	658.0600 Led Modules 12-Inch Red Ball	3.000 EACH	.		.	
0380	658.0605 Led Modules 12-Inch Yellow Ball	3.000 EACH	.		.	
0390	658.0610 Led Modules 12-Inch Green Ball	2.000 EACH	.		.	
0400	658.0615 Led Modules 12-Inch Red Arrow	3.000 EACH	.		.	
0410	658.0620 Led Modules 12-Inch Yellow Arrow	8.000 EACH	.		.	
0420	658.0625 Led Modules 12-Inch Green Arrow	6.000 EACH	.		.	
0430	658.5069 Signal Mounting Hardware (location) 01. USH 51 (Riverside Drive) & CTH Q (Newark Road)	LUMP		LUMP		.
0440	659.1125 Luminaires Utility LED C	2.000 EACH	.		.	

SCHEDULE OF ITEMS

REVISED:

CONTRACT:
20160308005

PROJECT(S):
3700-10-91

FEDERAL ID(S):
N/A

CONTRACTOR : _____

LINE NO	ITEM DESCRIPTION	APPROX. QUANTITY AND UNITS	UNIT PRICE		BID AMOUNT	
			DOLLARS	CTS	DOLLARS	CTS
0450	661.0200 Temporary Traffic Signals for Intersections (location) 01. USH 51 (Riverside Drive) & CTH Q (Newark Road)	LUMP	LUMP			.
0460	690.0250 Sawing Concrete	432.000 LF	.			.
0470	SPV.0060 Special 01. Pull Box Non-Conductive 24x42-inch	18.000 EACH	.			.
0480	SPV.0105 Special 01. Temporary Non-Intrusive Vehicle Detection System for Intersections	LUMP	LUMP			.
0490	SPV.0105 Special 02. Remove Traffic Signals	LUMP	LUMP			.
0500	SPV.0105 Special 03. Reinstall Traffic Signal Items	LUMP	LUMP			.
0510	305.0110 Base Aggregate Dense 3/4-Inch	19.000 TON	.			.
0520	465.0105 Asphaltic Surface	40.000 TON	.			.
	SECTION 0001 TOTAL					.
	TOTAL BID					.