

Wisconsin Department of Transportation

April 1, 2016

Division of Transportation Systems Development

Bureau of Project Development
4802 Sheboygan Avenue, Rm 601
P O Box 7916
Madison, WI 53707-7916

Telephone: (608) 266-1631
Facsimile (FAX): (608) 266-8459

NOTICE TO ALL CONTRACTORS:

Proposal #01: 5310-01-74
Spring Green - Madison
Pinehurst Drive to USH 12
USH 14
Dane County

Letting of April 12, 2016

This is Addendum No. 02, which provides for the following:

Plan Sheets

Revised Plan Sheets	
Plan Sheet	Plan Sheet Title (brief description of changes to sheet)
4	Typical Sections: Added note for existing concrete pavement locations that are non-reinforced, doweled and non-reinforced, non-doweled
5	Typical Sections: Added note for existing concrete pavement locations that are non-reinforced, doweled and non-reinforced, non-doweled
6	Typical Sections: Added note for existing concrete pavement locations that are non-reinforced, doweled and non-reinforced, non-doweled

Plan Sheets

The following 8½ x 11-inch sheets are attached and made part of the plans for this proposal:

Revised: 4 – 6.

The responsibility for notifying potential subcontractors and suppliers of these changes remains with the prime contractor.

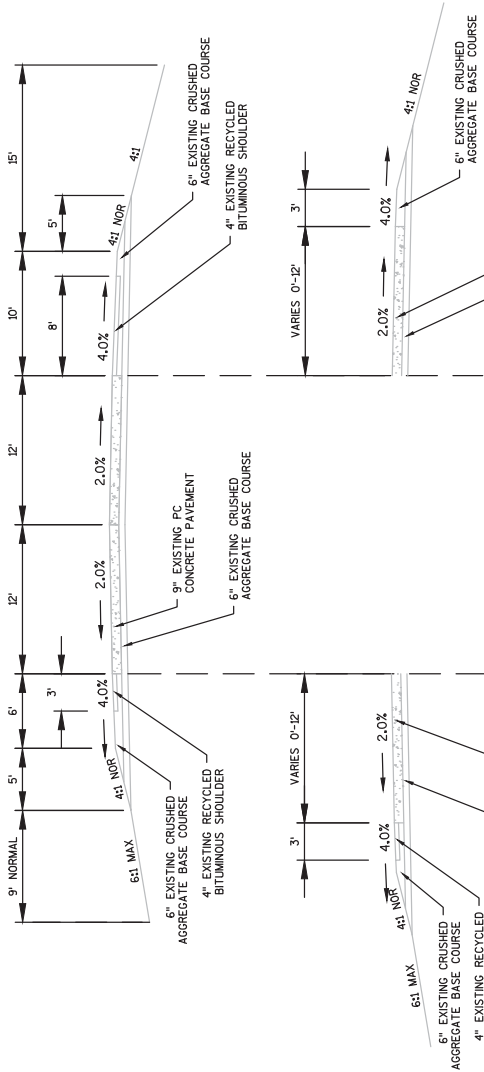
Sincerely,

Mike Coleman

Proposal Development Specialist
Proposal Management Section

END OF ADDENDUM

CL USH 14

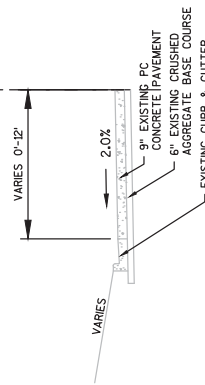


TYPICAL EXISTING RIGHT TURN SECTION
USH 14

STA 361+86 TO STA 366+74
STA 391+54 TO STA 396+58

TYPICAL EXISTING LEFT TURN SECTION
USH 14

STA 362+40 TO STA 366+08



TYPICAL EXISTING LEFT TURN SECTION
USH 14

STA 391+51 TO STA 396+58

Addendum No. 02
ID 5310-01-74
Revised Sheet 4
April 1, 2016

TYPICAL EXISTING SECTION
USH 14 EASTBOUND
STA 356+52.40 TO STA 396+57.56

NOTE:
 PER AS-BUILT PLANS, STA 390+50+/- - EB USH 14 TO STA 396+58+/- - EB USH 14 EXISTING CONCRETE PAVEMENT IS NON-REINFORCED, DOWELED. ALL OTHER LOCATIONS EXISTING CONCRETE PAVEMENT IS NON-REINFORCED, NON-DOWELED.

PROJECT NO: 5310-01-74

HWY: USH 14

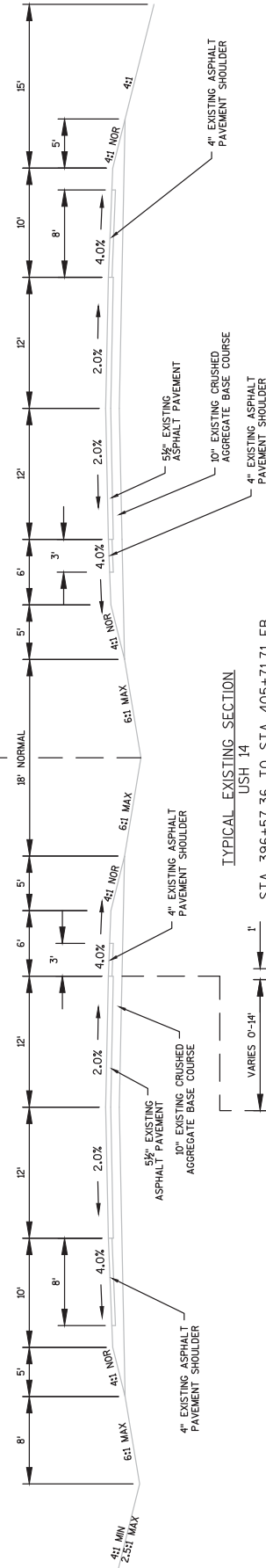
COUNTY: DANE

TYPICAL SECTIONS

SHEET 4

E

US 14



TYPICAL EXISTING SECTION US 14

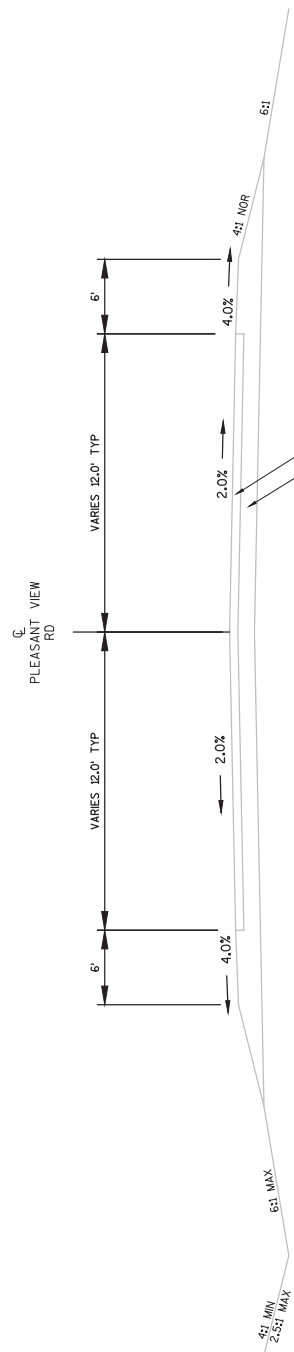
STA 396+57.36 TO STA 405+71.71 EB
STA 398+12.54 TO STA 405+71.71 WB

TYPICAL EXISTING LEFT TURN SECTION US 14

STA 397+36 TO STA 403+14

NOTE:
 PER AS-BUILT PLANS, STA 390+50 +/- EB US 14 TO STA 396+58 +/- EB US 14 EXISTING CONCRETE PAVEMENT IS NON-REINFORCED, DOWELED. ALL OTHER LOCATIONS EXISTING CONCRETE PAVEMENT IS NON-REINFORCED, NON-DOWELED.

Addendum No. 02
 ID 5310-01-74
 Revised Sheet 6
 April 1, 2016



TYPICAL EXISTING SECTION PLEASANT VIEW RD

STA 11+93.98 TO STA 12+94.94

* DEPTHS OF EXISTING PAVEMENT STRUCTURE ARE ASSUMED. NO ASSULTS AVAILABLE