

Wisconsin Department of Transportation

Division of Transportation Systems Development

Bureau of Project Development
 4802 Sheboygan Avenue, Rm 601
 P O Box 7916
 Madison, WI 53707-7916

Telephone: (608) 266-1631
 Facsimile (FAX): (608) 266-8459

August 3, 2017

NOTICE TO ALL CONTRACTORS:

Proposal #01: 1003-10-76, WISC 2017 397
Illinois State Line - Madison
Woodman Road to STH 11
IH 39
Rock County

1003-10-81, WISC 2017 398
Illinois State Line - Madison
Hart Road to Woodman Road
IH 39
Rock County

Letting of August 8, 2017

This is Addendum No.02, which provides for the following:

Special Provisions:

Revised Special Provisions	
Article No.	Description
3	Prosecution and Progress
5	Traffic
110	Weigh-In-Motion System, Item SPV.0105.480

Added Special Provisions	
Article No.	Description
120	Field Facilities
121	Crash Cushions Temporary Low Maintenance, Item SPV.0060.035
122	Removing Emergency Access Gates, Item 204.9060.S.010

Schedule of Items:

Revised Bid Item Quantities					
Bid Item	Item Description	Unit	Old Quantity	Revised Quantity	Proposal Total
204.0170	Removing Fence	LF	52,155	485	52,640
204.9060.S.005	Removing Apron Endwalls	Each	10	2	12
305.0120	Base Aggregate Dense 1 ¼-Inch	Ton	248,962	268	249,230
312.0110	Select Crushed Material	Ton	417,435	1,000	418,435

520.1015	Apron Endwalls For Culvert Pipe 15-Inch	Each	4	2	6
520.2015	Culvert Pipe Temporary 15-Inch	LF	173	15	188
520.2024	Culvert Pipe Temporary 24-Inch	LF	9	12	21
603.8000	Concrete Barrier Temporary Precast Delivered	LF	165,710	-10	165,700
603.8125	Concrete Barrier Temporary Precast Installed	LF	238,871	-10	238,861
614.0905	Crash Cushions Temporary	Each	46	-7	39
614.2300	MGS Guardrail 3	LF	2,638.9	75	2,713.9
616.0100.002	Fence Woven Wire 4-FT **P**	LF	52,236	485	52,721
SPV.0060.003	Emergency Access Gate	Each	2	2	4

Added Bid Item Quantities					
Bid Item	Item Description	Unit	Old Quantity	Revised Quantity	Proposal Total
204.9060.S.010	Removing Emergency Access Gates	Each	0	2	2
520.1024	Apron Endwalls for Culvert Pipe 24-INCH	Each	0	2	2
SPV.0060.035	Crash Cushion Temporary Low Maintenance	Each	0	7	7

Deleted Bid Item Quantities					
Bid Item	Item Description	Unit	Old Quantity	Revised Quantity	Proposal Total
550.0010	Pre-boring Unconsolidated Materials	LF	550	-550	0

Plan Sheets:

Revised Plan Sheets	
Plan Sheet	Plan Sheet Title (brief description of changes to sheet)
1003-10-76	
34	Beam Guard update
126, 136	Revised type of Crash Cushion
184	Revised Concrete Barrier Quantity
190	Revised Crash Cushion Quantity
373, 409	B-53-321 & B-53-322 Structure Plans: Deleted the bid item 550.0010 pre-boring unconsolidated materials.
502-505	Cross Section update
1003-10-81	
81, 84	Revised Guardrail
274	Revised Pullout detail
301, 323, 331	Revised type of Crash Cushion
425	Select Crush Quantity Update
449	Revised Beam Guard Quantity
452	Revised Crash Cushion Quantity
848-849, 855-857	Revised Cross Sections

Added Plan Sheets	
Plan Sheet	
1003-10-76	
29A	Construction Details: Midwest Guardrail Terminal EAT - Modified Layout
1003-10-81	
24A	Emergency Access Ramp Typical Section
49A	Construction Details: Midwest Guardrail Terminal EAT - Modified Layout
467A	Emergency Access Ramp Quantities
510A	Emergency Access Ramp Plan & Profile
1027A – 1027L	Emergency Access Ramp Cross Sections

The responsibility for notifying potential subcontractors and suppliers of these changes remains with the prime contractor.

Sincerely,

Mike Coleman

Proposal Development Specialist
Proposal Management Section

ADDENDUM NO. 02
1003-10-76 & 1003-10-81
August 3, 2017

Special Provisions

3. Prosecution and Progress.

*Insert the following section prior to section titled **A Schedule of operations**:*

Emergency Access Routes

A 12-foot wide emergency access route, within the work zone, shall be maintained during construction at the following locations:

Stage 2:

- From the Townline Road Emergency Access Ramp to the Temporary Emergency Pullout (STA 410+99 northbound)
- From the East Emergency Access Road to the SWEF on ramp to the Temporary Emergency Pullout (STA 498+39 northbound)

Stage 3:

- From the Townline Road Emergency Access Ramp to the Temporary Emergency Pullout (STA 424+35 southbound)
- From the West Emergency Access Road to the Temporary Emergency Pullout (STA 516+35 southbound)

The 12-foot wide emergency access route shall be free of all obstructions. The emergency access route shall be graded and maintained so that the route is drivable for an emergency vehicle. Under limited construction operations (such as concrete paving operations) when access cannot be maintained, the construction engineer shall be provided a ten day notice to allow time for coordination with all emergency responders.

The East Emergency Access Road shall be completed in advance of the start of Stage 2. The West Emergency Access Road shall be completed in advance of the start of Stage 3.

*Replace paragraph two under section titled **A Schedule of Operations** with the following:*

Project 1003-10-81

The department anticipates that the schedule for each stage is as follows:

- Stage 1 – Construct crossovers and temporary pavement. Complete the East Emergency Access Road. Construct a portion of the Emergency Access Ramp from Townline Road to NB IH 39.
- Stage 2 – Reconstruct IH 39/90 northbound. Complete construction of the Emergency Access Ramp from Townline Road to NB IH 39 including the entire 12-foot wide Emergency Access Route immediately following Stage 2A traffic switch. Complete the West Emergency Access Road.
- Stage 3 – Reconstruct IH 39/90 southbound. Complete construction of the Emergency Access Ramp from Townline Road to SB IH 39 including the entire 12-foot wide Emergency Access Route immediately following Stage 3A traffic switch.
- Stage 4 – Complete IH 39/90 median

5. Traffic.

Add the following after paragraph 12 under section titled **C Work Restrictions**:

IH 39 lane closures will not be allowed for the construction of the Emergency Access Ramps at Townline Road. Townline Road will not be closed for the construction for the Emergency Access Ramps.

110. Weigh-In-Motion System, Item SPV.0105.480

Replace entire section titled **B.9.2.3 Continuous Operating Test (COT)** with the following:

B.9.2.3 Continuous Operating Test (COT)

Following successful completion of the Site Acceptance Test, a Continuous Operating Test shall be conducted for a period of 180 calendar days. Within 5 days of receiving notice from the engineer verifying the Site Acceptance Tests were successful and the COT may begin, the contractor must begin the COT. Once the COT is initiated, the WIM sorting system must pass the COT within 240 calendar days of the initiation date. In no case will the COT be extended beyond 240 days. To successfully pass the COT, the weigh station and its weigh sorter system shall:

1. operate for a period of 180 total calendar days under normal traffic conditions and without being deemed "off-line" and
2. accrue less than four (4) strikes

System manufacturer shall perform the in-motion calibration tests of WIM subsystem after installation is completed and prior to beginning the burn-in period. Contractor shall provide the engineer one week's notice of the in-motion calibration tests.

- SYSTEM manufacturer shall provide calibration weights
- COT period begins two weeks after the completion of installation and certification of the static scale
- COT cannot begin until the static scales have been certified
- Contractor shall submit a detailed test plan to the engineer for approval no later than 90 days after notice to proceed
- For the COT period, the SYSTEM shall be fully operational under normal traffic conditions and operate trouble free (defined as any error that shall not reset by means of rebooting PC) for a period of 180 calendar days.
- Only one reboot per shift shall be allowed
- The engineer shall check the accuracy performance by printing an accuracy report from an electronic database which is created and stored on the Weigh Station Computer
- The report for WIM accuracy must be printed from the Weigh Station Computer by the engineer and met weekly during the APT period
- WIM accuracy on all vehicles loaded above 60,000 pounds and traveling between the speeds of 5 to 85 miles per hour shall be as follows:
 - a. Axle weights + 15% (95% of trucks)
 - b. Tandem weights + 10% (95% of trucks)
 - c. Gross weights + 6% (95% of trucks)
 - d. Axle spacing + 6 inches (68% of axles), whichever is greater

This database shall be created by continuous electronic recording of vehicles from the vehicle stream, which are loaded to within 75% (60,000 lbs.) of the legal allowable limit.

The actual stable static weights and WIM weights shall be stored in this common database to determine WIM scale accuracy compliance, as opposed to the method described in ASTM E1318.

The images and OCR reads from the LPR and DOT reader shall be captured over a week and a report generated showing how each image was read and total read rate percentages for readable

plates including jurisdiction and numbers. The images shall be provided for engineer verification. The read rates must exceed meet or exceed these specifications

The contractor shall not be allowed onsite nor have remote access during the COT, unless accompanied by a preapproved department representative and has preapproval from the engineer. Any system maintenance or evaluation of the WIM system during the COT must be requested in writing to the engineer a minimum of 3 calendar days prior to the requested access period. Access will only be allowed by the engineer at their discretion.

If problems of any kind are encountered during the COT, the SYSTEM manufacturer shall be informed and problem(s) shall be simultaneously witnessed by the engineer and Contractor. If problem is confirmed by all, a strike shall be assessed and problem shall be corrected.

The engineer will notify (by phone and email) the contractor if the WIM system experiences an interruption in service and is off-line. The contractor shall immediately acknowledge this formal notification. Upon notification, the department and contractor shall follow the procedures outlined as follows:

- Within 24 hours of notification by the engineer, the contractor shall be on-site to investigate and correct the situation.
- Within 48 hours (excluding Saturdays, Sundays and Holidays) of notification by the engineer, the contractor and the engineer shall meet to discuss the failure and probable causes of the failure.

An additional strike will be given for each consecutive 7-day period that the equipment is deemed "off line" due to WIM system failure.

If any strike falls within the final 28 days of the COT, the COT would be extended until one of the following has been met:

- The COT successfully runs for a period of 28 calendar days under normal conditions and achieve a level of service without interruption; or
- The COT fails and the system is rejected due to its failure and four strikes as defined in (C).
- The COT extends beyond 240 days and the system is rejected.

The COT shall demonstrate to the satisfaction of the engineer that the weigh-in-motion/static enforcement system has been constructed and consistently meets the performance requirements of the plans and of these Special Provisions.

The continuous operation test shall be the basis for acceptance or rejection of the systems as a result of demonstrated performance. If the system is rejected and there have been more than four strikes and re-starts of the COT, the parties shall negotiate, in good faith, an acceptable resolution. Liquidated damages may be applied between strikes and restarts. Following such negotiations, if the same are unsuccessful, the engineer may execute the performance bond. Notwithstanding the foregoing, the Contractor shall retain/be entitled to receive all amounts paid or payable to the Contractor in accordance with the following payment schedule, agreed-to by the parties:

PAYMENT

- | | |
|--|-----|
| 1. Payment upon safe and secure delivery of all equipment at a storage location approved by the engineer | 20% |
| 2. Complete installation of the entire SYSTEM | 35% |
| 3. Completion of calibration and burn-in | 10% |
| 4. Completion of the COT to the satisfaction of the engineer | 35% |

The COT will be the basis for acceptance or rejection of the WIM system as a result of the demonstrated performance. If the system is rejected because the WIM system failed the COT, the Department will notify the contractor of such rejection. The Department may then exercise its rights as provided in Section 108 of the contract's Standard Specifications.

The engineer will issue a Certificate of Final Acceptance upon successful completion of the Continuous Operating Test and training program.

The WIM acceptance procedure for the Weigh Station system shall be based off of officers printing the database comparison of mainline WIM and static scale weights and the WIM accuracy meeting project specifications.

120. Field Facilities.

Replace standard spec 642.2.1 (4) with the following:

Provide and maintain suitable interior sanitary facilities conforming to State and local health requirements, in clean and good working condition, provide a weekly cleaning service, and stock with sanitary supplies for the duration of the contract.

Supplement standard spec 642.2.2.1 (2) with the following:

Provide CAT 5 services with a minimum of six (6) CAT 5 receptacles.

Replace standard spec 642.2.2.1 (3) with the following:

Provide and maintain a plain-paper photocopier with scanner with the following characteristics:

- Uses toner, not ink.
- Has auto-feed capability.
- Can copy and scan both 8 1/2" x 11" and 11" x 17" paper.
- Can output a PDF of a copied or scanned document.

Replenish paper, toner cartridges, and other supplies before fully expended.

Add standard spec 642.2.2.1 (5) as follows:

Provide a field office having an adjacent hard surface parking facility with a minimum capacity of 16 passenger vehicles.

Replace standard spec 642.2.2.4 with the following:

Under bid item Field Office Type D, furnish a facility with a minimum interior space of 1,500 square feet including a meeting room that is at least 20 feet by 20 feet; furnish indoor sanitary facilities that are housed within, or directly adjacent to, the field office; clean, maintain, and supply the field office and sanitary facilities weekly; and equip with the following:

- Ten suitable office desks with drawers and locks.
- Ten ergonomically correct office chairs in working condition in accordance with standard spec 642.2.2.1 (4).
- Two four-drawer file cabinets.
- Two four-shelf bookcases.
- Four 2.5 x 5 foot (minimum) tables.
- Four 4 x 8 foot (minimum) tables for the meeting room.
- Twenty, or more, folding chairs.

Add standard spec 642.3 (7) as follows:

(7) Locate the field office to be within 3 miles of the IH 39-CTH S interchange.

Add standard spec 642.5 (4) as follows:

(4) Payment of the field office is full compensation for providing a weekly cleaning service for the field office and sanitary facilities, for providing sanitary supplies as necessary, for replenishing paper, toner cartridges, and other supplies before fully expended, for maintaining the photocopier/scanner in working order at all times and for providing and supporting CAT 5 services.

121. Crash Cushion Temporary Low Maintenance, Item SPV.0060.035.

A Description

This special provision describes providing and installing a temporary low maintenance crash cushion in accordance with section 614 of the standard specifications, as directed by the engineer, and as hereinafter provided.

B Materials

Replace the first sentence of standard spec 614.2.7(1) with the following:

Use Model SCI 100GM Crash Attenuator from Smart Cushion Innovations (SCI) Products for crash cushion temporary low maintenance.

C (Vacant)

D Measurement

The department will measure Crash Cushion Temporary Low Maintenance, as each individual unit acceptably completed.

E Payment

The department will pay for measured quantities at the contract unit price under the following bid item:

ITEM NUMBER	DESCRIPTION	UNIT
SPV.0060.035	Crash Cushion Temporary Low Maintenance	Each

Payment is full compensation for providing, installing, maintaining, and removing of low maintenance crash cushions at temporary locations as designated in the plans.

122. Removing Emergency Access Gates, Item 204.9060.S.010.

A Description

This special provision describes removing Emergency Access Gates according to the pertinent provisions of standard spec 204 and as hereinafter provided.

B (Vacant)

C (Vacant)

D Measurement

The department will measure Removing Emergency Access Gates as each individual unit acceptably completed.

E Payment

The department will pay for measured quantities at the contract unit price under the following bid item:

ITEM NUMBER	DESCRIPTION	UNIT
204.9060.S.010	Removing Emergency Access Gates	Each

Payment is full compensation for removing and disposing of each Emergency Access Gate as designated in the plans.

Schedule of Items

Attached, dated August 3, 2017, are the revised Schedule of Items Pages 1 – 27.

Plan Sheets

The following 8½ x 11-inch sheets are attached and made part of the plans for this proposal:

Revised:

1003-10-76: 34, 126, 136, 184, 190, 373, 409, and 502 – 505.

1003-10-81: 81, 84, 274, 301, 323, 331, 425, 449, 452, 848, 849, and 855 – 857.

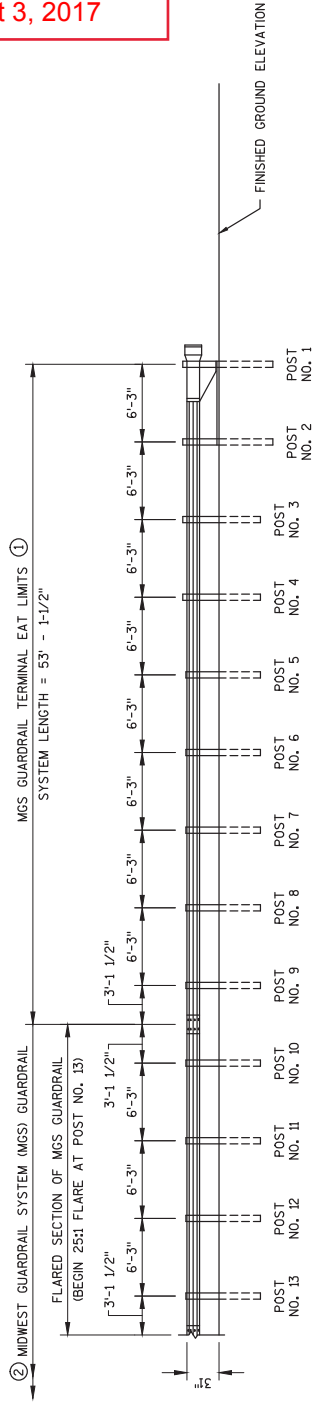
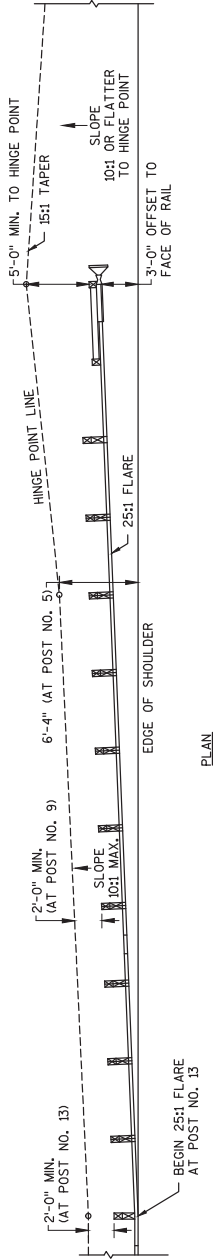
Added:

1003-10-76: 29A

1003-10-81: 24A, 49A, 467A, 510A, and 1027A – 1027L.

END OF ADDENDUM

Addendum No. 02
ID 1003-10-76
Added Sheet 29A
August 3, 2017



MIDWEST GUARDRAIL TERMINAL EAT - MODIFIED LAYOUT
POST NO. 1 LOCATION: STA. 575+07.97, 51' RT

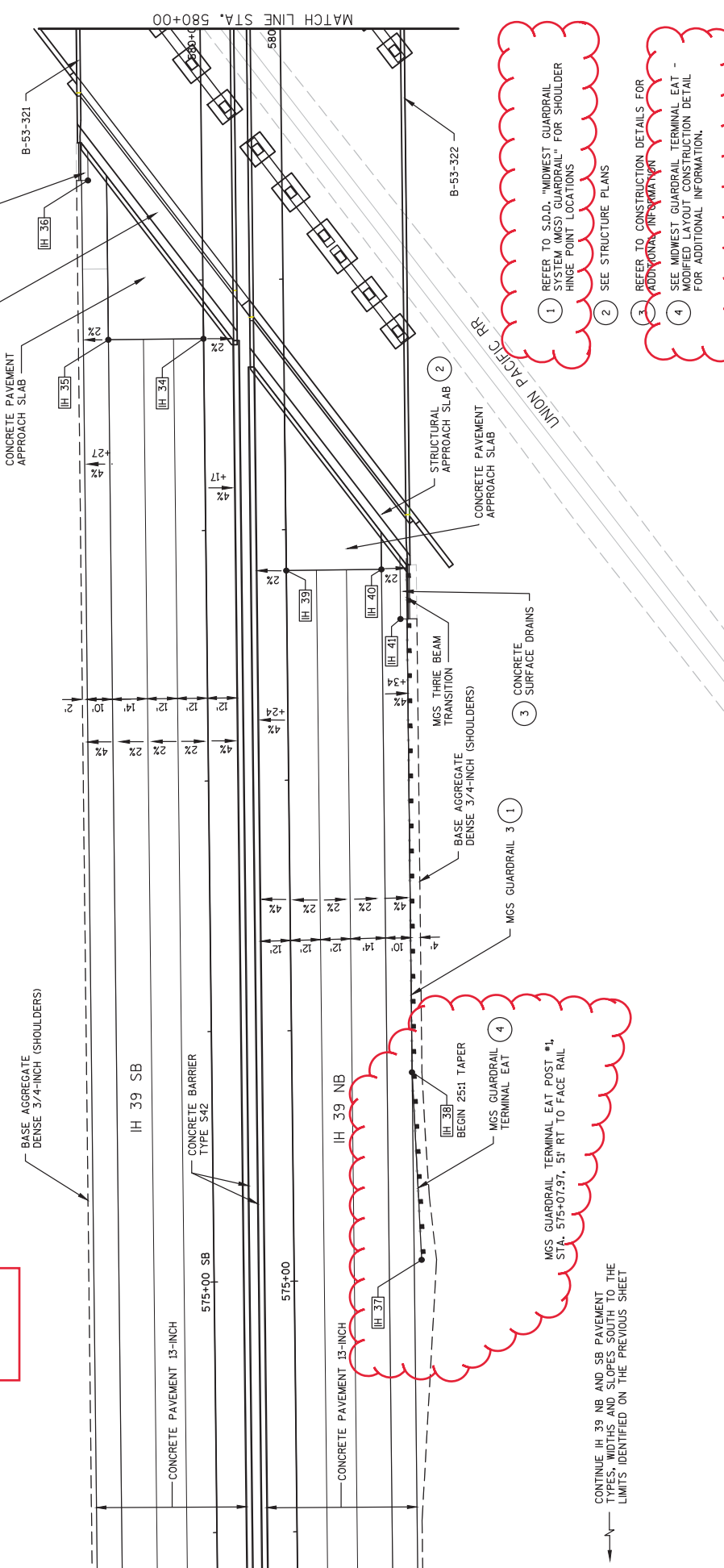
- NOTE:
- ① REFER TO S.D.D. "MIDWEST GUARDRAIL SYSTEM (MGS) EAT" FOR ADDITIONAL INFORMATION INCLUDING POST DETAILS AND CONSTRUCTION NOTES.
 - ② REFER TO S.D.D. "MIDWEST GUARDRAIL SYSTEM (MGS) GUARDRAIL" FOR ADDITIONAL INFORMATION.



STATION & OFFSET TABLE

POINT	STATION	OFFSET	STATION	OFFSET	Y COORDS	X COORDS	ELEVATION
IH 34	578+76.59	32.00 LT	578+76.58 SB	0.00	247102.26	504123.28	856.41
IH 35	578+76.59	70.00 LT	578+76.58 SB	38.00 LT	247101.55	504085.29	856.13
IH 36	579+40.29	77.42 LT	579+40.27 SB	45.42 LT	247165.10	504076.68	856.44
IH 37	575+07.97	51.00 RT	575+07.95 SB	83.00 RT	246735.24	504213.12	851.80
IH 38	575+82.91	48.00 RT	575+82.89 SB	80.00 RT	246810.12	504208.73	853.29
IH 39	577+83.70	0.00	577+83.69 SB	32.00 RT	247009.98	504157.00	856.48
IH 40	577+83.70	38.00 RT	577+83.69 SB	70.00 RT	247010.69	504195.00	856.20
IH 41	577+83.85	45.42 RT	577+83.83 SB	77.42 RT	246990.98	504202.78	855.79

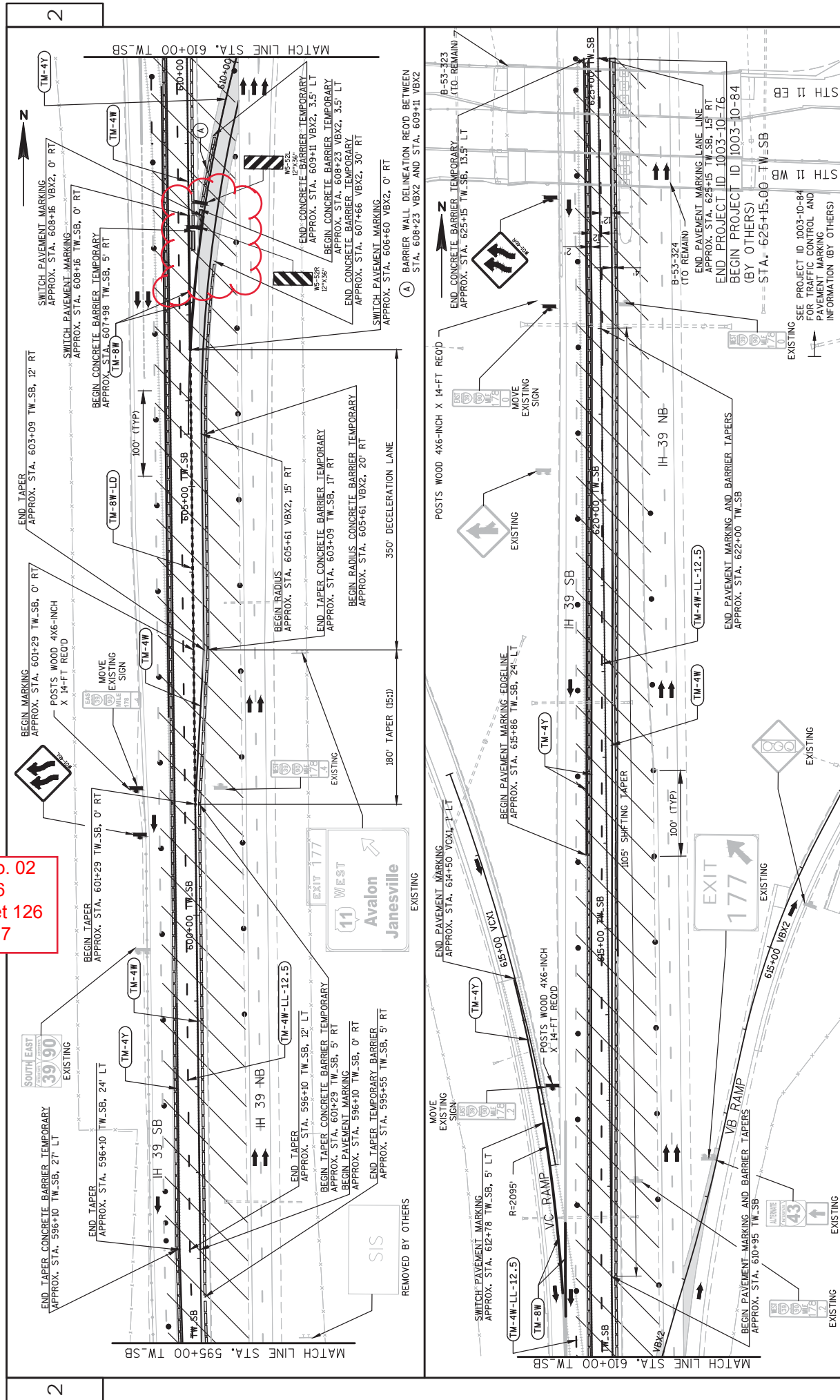
Addendum No. 02
ID 1003-10-76
Revised Sheet 34
August 3, 2017



- 1 REFER TO S.D.D. "MIDWEST GUARDRAIL SYSTEM (MGS) GUARDRAIL" FOR SHOULDER HINGE POINT LOCATIONS
- 2 SEE STRUCTURE PLANS
- 3 REFER TO CONSTRUCTION DETAILS FOR ADDITIONAL INFORMATION
- 4 SEE MIDWEST GUARDRAIL TERMINAL EAT - MODIFIED LAYOUT CONSTRUCTION DETAIL FOR ADDITIONAL INFORMATION.

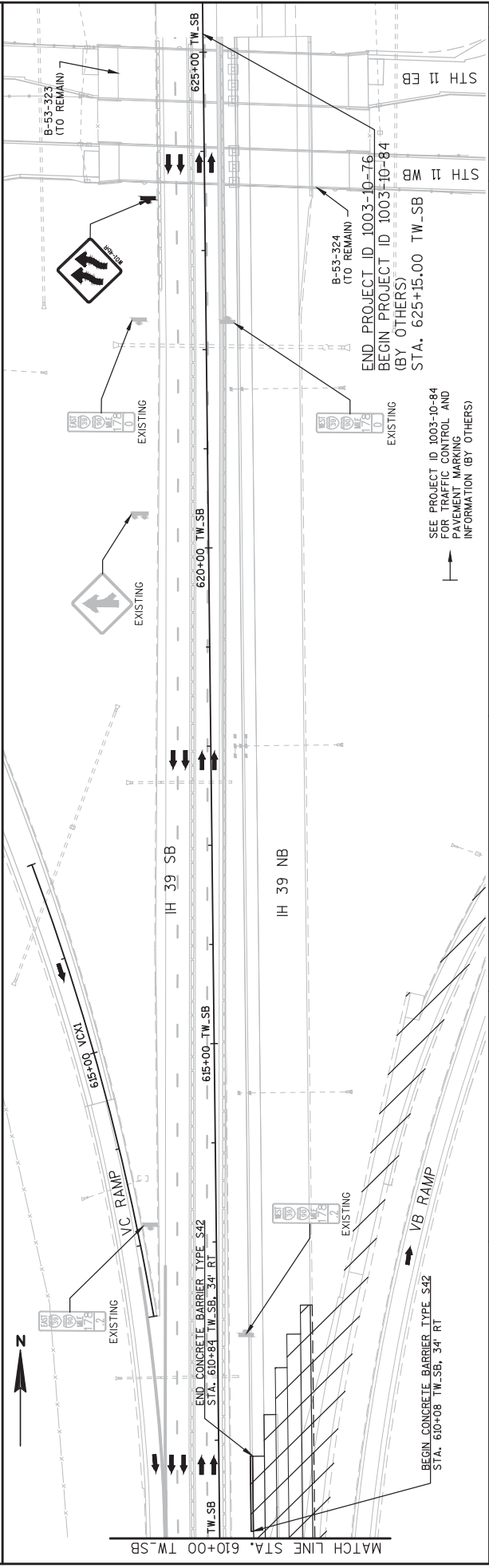
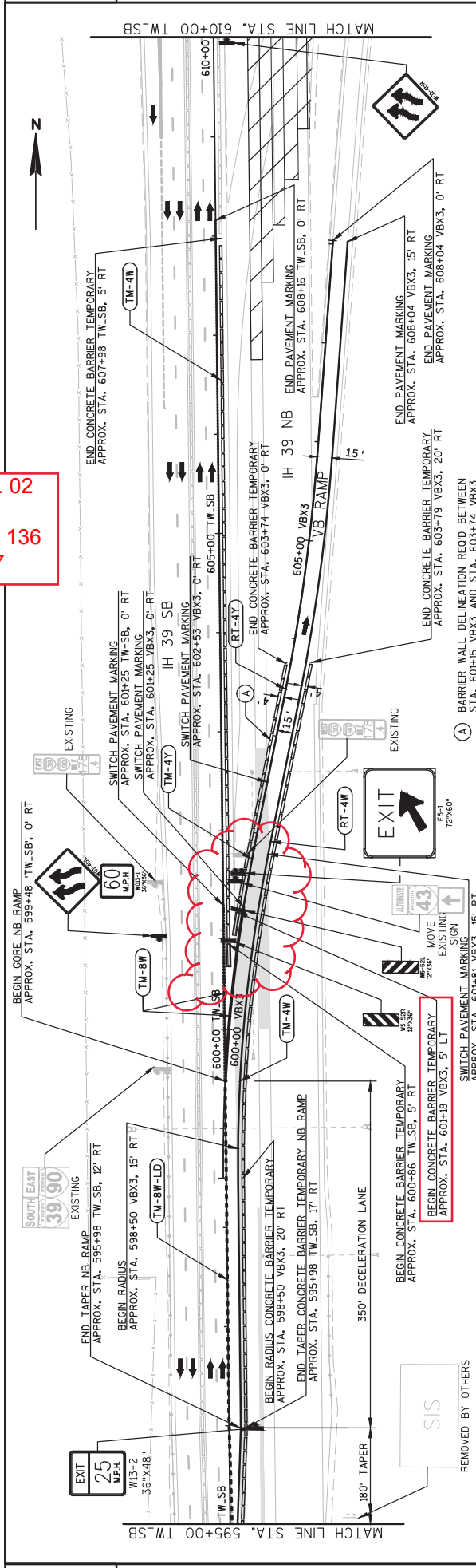
CONTINUE IH 39 NB AND SB PAVEMENT TYPES, WIDTHS AND SLOPES SOUTH TO THE LIMITS IDENTIFIED ON THE PREVIOUS SHEET

Addendum No. 02
 ID 1003-10-76
 Revised Sheet 126
 August 3, 2017



PROJECT NO: 1003-10-76	COUNTY: ROCK	PLAN: TRAFFIC CONTROL - PRE STAGE 2A PHASE 2 (NIGHTTIME)	SHEET 126
HWY: IH 39			
FILE NAME : S:\MID\3500--3599\3557\02\CVL130\TMA\10031076\SHEETPLAN\026014C.SA PRE PHASE 2.DWG LAYOUT NAME - 026014C.S2A PRE PHASE 2 - 026010.S1B PLOT DATE : 8/1/2017 4:47 PM PLOT BY : BECKER, ELISA PLOT NAME : PLOT SCALE : *****			

**Addendum No. 02
ID 1003-10-76
Revised Sheet 136
August 3, 2017**



PROJECT NO: 1003-10-76	COUNTY: ROCK	PLAN: TRAFFIC CONTROL - STAGE 2B	SHEET 136
HWY: IH 39	FILE NAME: E:\WORK\3500 - 3589\3552\02 - 026022.SB	PLOT DATE: 8/1/2017 5:06 PM	PLOT SCALE: 1"=40'
		PLOT BY: BECKER, ELISA	

CONCRETE CURB & GUTTER 6-INCH SLOPED 36-INCH TYPE D

601.0657	604.0400	604.0500
LF	CONCRETE	CRUSHED
SY	SY	SY
55	...	65
160	180	...
SUBTOTAL (STAGE 2A)		
544+17 - 544+72	RT	65
623+54 - 625+15	RT	...
SUBTOTAL (STAGE 2A)		
544+21 SB - 544+77 SB	LT	65
623+61 SB - 625+15 SB	LT	...
SUBTOTAL (STAGE 3A)		
211	175	65
TOTAL		
428	355	130

SLOPE PAVING

604.0400	604.0500
CONCRETE	CRUSHED
SY	SY
...	65
180	...
SUBTOTALS (STAGE 2A)	
544+22 - 544+66	RT
623+59 - 625+00	RT
SUBTOTALS (STAGE 2A)	
544+28 SB - 544+71 SB	LT
623+67 SB - 625+07 SB	LT
SUBTOTALS (STAGE 3A)	
175	65
TOTALS	
355	130

CONCRETE BARRIER

603.1142	603.1142
TYPE S42	LF
535+00 - 546+10	LT
589+75 - 578+65	LT
581+64 - 587+80	LT
610+83 - 625+15	LT
SUBTOTAL (STAGE 2A)	
5,045	76
SUBTOTAL (STAGE 2B)	
610+08 - 610+83	LT
SUBTOTAL (STAGE 2B)	
76	1,110
SUBTOTAL (STAGE 3A)	
535+00 SB - 546+10 SB	RT
560+58 SB - 578+75 SB	RT
581+75 SB - 587+80 SB	RT
612+27 SB - 625+15 SB	RT
SUBTOTAL (STAGE 3A)	
4,825	1,370
SUBTOTAL (STAGE 3B)	
546+10 SB - 560+58 SB	RT
587+80 - 610+08	LT
599+95 SB - 612+27 SB	RT
SUBTOTAL (STAGE 3B)	
2,600	1,230
SUBTOTAL (STAGE 4)	
4,730	1,210
TOTAL	
17,276	4,730

Addendum No. 02
ID 1003-10-76
Revised Sheet 184
August 3, 2017

CONCRETE BARRIER TEMPORARY PRECAST

603.8000	603.8125
DELIVERED	INSTALLED
LF	LF
4,850	4,850
255	255
SUBTOTALS (STAGE 2A PHASE 1)	
5,105	5,105
SUBTOTALS (STAGE 2A PHASE 2)	
9,020	9,020
96	96
2,420	2,420
88	88
1,720	1,720
SUBTOTALS (STAGE 2A PHASE 2)	
13,248	13,344
SUBTOTALS (STAGE 2A)	
285	285
345	345
SUBTOTALS (STAGE 2A)	
630	630
SUBTOTALS (STAGE 2B)	
290	960
255	255
710	710
SUBTOTALS (STAGE 2B)	
545	1,925
SUBTOTALS (STAGE 2C)	
9,020	9,020
...	...
1,890	1,890
4,610	4,610
SUBTOTALS (STAGE 2C)	
0	15,520
SUBTOTALS (STAGE 2D)	
...	...
1,130	1,130
1,370	1,370
2,780	2,780
440	440
SUBTOTALS (STAGE 2D)	
3,220	5,720
SUBTOTALS (STAGE 3A)	
...	...
1,370	1,370
1,160	1,160
1,370	1,370
...	...
1,250	1,250
SUBTOTALS (STAGE 3A)	
1,475	5,150
SUBTOTALS (STAGE 3B)	
...	...
78	78
1,770	1,770
SUBTOTALS (STAGE 3B)	
1,770	1,848
SUBTOTALS (STAGE 4)	
35,013	67,282
TOTALS	
9,291	9,291

CRASH CUSHIONS PERMANENT

614.0800	CRASH CUSHIONS PERMANENT	BACK WIDTH FT	OBJECT MARKING PATTERN	CRASH TEST LEVEL	TRAFFIC DIRECTION	TRAFFIC LOCATION	CRASH CUSHION SHIELDS
1000	STAGE 4 553+02 16.0 LT	8	OM-3C (W5-58D)	TL-3	BIDIRECTIONAL	L AND R	PERMANENT CONCRETE BARRIER IN MEDIAN
	553+80 16.0 LT	8	OM-3C (W5-58D)	TL-3	BIDIRECTIONAL	L AND R	PERMANENT CONCRETE BARRIER IN MEDIAN
	TOTAL	2					

FENCE WOVEN WIRE

616.0100.002	SPV.0060.004	ACCESS GATE	4-FT LF	6-FOOT EACH
1000	535+00 - 544+18	RT	920	---
	535+00 SB - 544+25 SB	LT	930	---
	544+76 SB - 565+57 SB	LT	2,150	---
	544+69 - 564+49	RT	2,050	---
	565+34 - 578+01	RT	1,400	1
	565+69 SB - 582+37 SB	LT	2,000	---
	577+56 - 603+63	RT	3,000	---
	582+39 SB - 597+51 SB	LT	1,600	1
	603+83 VB - 614+75 VB	RT	1,050	---
	TOTALS		15,100	2

CRASH CUSHIONS TEMPORARY

614.0905	SPV.0060.005	CRASH CUSHION TEMPORARY LOW	BACK WIDTH FT	OBJECT MARKING PATTERN	CRASH TEST LEVEL	TRAFFIC DIRECTION	TRAFFIC LOCATION	CRASH CUSHION SHIELDS
1000	PRE STAGE 2A PHASE 1	583+45 TW_SB	27	RT	TL-3	UNIDIRECTIONAL	RT	SINGLE TEMPORARY BARRIER
	STAGE 2A PHASE 2	607+88 TW_SB	5	RT	TL-3	UNIDIRECTIONAL	L AND R	SINGLE TEMPORARY BARRIER
		608+23 VBx2	3.5	LT	TL-3	UNIDIRECTIONAL	RT	SINGLE TEMPORARY BARRIER
	STAGE 2B	600+86 TW_SB	5	RT	TL-3	UNIDIRECTIONAL	L AND R	SINGLE TEMPORARY BARRIER
		601+18 VBx3	5	LT	TL-3	UNIDIRECTIONAL	RT	SINGLE TEMPORARY BARRIER
	STAGE 3A	614+13 VBx2	5	RT	TL-3	UNIDIRECTIONAL	RT	SINGLE TEMPORARY BARRIER
	STAGE 3B	611+95 SB	69	LT	TL-3	UNIDIRECTIONAL	RT	SINGLE TEMPORARY BARRIER
	TOTALS		3					

FENCE SAFETY

CATEGORY	STATION - LOCATION	LOCATION	616.0700.S LF
1000	UNDISTRIBUTED		500

MAINTENANCE AND REPAIR OF HAUL ROADS

CATEGORY	PROJECT	616.0100.002 EACH	CATEGORY	PROJECT	616.1000 EACH
1000	1003-10-76	1	1000	1003-10-76	0.30

SILT FENCE

CATEGORY	STAGE	STATION - LOCATION	OFFSET	LF	628.1520 SILT FENCE MAINTENANCE LF
1000	STAGE 2A	564+00 - 566+00	RT	205	1,435
		566+45 SB - 571+15 SB	LT	475	3,225
		576+60 - 579+50	RT	375	2,825
		SUBTOTALS (STAGE 2A)		1,055	7,385
	STAGE 3A	564+50 SB - 565+50 SB	LT	110	980
		581+50 SB - 583+90 SB	LT	260	2,340
		SUBTOTALS (STAGE 3A)		370	3,320
		UNDISTRIBUTED	---	360	2,680
		TOTALS		1,785	13,395

Addendum No. 02
ID 1003-10-76
Revised Sheet 190
August 3, 2017

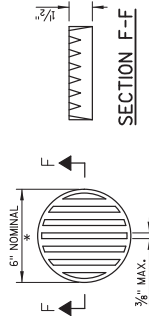
MGS GUARDRAIL SUMMARY

CATEGORY	STATION - LOCATION	LOCATION	614.2300 MGS GUARDRAIL 3 LF	614.2500 MGS THREE BEAM TRANSITION LF	614.2610 MGS GUARDRAIL TERMINAL TYPE 2 EACH	614.2620 MGS GUARDRAIL TERMINAL EACH
1000	575+08.0 - 575+61.0	RT	187.5	---	1	---
	575+61.0 - 577+48.5	RT	---	38.4	---	---
	577+48.5 - 577+87.9	RT	---	38.4	---	---
	582+51.9 SB - 582+91.3 SB	LT	---	---	---	---
	582+91.3 SB - 584+53.8 SB	LT	162.5	---	---	---
	584+53.8 SB - 585+06.9 SB	LT	---	---	1	---
	595+15.0 - 596+68.1	RT	---	---	1	---
	596+68.1 - 597+94.5	RT	126.4	---	---	1
	TOTALS		476.4	78.8	3	1

TOTAL ESTIMATED QUANTITIES

BID ITEM NUMBER	BID ITEM DESCRIPTION	UNIT	SOUTH ABUTMENT	PIER 1	PIER 2	NORTH ABUTMENT	NORTH APPROACH	SUPER.	TOTALS
203.0200	REMOVING OLD STRUCTURE STA. 580+29.50 'SB'	LS							1
203.0225-S	DEBRIS CONTAINMENT STRUCTURE B-53-36	LS							1
206.1000	EXCAVATION FOR STRUCTURES BRIDGES B-53-321	LS							980
206.1500	BACKFILL STRUCTURE TYPE A	TON	500			480			400
205.0200	BASE AGGREGATE DENSE 1 1/4-INCH	TON	200		1,560	970	200	5,520	8,860
203.0005	ICE MELTING ENHANCING RING	LB	50	2,340	208	230	20	1,760	2,630
203.0005	ICE MELTING ENHANCING RING	SY	134	312	208	129	185	260	500
503.3200	PROTECTIVE SURFACE TREATMENT	SY	185			20			2,300
503.3200	PRESTRESSED ORDER TYPE 1.45W-INCH	LF	20						30,160
503.0400	BAR STEEL REINFORCEMENT HS STRUCTURES	LB	10,020	5,780	5,780	9,580	17,900	144,380	266,160
503.0600	BAR STEEL REINFORCEMENT HS COATED STRUCTURES	LB	17,940	46,630	34,570	2,310	10,400		2,080
506.2605	BEARING PADS ELASTOMERIC NON-LAMINATED	EA	1,040			9			36
506.2610	BEARING PADS ELASTOMERIC LAMINATED	EA		18					18
506.4000	STEEL DIAPHRAGMS B-53-321	EA						32	32
511.200	TEMPORARY SHORING B-53-321	SF	350	2,100	1,890	350			4,690
516.0500	RUBBERIZED MEMBRANE WATERPROOFING	SY	44			44			88
550.2126	PILING CIP CONCRETE 12 3/4 X 0.375-INCH	LF	1,120	3,290	3,055	1,120			8,585
604.0500	SLOPE PAVING CRUSHED AGGREGATE	SY	610			650			1,260
612.0406	PIPE UNDERDRAIN WRAPPED 6-INCH	LF	150			150			300
645.0101	ANCHOR ASSEMBLIES FOR STEEL PLATE BEAM GUARD	EA	1				1		2
645.0111	GEOTEXTILE TYPE DF SCHEDULE A	SY	130						260
652.0225	CONDUIT RIGID METALLIC 2-INCH	LF	6				6		24
652.0225	CONDUIT RIGID METALLIC SCHEDULE 40 2-INCH	LF	60				60		240
653.0225	JUNCTION BOXES 18X24X6-INCH	EA						12	12
654.0035.140	HIGH PERFORMANCE CONCRETE (HPC) MASONRY STRUCTURES	CF	68						2
654.0085.101	TEMPORARY SHORING RAILING	LF		1,300					1,300
654.0085.150	LONGITUDINAL GROOVING BRIDGE DECK	SF	1,145				1,145		17,070
	FILLER	SIZE							1/2" & 3/4"

Addendum No. 02
ID 1003-10-76
Revised Sheet 373
August 3, 2017

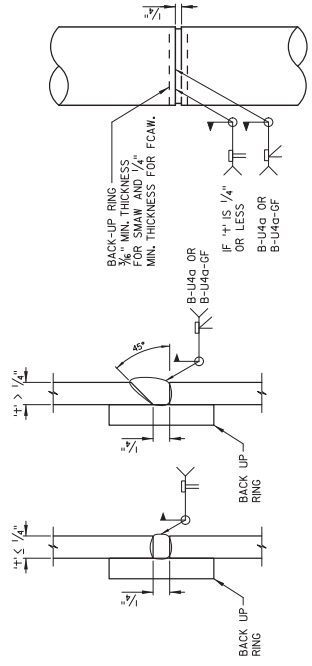


RODENT SHIELD DETAIL

* DIMENSIONS ARE APPROXIMATE. THE GRATE IS SIZED TO FIT INTO A PIPE COUPLING. ORIENT 50 SLOTS ARE VERTICAL.

THE RODENT SHIELD, PIPE COUPLING AND SCREWS SHALL BE CONSIDERED INCIDENTAL TO THE BID ITEM "PIPE UNDERDRAIN WRAPPED 6 INCH".

THE RODENT SHIELD SHALL BE A PVC GRATE SIMILAR TO THIS DETAIL. THE GRATE IS COMMERCIALY AVAILABLE AS A FLOOR STRAINER. A PIPE COUPLING IS REQUIRED FOR THE ATTACHMENT OF THE RODENT SHIELD TO THE PIPE. THE RODENT SHIELD SHALL BE FASTENED TO THE PIPE COUPLING WITH TWO OR MORE NO. 10 X 1-INCH STAINLESS STEEL SHEET METAL SCREWS.



C.I.P. PIPE WELD DETAIL

C.I.P. PIPE PILE'

William C. Decker
TAB
7/28/17



07/27/2017

NO.	DATE	REVISION	BY
1	7-27-17	PRE-SUBMIT UNCONSOLIDATED MATERIAL	CAB
		BID ITEM REMOVED	

STATE OF WISCONSIN
DEPARTMENT OF TRANSPORTATION

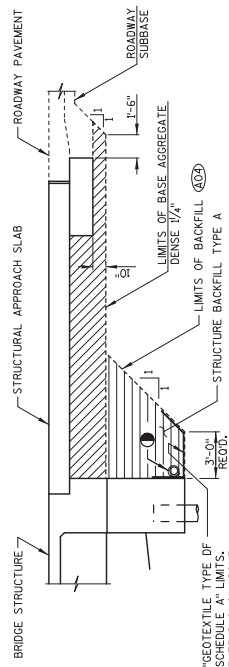
STRUCTURE B-53-321

DRAWN BY: KAM
CHECKED BY: KRM/CAB

QUANTITIES AND DETAILS

SHEET 3 OF 36

373



BACKFILL STRUCTURE LIMITS

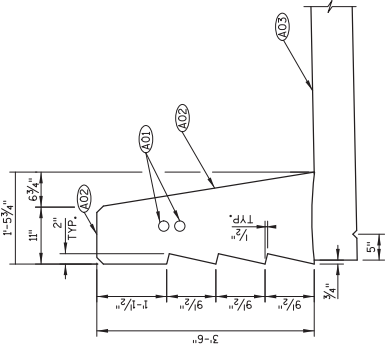
THE UPPER LIMITS OF "EXCAVATION FOR STRUCTURES BRIDGES B-53-321" SHALL BE THE EXISTING GROUNDLINE.

AT THE BACKFACE OF ABUTMENT ALL VOLUME WHICH CANNOT BE PLACED AGAINST THE EXCAVATION SHALL BE BACKFILLED WITH STRUCTURE BACKFILL. THE NEW STRUCTURE SHALL BE BACKFILLED WITH STRUCTURE BACKFILL. EXCAVATION BELOW THE ABUTMENT AND ABUTMENT BEDDING MATERIALS REQUIRES ENGINEER APPROVAL. GEOTEXTILE SHALL BE SET AT THE BOTTOM OF EXCAVATION AND EXTEND 2'-0" ABOVE THE BOTTOM OF THE ABUTMENT.

PIPE UNDERDRAIN WRAPPED 6-INCH, SLOPE 0.5X MIN. TO SUITABLE DRAINAGE. ATTACH RODENT SHIELD AT ENDS OF PIPE UNDERDRAIN.

42" SINGLE SLOPE PARAPET MODIFIED

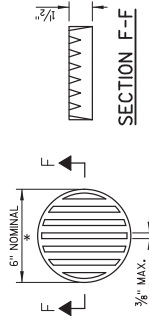
- (A01) 2'-2" DIA. RIGID CONDUIT, WEST PARAPET ONLY. SEE SHTS. 33 & 36.
- (A02) PIGMENTED SURFACE SEALER TO BE APPLIED TO TOP AND INSIDE FACE OF PARAPET ON THE BRIDGE AND STRUCTURE APPROACH SLAB.
- (A03) PROTECTIVE SURFACE TREATMENT TO BE APPLIED TO THE ENTIRE TOP OF DECK AND STRUCTURE APPROACH SLAB.



TOTAL ESTIMATED QUANTITIES

BID ITEM NUMBER	BID ITEM DESCRIPTION	UNIT	SOUTH ABUTMENT	PIER 1	PIER 2	NORTH ABUTMENT	NORTH APPROACH	SUPER.	TOTALS
203.0200	REMOVING OLD STRUCTURE STA. 579+87.70	LS							1
203.0225	DEBRIS CONTAINMENT STRUCTURE B-53-37	LS							1
206.1000	EXCAVATION FOR STRUCTURES BRIDGES B-53-322	LS							1,020
210.1500	BACKFILL STRUCTURE TYPE A	TON	500			520			400
500.0200	BASE AGGREGATE DENSE 1 1/4-INCH	TON	200				200		1,290
501.0005	ICE HOT WEATHER CONCRETING	LB	980	2,370	1,600	1,040	30	5,520	8,940
502.0000	PROTECTIVE SURFACE TREATMENT	SY	130	36	213	138	62	1,760	2,500
502.3200	PIGMENTED SURFACE SEALER	SY	130	36	213	138	62	260	300
503.0146	PRESTRESSED CONCRETE TYPE 1 45W-INCH	LF	20						2,300
503.0400	BAR STEEL REINFORCEMENT HS STRUCTURES	LB	9,840	5,780	5,780	10,070			31,470
503.0800	BAR STEEL REINFORCEMENT HS COATED STRUCTURES	LB	17,890				17,930		266,640
503.0805	BAR STEEL REINFORCEMENT HS STAINLESS STRUCTURES	LB	1,040			2,330	1,040		2,080
506.2605	BEARING PADS ELASTOMERIC LAMINATED	EACH	9	18	18	9			36
506.4000	STEEL DIAPHRAGMS B-53-322	EACH						32	32
511.0200	TEMPORARY SHORING B-53-322	SF	300	1,800	1,990	600			4,690
516.0500	RUBBERIZED MEMBRANE WATERPROOFING	SY	44			44			88
550.2226	PILING CIP CONCRETE 12 3/4 X 0.215-INCH	LF	1,040	3,230	3,525	960			8,815
604.0500	SLOPE PAVING CRUSHED AGGREGATE	SY	360			390			750
612.0406	PIPE UNDERDRAIN WRAPPED 6-INCH	LF	150			150			300
645.0150	ANCHOR ASSEMBLIES FOR STEEL PLATE BEAM GUARD	EACH	1				1		2
645.0111	GEOTEXTILE TYPE DF SCHEDULE A	SY	120			120			240
652.0225	CONDUIT RIGID METALLIC SCHEDULE 40 2-INCH	LF	6			6		12	24
654.0225	JUNCTION BOXES 18X26X6-INCH	LF	60			60		520	640
811.0035.140	HIGH PERFORMANCE CONCRETE (HPC) MASONRY STRUCTURES	CT	68			68		136	872
811.0085.101	TEMPORARY SHORING RAILROAD	SF							1,350
811.0085.150	LONGITUDINAL GROOVING BRIDGE DECK	SF	1,145		1,350			14,780	17,070
	FILLER	SIZE							1/2" & 3/4"

Addendum No. 02
ID 1003-10-76
Revised Sheet 409
August 3, 2017

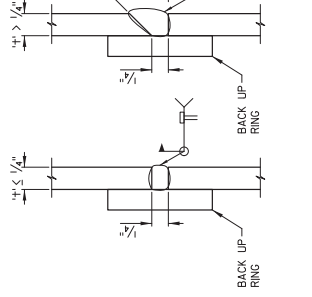


RODENT SHIELD DETAIL

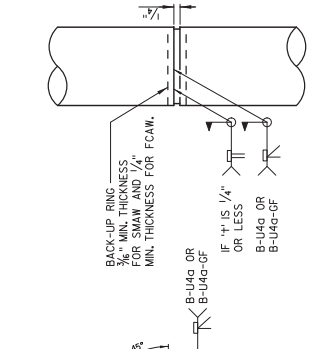
* DIMENSIONS ARE APPROXIMATE. THE GRATE IS SIZED TO FIT INTO A PIPE COUPLING. ORIENT 50 SLOTS ARE VERTICAL.

THE RODENT SHIELD, PIPE COUPLING AND SCREWS SHALL BE CONSIDERED INCIDENTAL TO THE BID ITEM "PIPE UNDERDRAIN WRAPPED 6-INCH".


THE RODENT SHIELD SHALL BE A PVC GRATE SIMILAR TO THIS DETAIL. THE GRATE IS COMMERCIALY AVAILABLE AS A FLOOR STRAINER. A PIPE COUPLING IS REQUIRED FOR THE ATTACHMENT OF THE RODENT SHIELD TO THE PIPE. THE PIPE COUPLING SHALL BE MORE NO. 10 X 1-INCH STAINLESS STEEL SHEET METAL SCREWS.



C.I.P. PILE WELD DETAIL



C.I.P. PILE DETAIL



BACKFILL STRUCTURE LIMITS

THE UPPER LIMITS OF "EXCAVATION FOR STRUCTURES BRIDGES B-53-322" SHALL BE THE EXISTING GROUNDLINE.

AT THE BACKFACE OF ABUTMENT ALL VOLUME WHICH CANNOT BE EXCAVATED SHALL BE BACKFILLED WITH STRUCTURE BACKFILL. THE NEW STRUCTURE SHALL BE BACKFILLED WITH STRUCTURE BACKFILL. EXCAVATION BELOW THE ABUTMENT AND ABUTMENT BEDDING MATERIALS REQUIRES ENGINEER APPROVAL. GEOTEXTILE SHALL BE SET AT THE BOTTOM OF EXCAVATION AND EXTEND 2'-0" ABOVE THE BOTTOM OF THE ABUTMENT.

PIPE UNDERDRAIN WRAPPED 6-INCH, SLOPE 0.5X MIN. TO SUITABLE DRAINAGE. ATTACH RODENT SHIELD AT ENDS OF PIPE UNDERDRAIN.

42" SINGLE SLOPE PARAPET MODIFIED

- (A01) 2-2" DIA. RIGID CONDUIT, EAST PARAPET ONLY. SEE SHTS. 33 & 36.
- (A02) PIGMENTED SURFACE SEALER TO BE APPLIED TO TOP AND INSIDE FACE OF PARAPET ON THE BRIDGE AND STRUCTURE APPROACH SLAB.
- (A03) PROTECTIVE SURFACE TREATMENT TO BE APPLIED TO THE ENTIRE TOP OF DECK AND STRUCTURE APPROACH SLAB.

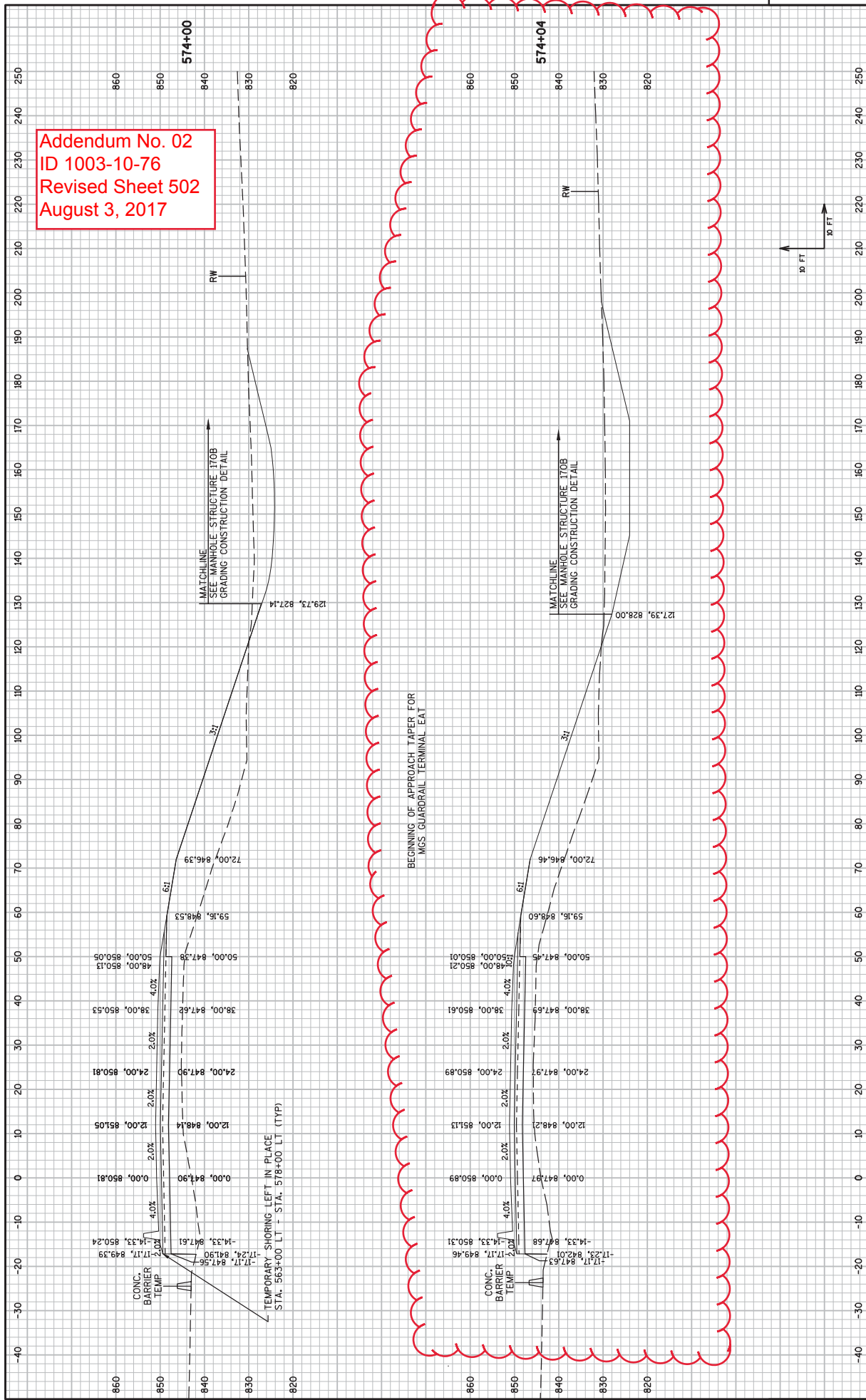


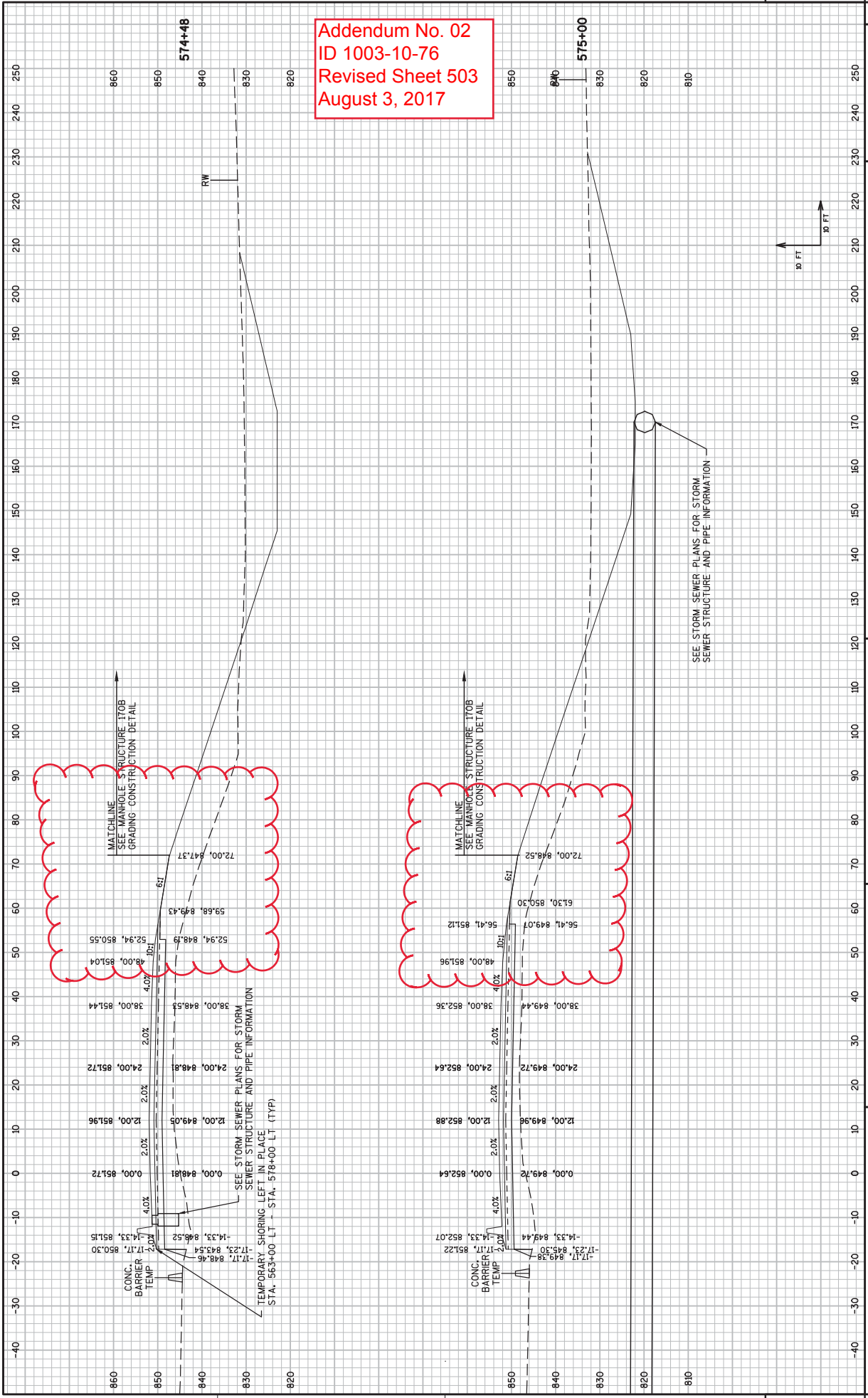
07/27/2017

William C. DeLuna
7/28/17

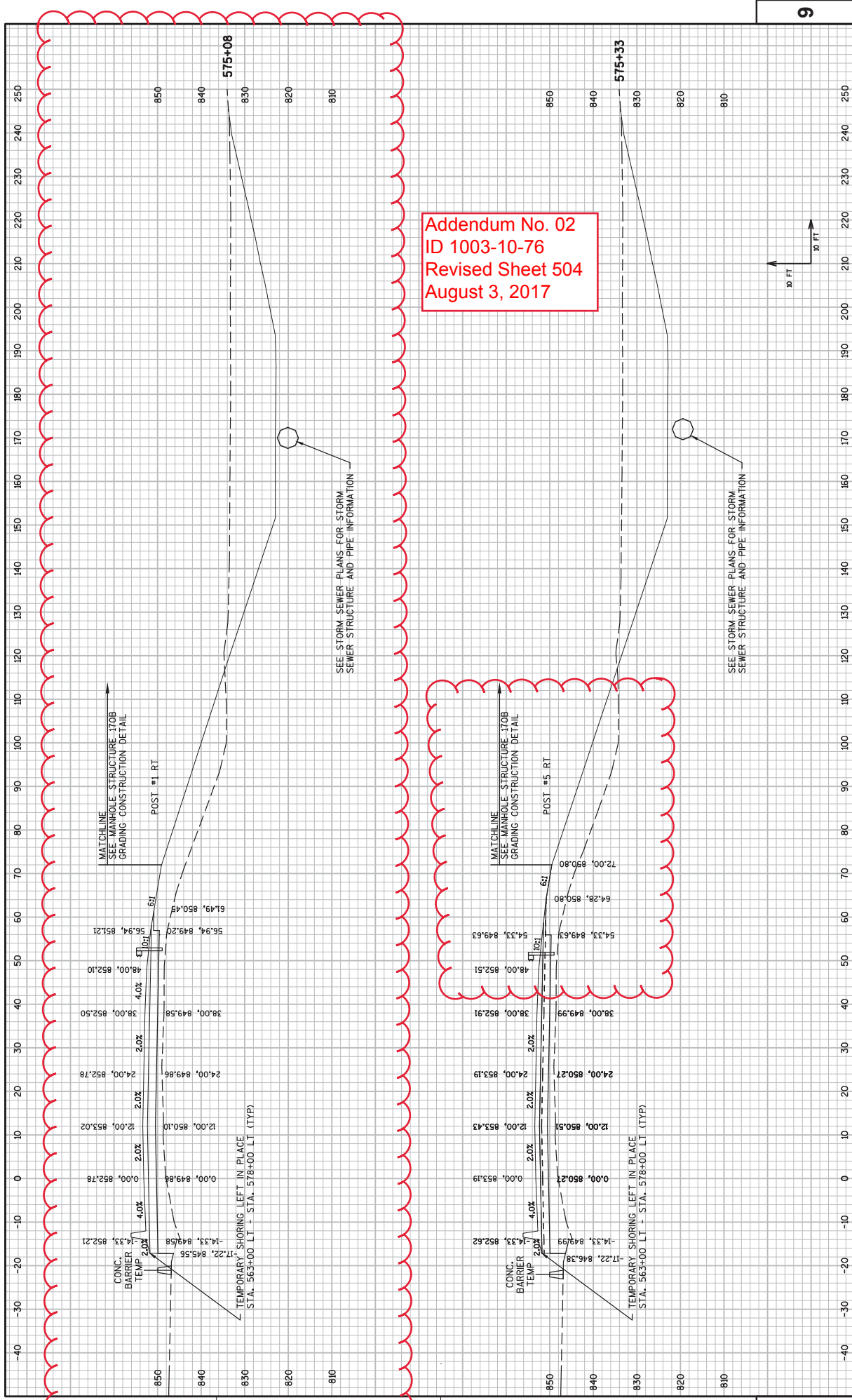
1	7-27-17	PRE-EMING UNCONSOLIDATED MATERIAL	CAB
NO.	DATE	REVISION	BY
STATE OF WISCONSIN DEPARTMENT OF TRANSPORTATION			
STRUCTURE B-53-322			
DESIGNED BY	INVESTIGATED BY	APPROVED BY	DATE
	KAM	JKR	KRH/CAB
QUANTITIES AND DETAILS			SHEET 3 OF 36
			409

Addendum No. 02
 ID 1003-10-76
 Revised Sheet 502
 August 3, 2017

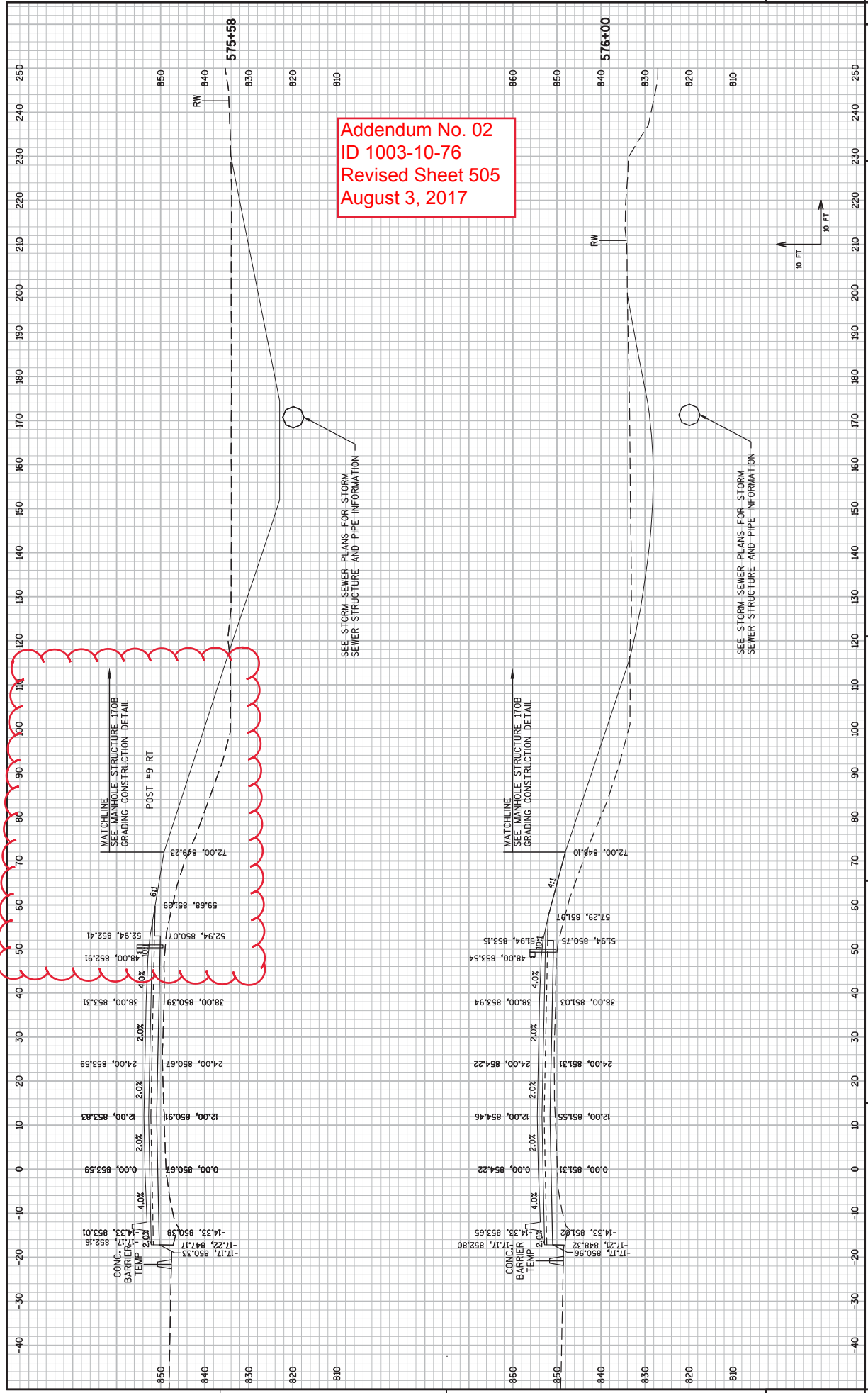




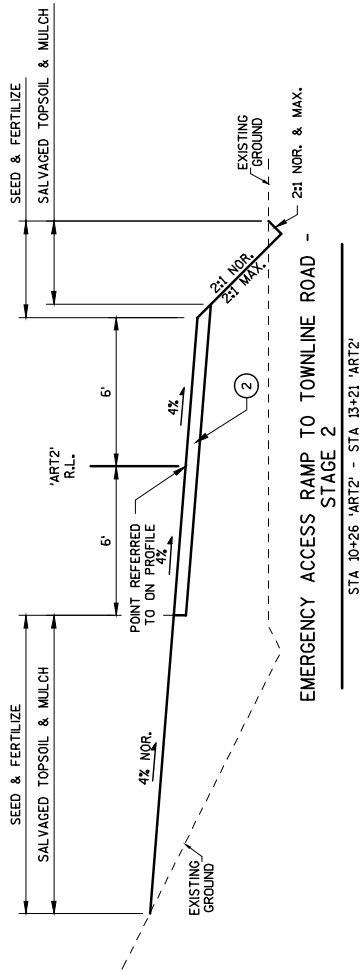
Addendum No. 02
 ID 1003-10-76
 Revised Sheet 503
 August 3, 2017



Addendum No. 02
 ID 1003-10-76
 Revised Sheet 504
 August 3, 2017



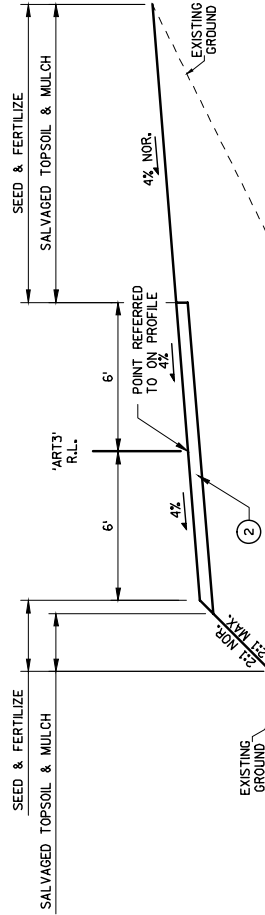
Addendum No. 02
ID 1003-10-81
Added Sheet 24A
August 3, 2017



EMERGENCY ACCESS RAMP TO TOWNLINE ROAD -
STAGE 2

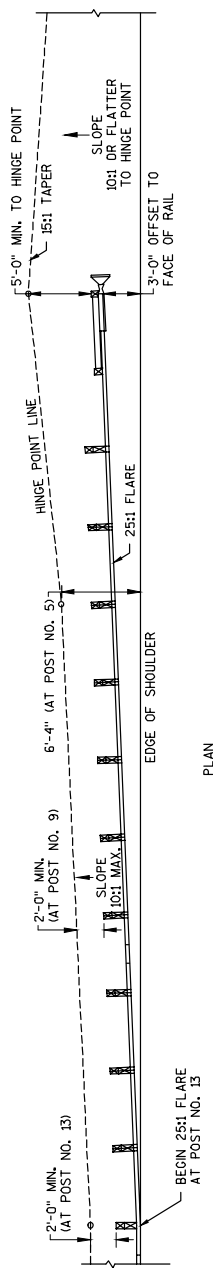
STA 10+26 'ART2' - STA 13+21 'ART2'

② 6-INCHES BASE AGGREGATE DENSE 1 1/4-INCH

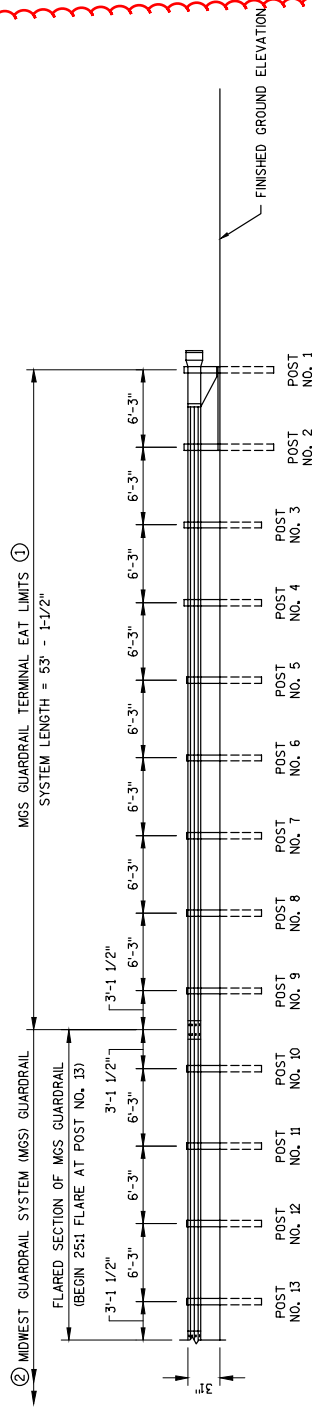


EMERGENCY ACCESS RAMP TO TOWNLINE ROAD -
STAGE 3

STA 10+24 'ART3' - STA 13+30 'ART3'



PLAN



ELEVATION

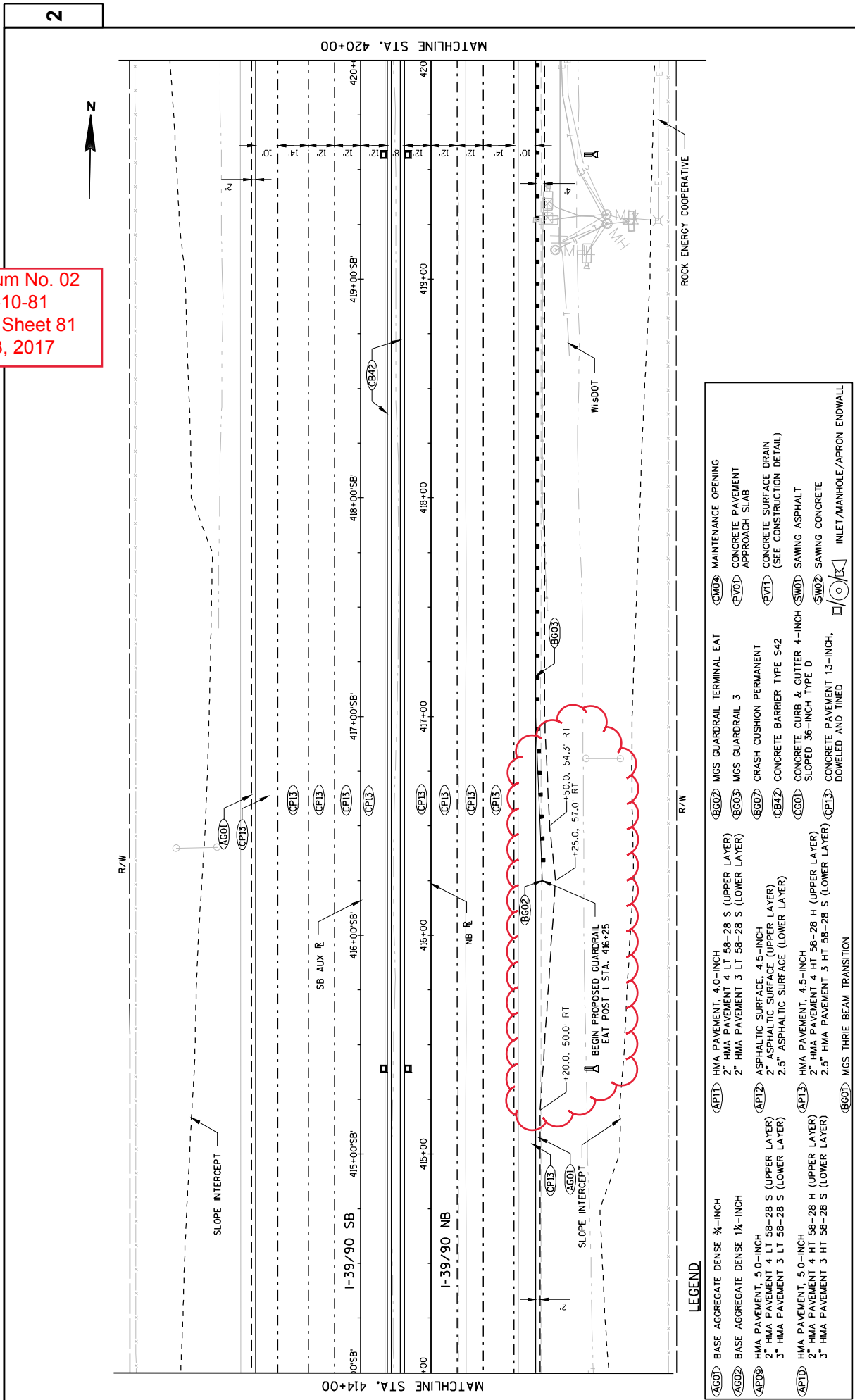
MIDWEST GUARDRAIL TERMINAL EAT - MODIFIED LAYOUT

NOTE

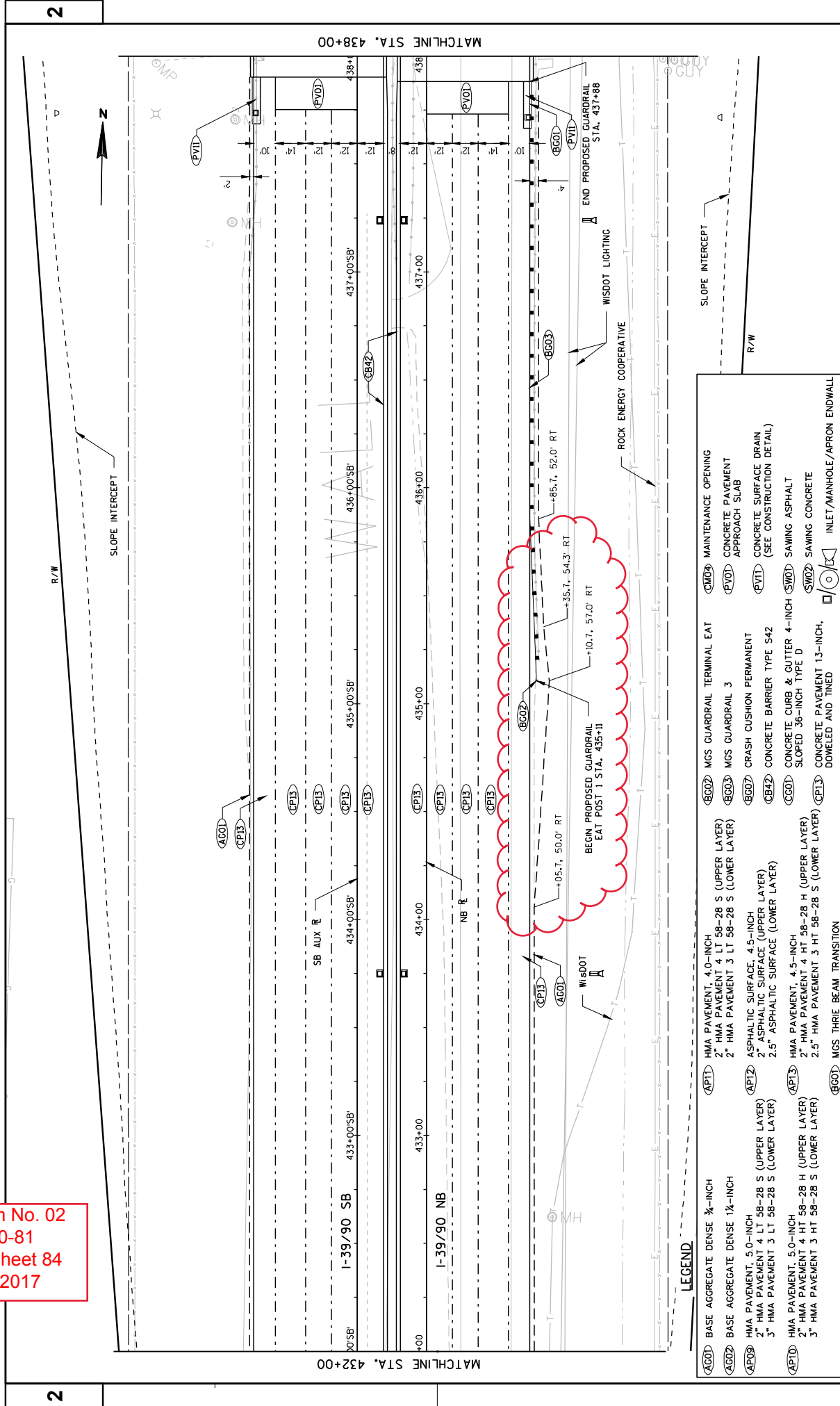
- ① REFER TO S.D.D. "MIDWEST GUARDRAIL SYSTEM (MGS) EAT" FOR ADDITIONAL INFORMATION INCLUDING POST DETAILS AND CONSTRUCTION NOTES.
- ② REFER TO S.D.D. "MIDWEST GUARDRAIL SYSTEM (MGS) GUARDRAIL" FOR ADDITIONAL INFORMATION.

Addendum No. 02
 ID 1003-10-81
 Added Sheet 49A
 August 3, 2017

Addendum No. 02
ID 1003-10-81
Revised Sheet 81
August 3, 2017

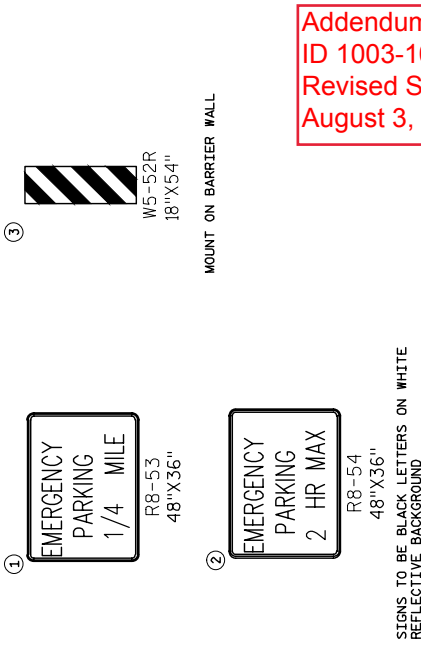


Addendum No. 02
 ID 1003-10-81
 Revised Sheet 84
 August 3, 2017



LEGEND

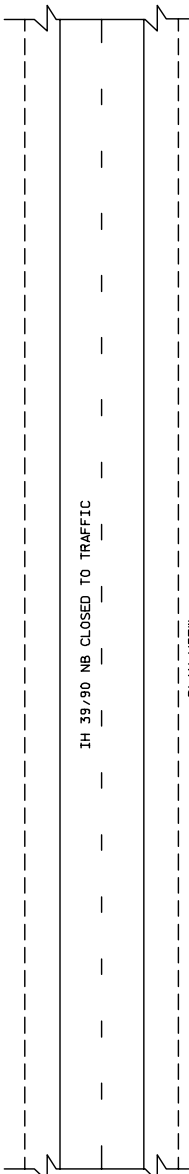
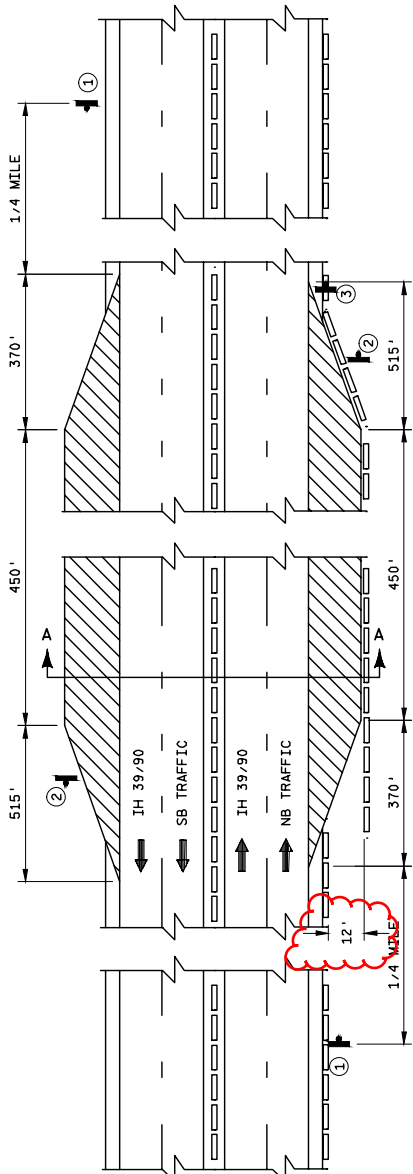
(A00) BASE AGGREGATE DENSE 3/4-INCH	(A01) HMA PAVEMENT, 4.0-INCH	(B00) MGS THRIE BEAM TRANSITION
(A02) BASE AGGREGATE DENSE 1 1/2-INCH	2" HMA PAVEMENT 4 LT 58-28 S (UPPER LAYER)	(B01) MGS GUARDRAIL TERMINAL EAT
(A03) HMA PAVEMENT, 5.0-INCH	2" HMA PAVEMENT 3 LT 58-28 S (LOWER LAYER)	(B02) MGS GUARDRAIL 3
(A04) 2" HMA PAVEMENT 4 LT 58-28 S (UPPER LAYER)	ASPHALTIC SURFACE, 4.5-INCH	(B03) CRASH CUSHION PERMANENT
(A05) 3" HMA PAVEMENT 3 LT 58-28 S (LOWER LAYER)	2" ASPHALTIC SURFACE (UPPER LAYER)	(B04) CONCRETE BARRIER TYPE S42
(A06) HMA PAVEMENT, 5.0-INCH	2.5" ASPHALTIC SURFACE (LOWER LAYER)	(C00) CONCRETE CURB & GUTTER 4-INCH SLOPED 36-INCH TYPE D
(A07) 2" HMA PAVEMENT 4 HT 58-28 H (UPPER LAYER)	(A08) HMA PAVEMENT, 4.5-INCH	(C01) CONCRETE PAVEMENT 13-INCH, DOWELED AND TINED
(A09) 3" HMA PAVEMENT 3 HT 58-28 S (LOWER LAYER)	2" HMA PAVEMENT 4 HT 58-28 H (UPPER LAYER)	(C02) CONCRETE PAVEMENT 13-INCH, DOWELED AND TINED
	2.5" HMA PAVEMENT 3 HT 58-28 S (LOWER LAYER)	(C03) INLET/MANHOLE/APRON ENDWALL



Addendum No. 02
ID 1003-10-81
Revised Sheet 274
August 3, 2017

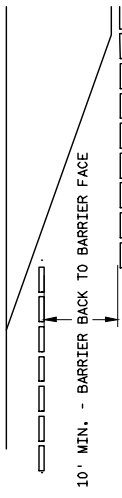
STIGNS TO BE BLACK LETTERS ON WHITE REFLECTIVE BACKGROUND

SIGNS FOR TEMPORARY EMERGENCY PULLOUTS

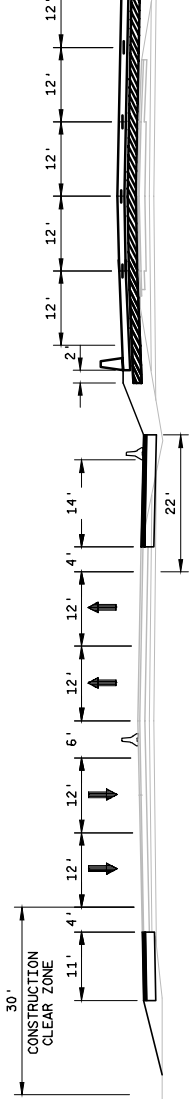


PLAN VIEW

TEMPORARY EMERGENCY PULLOUTS FOR DIVIDED HIGHWAYS



10' MIN. - BARRIER BACK TO BARRIER FACE

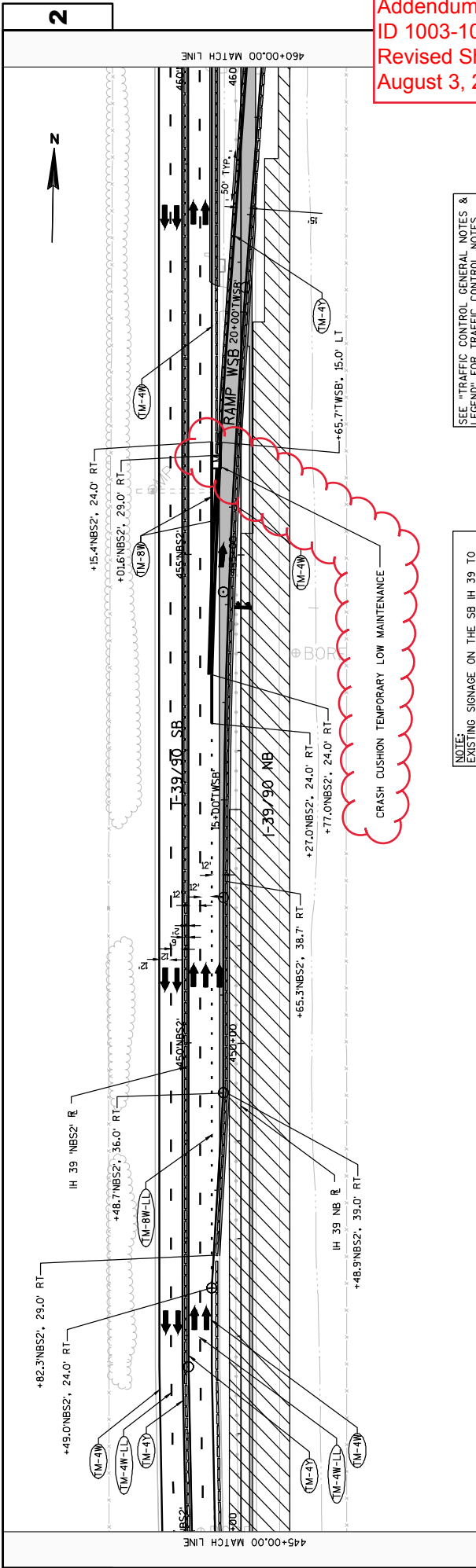


SECTION A-A

GENERAL NOTES

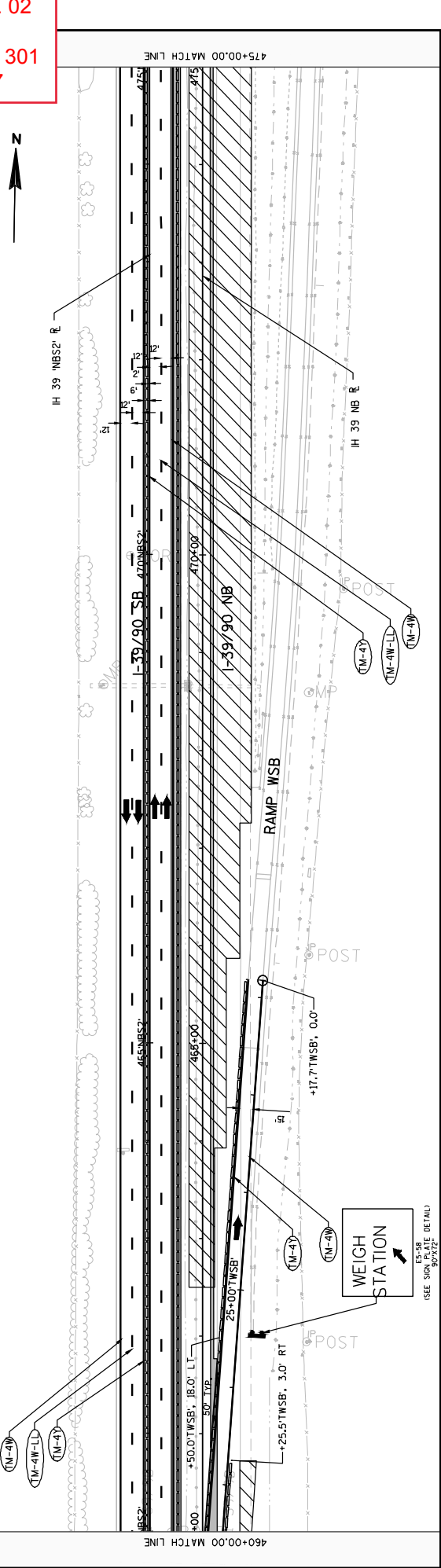
DETAILS OF CONSTRUCTION, MATERIALS AND WORKMANSHIP NOT SHOWN ON THIS DRAWING SHALL CONFORM TO THE PERTINENT REQUIREMENTS OF THE STANDARD SPECIFICATIONS, APPLICABLE SPECIAL PROVISIONS AND THE MANUAL ON UNIFORM TRAFFIC CONTROL DEVICES.
TEMPORARY EMERGENCY PULLOUTS AND SIGNS SHALL BE REMOVED AND THE ROADWAY RESTORED TO ITS ORIGINAL CROSS SECTION AND CONDITION PRIOR TO REOPENING THE ROADWAY TO ONE WAY TRAFFIC.
OPENING IN CONCRETE BARRIER TEMPORARY PRECAST SHALL NOT BE USED AS ACCESS TO WORK ZONE. OPENING TO BE USED FOR EMERGENCY RESPONDERS ONLY.

Addendum No. 02
 ID 1003-10-81
 Revised Sheet 301
 August 3, 2017

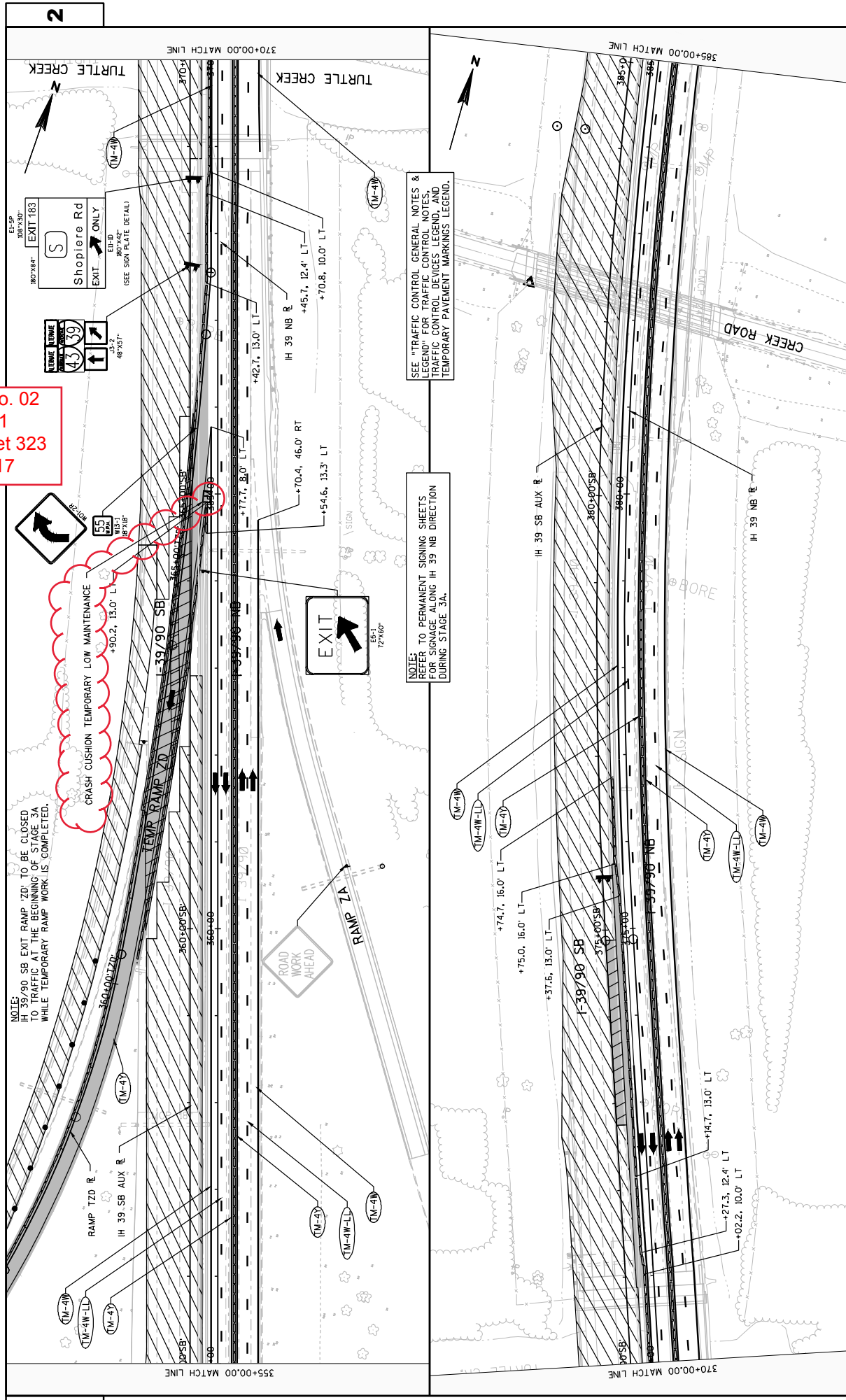


NOTE:
 SEE "TRAFFIC CONTROL GENERAL NOTES & LEGEND" FOR TRAFFIC CONTROL NOTES, TRAFFIC CONTROL DEVICES LEGEND, AND TEMPORARY PAVEMENT MARKINGS LEGEND.

NOTE:
 SIGNING ON THE SB IH 39 TO EXISTING STAGE 2A. SEE SIGNING REMOVALS SHEETS FOR IH 39 SB SIGNAGE.

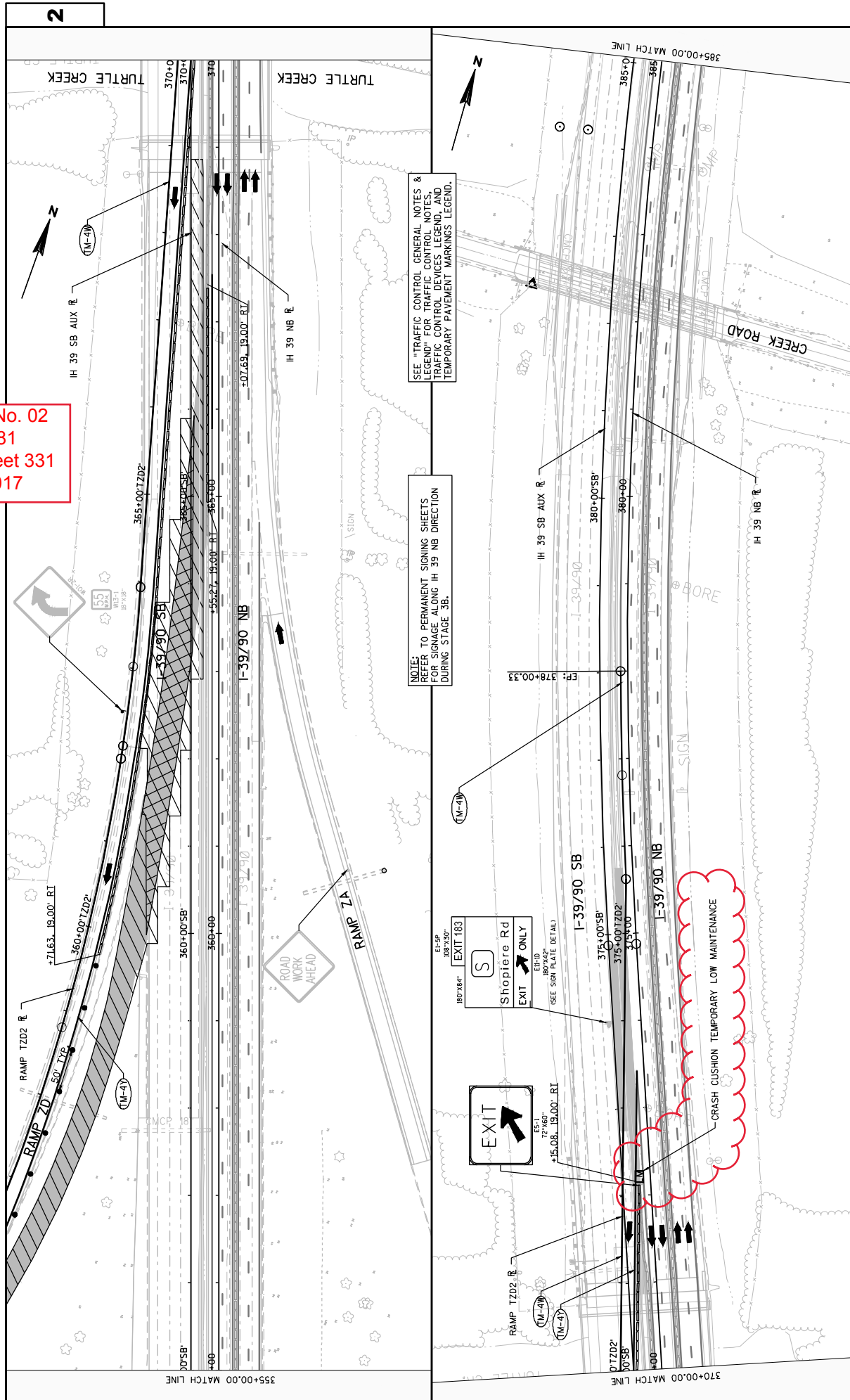


Addendum No. 02
 ID 1003-10-81
 Revised Sheet 323
 August 3, 2017



PROJECT NO: 1003-10-81	COUNTY: ROCK	TRAFFIC CONTROL - STAGE 3A (DAY-TIME)	SHEET 323
HWY: IH 39			
FILE NAME : L:\WORK\11-39-SOUTH-SEGMENT\000_CAD\001_DRAWINGS_2014\1003-10-81_HART TO WOODMAN MAIN.PIN.POST 100A\025003_TC_S3A.DWG LAYOUT NAME : 05 PLOT DATE : 8/2/2017 7:37 AM PLOT BY : SCHNEIDER, MICHAEL PLOT NAME : PLOT SCALE : 1:1 IN:100 FT WISDOT/CADD SHEET 44			

Addendum No. 02
 ID 1003-10-81
 Revised Sheet 331
 August 3, 2017



NOTE: REFER TO PERMANENT SIGNING SHEETS FOR SIGNAGE ALONG IH 39 NB DIRECTION DURING STAGE 3B.

SEE "TRAFFIC CONTROL GENERAL NOTES & LEGEND" FOR TRAFFIC CONTROL NOTES, TRAFFIC CONTROL DEVICES LEGEND, AND TEMPORARY PAVEMENT MARKINGS LEGEND.

PROJECT NO: 1003-10-81	HWY: IH 39	COUNTY: ROCK	TRAFFIC CONTROL - STAGE 3B (DAY-TIME)	SHEET 331
FILE NAME : L:\WORK\IH-39-SOUTH-SEGMENT\000_CAD\001_DRAWINGS_2014\1003-10-81_HART TO WOODMAN MAINLINE\POST 100A\025003_TC_S3B.DWG				
LAYOUT NAME : 05				
PLOT DATE : 8/2/2017 7:41 AM				
PLOT BY : SCHNEIDER, MICHAEL				
PLOT SCALE : 1 IN=100 FT				
WISDOT/CADD SHEET 44				

REMOVING GUARDRAIL

STAGE	ROADWAY	STATION - STATION	LOCATION	LF
STAGE 1A/1B	IH 39 NB	299+26 - 301+10	LT	380
		348+47 - 350+84	LT	485
		381+46 - 383+14	LT	351
		436+95 - 438+05	LT	111
		439+35 - 454+68	LT	1,533
		454+68 - 457+33	LT	265
		457+90 - 458+87	LT	97
		458+87 - 517+26	LT	5,840
		457+90 - 535+00	LT	7,710
		517+26 - 521+55	RT	431
		521+56 - 533+24	LT	1,169
		531+19 - 534+76	RT	357
STAGE 1 SUBTOTAL				17,513
STAGE 2A/2B	IH39 NB	346+11 - 351+61	RT	550
		366+22 - 369+03	RT	281
		369+07 - 369+14	LT	107
		417+49 - 419+41	RT	192
		426+29 - 430+70	RT	441
		435+20 - 437+91	RT	272
STAGE 2 SUBTOTAL				1,843
STAGE 3A/3B	IH39 'SB'	370+75 - 373+68	LT	283
		370+75 - 371+81	RT	106
		435+04 - 438+06	LT	302
		436+97 - 438+07	LT	110
		439+08 - 440+19	LT	111
		439+10 - 442+15	LT	305
STAGE 3 SUBTOTAL				1,227
PROJECT TOTALS				4,286

Addendum No. 02
ID 1003-10-81
Revised Sheet 425
August 3, 2017

FINISHING ROADWAY

213.0100.001	
FINISHING ROADWAY	1
EACH	1
PROJECT ID	1003-10-81
PROJECT TOTAL	1

TEMPORARY BASE AGGREGATE DENSE

STAGE	STATION - STATION	LOCATION	SF	BASE AGGREGATE DENSE 1 1/4 TON	BASE AGGREGATE DENSE 3/4 TON	SELECTED CRUSHED MATERIAL TON	624.0100" WATER M/GAL
STAGE 1A	IH 39	294+51 - 309+70	27,660	1,333	-	2,595	0.1
		322+42 - 333+18	4,633	286	-	-	0.1
		330+72 - 334+99	1,745	108	-	-	0.1
		343+09 - 350+39	2,149	133	-	-	0.1
		346+35 - 360+25	9,659	874	-	-	0.1
		368+47 - 369+13	246	63	-	-	0.1
		374+91 - 376+70	359	58	-	-	0.1
		378+88 - 380+08	490	56	-	-	0.1
		390+47 - 396+68	7,863	1,179	-	-	0.1
		411+00 - 424+35	12,617	1,046	-	-	0.1
		439+87 - 535+00	26,767	1,922	-	-	0.1
		447+63 - 461+94	17,467	1,350	-	-	0.1
		457+75 - 535+00	34,307	3,600	-	-	0.1
STAGE 1A SUBTOTAL			12,009	100	2,595	0	1.3
STAGE 1B	IH 39	327+46 - 341+84	13,159	846	-	-	0.1
		345+03 - 351+44	19,744	1,490	-	-	0.1
		380+22 - 386+68	10,890	1,511	-	-	0.1
		402+00 - 415+35	9,911	879	-	-	0.1
STAGE 1B SUBTOTAL			4,726	118	0	0	0.4
STAGE 2A	IH 39	303+50 - 308+00	25,662	1,204	-	2,408	0.1
		308+00 - 311+63	1,642	172	-	-	0.1
		345+19 - 347+07	6,664	457	-	-	0.1
		359+00 - 412+35	9,978	1,051	-	-	0.1
		475+65 - 489+00	9,978	1,051	-	-	0.1
		509+83 - 518+83	4,826	591	-	-	0.1
		W SA RAMP	-	-	500	-	-
STAGE 2A SUBTOTAL			4,526	274	2,908	0	0.6
STAGE 2C	IH 39	313+70 - 337+25	34,203	1,689	-	-	0.1
		340+02 - 345+79	11,063	709	-	-	0.1
		354+75 - 361+36	15,243	939	-	-	0.1
		363+22 - 368+95	5,577	356	-	-	0.1
		370+87 - 375+75	4,229	209	-	-	0.1
		411+00 - 424+35	19,504	1,204	-	-	0.1
		503+00 - 516+35	18,280	1,128	-	-	0.1
STAGE 2C SUBTOTAL			6,234	9	0	0	0.7
STAGE 3A	IH 39	304+00 - 308+00	21,969	1,039	-	2,061	0.1
		331+83 - 339+57	8,917	440	-	-	0.1
		359+86 - 365+83	10,772	699	-	-	0.1
		372+75 - 374+88	2,482	123	-	-	0.1
		EMERGENCY ACCESS ROUTES	-	-	500	-	-
STAGE 3A SUBTOTAL			2,302	19	2,561	0	0.4
STAGE 4	IH 39	304+00 - 308+00	4,764	176	-	447	0.1
STAGE 4 SUBTOTAL			176	0	447	0	0.1
PROJECT TOTALS			29,972	520	8,511	3.5	

* ADDITIONAL QUANTITY SHOWN ELSEWHERE IN PLANS.

***ALL ITEMS CATEGORY 1000 UNLESS OTHERWISE NOTED.

BEAM GUARD

STAGE	LOCATION	STATION - STATION	LOCATION	LF	614.2300 MGS GUARDRAIL 3	614.2500 MGS THRE BEAM TRANSITION	614.2610 MGS GUARDRAIL TERMINAL EAT	614.2620 MGS GUARDRAIL TERMINAL TYPE 2
STAGE 2	IH 39 NB	326+75 - 328+65	RT	137.5	-	1	1	
	IH 39 NB	347+69 - 348+86	RT	25.0	39.4	1	-	
	IH 39 NB	365+96 - 368+88	RT	200.0	39.4	1	-	
	IH 39 NB	416+25 - 430+92	RT	1412.5	-	1	1	
	IH 39 NB	435+11 - 437+91	RT	187.5	39.4	1	-	
STAGE 2 SUBTOTAL				1962.5	118.2	5	2	
STAGE 3	IH 39 SB	350+35 - 351+53	LT	25.0	39.4	1	-	
	IH 39 SB	370+85 - 372+65	LT	87.5	39.4	1	-	
	IH 39 SB	439+23 - 441+78	LT	162.5	39.4	1	-	
STAGE 3 SUBTOTAL				275.0	118.2	3	0	
TOTAL				2237.5	236.4	8	2	

Addendum No. 02
 ID 1003-10-81
 Revised Sheet 449
 August 3, 2017

FINISHING ITEMS

STAGE	LOCATION	STATION	TOPSOIL SY	MULCHING SY	627.0200 SALVAGED TOPSOIL	628.6510 SOIL STABILIZER TYPE B ACRE	629.0205 FERTILIZER TYPE A CWT	630.0130 SEEDING MXTURE NO.30 LB
1A	TEMPORARY PAVEMENT		3,534	6,101	12,097	0.7	9	267
1B	TEMPORARY PAVEMENT		6,101	6,101	12,097	1.3	6	161
2	IH-39 NB	308+00 - 340+78	11,119	11,119	11,119	2.3	10	282
		338+09 - 348+84	7,557	5,191	7,557	1.6	6	164
		351+64 - 363+64	7,314	3,376	7,314	1.5	5	156
		357+50 - 368+95	6,573	1,910	6,573	1.4	5	140
		370+87 - 381+16	24,649	17,583	24,649	5.1	19	543
		383+03 - 438+28	14,110	7,082	14,110	2.9	11	306
		438+87 - 470+98	18,091	14,581	18,091	3.7	13	377
		467+26 - 508+35	1,052	1,052	1,052	0.2	1	26
		498+69 - 503+14	8,914	6,825	8,914	1.8	8	218
		505+01 - 535+00	583	583	583	0.1	1	10
2A/2B	EAST EMERGENCY ACCESS		1,792	1,792	1,792	0.4	2	47
2C/3A	TEMPORARY PAVEMENT		6,459	6,459	6,459	1.3	5	139
3	IH-39 SB	308+00 - 343+92 'SB'	11,529	8,898	11,529	2.4	10	283
		338+92 - 347+92 'SB'	3,328	2,492	3,328	0.7	3	80
		350+38 - 362+12 'SB'	4,819	4,074	4,819	1.0	4	111
		355+81 - 369+00 'SB'	7,501	4,914	7,501	1.5	6	167
		370+87 - 381+59 'SB'	6,066	1,927	6,066	1.3	4	128
		383+42 - 437+90 'SB'	19,949	17,863	19,949	4.1	16	459
		439+26 - 491+44 'SB'	17,558	16,784	17,558	3.6	14	410
		491+62 - 535+00 'SB'	13,504	10,793	13,504	2.8	11	323
4	WEST EMERGENCY ACCESS		199	199	199	0.1	1	4
	TEMPORARY PAVT & REMOVAL		5,298	5,298	5,298	1.1	5	139
	SUBTOTAL		219,694	171,564	219,694	45	182	5,156
	UNDISTRIBUTED		54,924	42,869	54,924	11.4	45	1,289
	TOTAL		274,618	214,443	274,618	56.8	227	6,445

Addendum No. 02
ID 1003-10-81
Revised Sheet 452
August 3, 2017

***ALL ITEMS CATEGORY 1000
UNLESS OTHERWISE NOTED.

CRASH CUSHIONS

CATEGORY/STAGE	ROADWAY	STATION	OFFSET L/RT	CRASH CUSHIONS PERMANENT EACH	CRASH CUSHIONS TEMPORARY EACH	CRASH CUSHION LOW MAINTENANCE EACH	BACK WIDTH FT	SIGNPLATE	CRASH TEST LEVEL	TRAFFIC DIRECTION	TRAFFIC LOCATION	CRASH CUSHION SHIELDS
STAGE 1A	IH 39 NB	297+05	14.4' RT	-	1	-	2	OM-3L (W05-58L)	TL-3	UNIDIRECTIONAL	R	TEMPORARY CONCRETE BARRIER ON SHOULDER
	IH 39 SB	301+82 EX SB	13.0' RT	-	1	-	2	OM-3L (W05-58L)	TL-3	UNIDIRECTIONAL	R	TEMPORARY CONCRETE BARRIER ON SHOULDER
	IH 39 NB	345+77	11.6' RT	-	1	-	2	OM-3L (W05-58L)	TL-3	UNIDIRECTIONAL	R	TEMPORARY CONCRETE BARRIER ON SHOULDER
	IH 39 SB	352+41 EX SB	9.0' RT	-	1	-	2	OM-3L (W05-58L)	TL-3	UNIDIRECTIONAL	R	TEMPORARY CONCRETE BARRIER ON SHOULDER
	IH 39 NB	379+01	9.5' RT	-	1	-	2	OM-3L (W05-58L)	TL-3	UNIDIRECTIONAL	R	TEMPORARY CONCRETE BARRIER ON SHOULDER
	IH 39 SB	384+73 EX SB	9.0' RT	-	1	-	2	OM-3L (W05-58L)	TL-3	UNIDIRECTIONAL	R	TEMPORARY CONCRETE BARRIER ON SHOULDER
	IH 39 NB	439+49	10.9' RT	-	1	-	2	OM-3L (W05-58L)	TL-3	UNIDIRECTIONAL	R	TEMPORARY CONCRETE BARRIER ON SHOULDER
	IH 39 SB	459+07	10.4' RT	-	1	-	2	OM-3L (W05-58L)	TL-3	UNIDIRECTIONAL	R	TEMPORARY CONCRETE BARRIER ON SHOULDER
	IH 39 NB	297+05	4.9' RT	-	1	-	2	OM-3L (W05-58L)	TL-3	UNIDIRECTIONAL	R	TEMPORARY CONCRETE BARRIER ON SHOULDER
	RAMP ZC	342+00 TZC	2.5' LT	-	1	-	2	OM-3R (W05-58R)	TL-3	UNIDIRECTIONAL	L	TEMPORARY CONCRETE BARRIER ON SHOULDER
STAGE 1B	IH 39 NB	345+77	8.6' RT	-	1	-	2	OM-3L (W05-58L)	TL-3	UNIDIRECTIONAL	R	TEMPORARY CONCRETE BARRIER ON SHOULDER
	IH 39 SB	352+41 EX SB	17.0' RT	-	1	-	2	OM-3L (W05-58L)	TL-3	UNIDIRECTIONAL	R	TEMPORARY CONCRETE BARRIER ON SHOULDER
	IH 39 NB	384+73 EX SB	17.0' RT	-	1	-	2	OM-3L (W05-58L)	TL-3	UNIDIRECTIONAL	R	TEMPORARY CONCRETE BARRIER ON SHOULDER
	IH 39 NB	294+51 NBSZ	4.0' LT	-	1	-	2	OM-3L (W05-58L)	TL-3	UNIDIRECTIONAL	R	TEMPORARY CONCRETE BARRIER ON SHOULDER
	IH 39 SB	298+50 NBSZ	29.0' RT	-	1	-	2	OM-3R (W05-58R)	TL-3	UNIDIRECTIONAL	L	TEMPORARY CONCRETE BARRIER ON SHOULDER
	RAMP ZB	330+87 NBSZ	29.0' RT	-	1	-	2	OM-3C (W05-58M)	TL-3	UNIDIRECTIONAL	L & R	TEMPORARY CONCRETE BARRIER IN RAMP GORE
	RAMP ZA	18+39 TZA	22.1' LT	-	1	-	2	OM-3L (W05-58L)	TL-3	UNIDIRECTIONAL	R	TEMPORARY CONCRETE BARRIER ON SHOULDER
	RAMP ZA	18+61 TZA	0.1' LT	-	1	-	2	OM-3R (W05-58R)	TL-3	UNIDIRECTIONAL	L	TEMPORARY CONCRETE BARRIER ON SHOULDER
	IH 39 NB	456+02 NBSZ	29.0' RT	-	1	-	2	OM-3C (W05-58M)	TL-3	UNIDIRECTIONAL	L & R	TEMPORARY CONCRETE BARRIER IN RAMP GORE
	RAMP TWSA	11+00 TWSA	19.0' LT	-	1	-	2	OM-3L (W05-58L)	TL-3	UNIDIRECTIONAL	L	TEMPORARY CONCRETE BARRIER ON SHOULDER
STAGE 2A	IH 39 NB	12+85 TWSA	4.0' RT	-	1	-	2	OM-3R (W05-58R)	TL-3	UNIDIRECTIONAL	L	TEMPORARY CONCRETE BARRIER ON SHOULDER
	IH 39 NB	297+05	4.9' RT	-	1	-	2	OM-3L (W05-58L)	TL-3	UNIDIRECTIONAL	R	TEMPORARY CONCRETE BARRIER ON SHOULDER
	IH 39 NB	308+14	1.0' LT	-	1	-	2	OM-3L (W05-58L)	TL-3	UNIDIRECTIONAL	R	TEMPORARY CONCRETE BARRIER ON SHOULDER
	RAMP ZC	344+17 TZC	4.0' LT	-	1	-	2	OM-3R (W05-58R)	TL-3	UNIDIRECTIONAL	L	TEMPORARY CONCRETE BARRIER ON SHOULDER
	RAMP ZC	341+77 TZC	19.0' RT	-	1	-	2	OM-3L (W05-58L)	TL-3	UNIDIRECTIONAL	R	TEMPORARY CONCRETE BARRIER ON SHOULDER
	RAMP ZD	365+62 TZD	19' RT	-	1	-	2	OM-3C (W05-58M)	TL-3	UNIDIRECTIONAL	L & R	TEMPORARY CONCRETE BARRIER IN RAMP GORE
	RAMP ZC	34150 TZC2	16' RT	-	1	-	2	OM-3L (W05-58L)	TL-3	UNIDIRECTIONAL	R	TEMPORARY CONCRETE BARRIER ON SHOULDER
	IH 39 NB	372+58 TZDZ	19' RT	-	1	-	2	OM-3C (W05-58M)	TL-3	UNIDIRECTIONAL	L & R	TEMPORARY CONCRETE BARRIER IN RAMP GORE
	IH 39 SB	302+55 SB	1.1' LT	-	1	-	2	OM-3L (W05-58L)	TL-3	UNIDIRECTIONAL	R	TEMPORARY CONCRETE BARRIER ON SHOULDER
	IH 39 NB	308+00	16.9' RT	-	1	-	2	OM-3L (W05-58L)	TL-3	UNIDIRECTIONAL	R	TEMPORARY CONCRETE BARRIER ON SHOULDER
STAGE 4	IH 39 NB	310+85	16.0' LT	-	1	-	4	OM-3C (W5-58M)	TL-3	BIDIRECTIONAL	L & R	PERMANENT CONCRETE BARRIER IN MEDIAN
	IH 39 NB	311+15	16.0' LT	-	1	-	4	OM-3C (W5-58M)	TL-3	BIDIRECTIONAL	L & R	PERMANENT CONCRETE BARRIER IN MEDIAN
	IH 39 SB	339+07 SB	7.0' LT	-	1	-	2	OM-3L (W05-58L)	TL-3	UNIDIRECTIONAL	R	TEMPORARY CONCRETE BARRIER ON SHOULDER
	IH 39 NB	378+01 SB	7.0' LT	-	1	-	2	OM-3L (W05-58L)	TL-3	UNIDIRECTIONAL	R	TEMPORARY CONCRETE BARRIER ON SHOULDER
	IH 39 SB	396+85	16.0' LT	-	1	-	4	OM-3C (W5-58M)	TL-3	BIDIRECTIONAL	L & R	PERMANENT CONCRETE BARRIER IN MEDIAN
	IH 39 NB	397+15	16.0' LT	-	1	-	4	OM-3C (W5-58M)	TL-3	BIDIRECTIONAL	L & R	PERMANENT CONCRETE BARRIER IN MEDIAN
	IH 39 SB	398+63 SB	16.0' LT	-	1	-	2	OM-3L (W05-58L)	TL-3	UNIDIRECTIONAL	R	TEMPORARY CONCRETE BARRIER ON SHOULDER
	IH 39 NB	425+35 SB	7.0' LT	-	1	-	2	OM-3L (W05-58L)	TL-3	UNIDIRECTIONAL	R	TEMPORARY CONCRETE BARRIER ON SHOULDER
	IH 39 SB	517+35 SB	7.0' LT	-	1	-	2	OM-3L (W05-58L)	TL-3	UNIDIRECTIONAL	R	TEMPORARY CONCRETE BARRIER ON SHOULDER
	UNDISTRIBUTED *				4	3						
PROJECT TOTALS				4	36							

* UNDISTRIBUTED CRASH CUSHIONS INCLUDED FOR SHIELDING GAPS IN TEMPORARY CONCRETE BARRIER AT CONSTRUCTION WORK ZONE ACCESS POINTS. LOCATIONS MUST BE APPROVED BY THE FIELD ENGINEER.

Addendum No. 02
 ID 1003-10-81
 Added Sheet 467A
 August 3, 2017

3

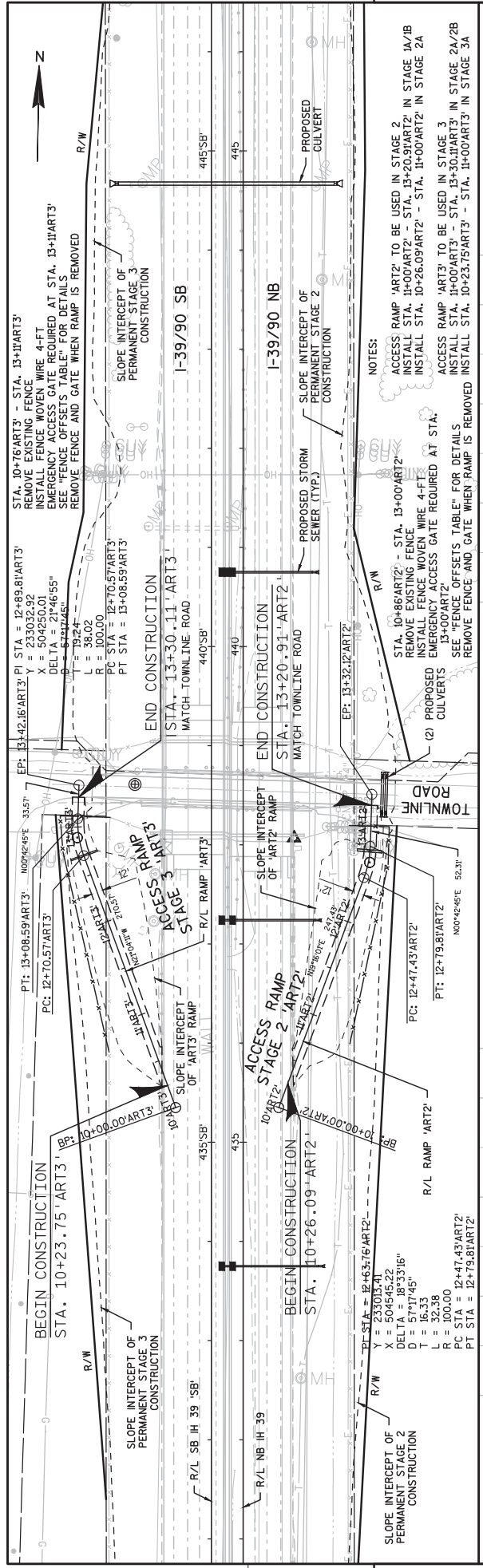
EMERGENCY ACCESS RAMPS TO TOWNLINER ROAD

STAGE	CY	CY	TON	LF	LF	EACH	EACH	LF	LF	EACH	EACH	LF	LF	EACH	EACH
205.0100	EXCAVATION COMMON	SPV.0035.001 ROADWAY EMBANKMENT	305.0120 BASE AGGREGATE DENSE 1 1/4-INCH	520.2015 CULVERT PIPE 15-INCH	520.2024 CULVERT PIPE TEMPORARY 24-INCH	520.1015 APRON ENDWALLS FOR CULVERT PIPE 15-INCH	520.1024 APRON ENDWALLS 24-INCH	616.0100.002 FENCE WOVEN WIRE 4-FT	204.0170 REMOVING FENCE	SPV.0060.003 EMERGENCY ACCESS GATE	204.9060.S.005 REMOVING APRON ENDWALLS	204.0170 REMOVING FENCE	204.9060.S.010 REMOVING EMERGENCY ACCESS GATES		
STAGE 2	22	1,849	132	-	12	-	2	227	227	1	2	227	1	1	
STAGE 3	-	2,275	136	15	-	2	-	258	258	1	2	258	1	1	
TOTAL	22	4,124	268	15	12	2	2	485	485	2	4	485	2	2	

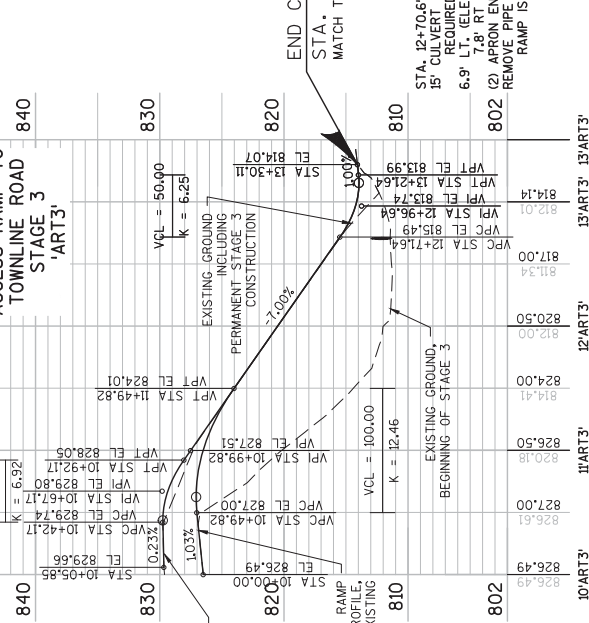
* Additional quantities listed elsewhere.
 ** Earthwork quantities specific to the access ramps are shown for information only. Grading operations are within the ultimate 1003-10-81 slope intercepts and the earthwork bid quantities in 1003-10-81 will not change with the addition of the access ramps. See "Earthwork Summary" Miscellaneous Quantity table for ultimate earthwork quantities.
 *** Removing Fence quantity is for removing the access ramp fence at the end of the Stage. See "Removing Fence" Miscellaneous Quantity table for removal of the existing fence.
 **** Category 1810

***ALL ITEMS CATEGORY 1000 UNLESS OTHERWISE NOTED.


3



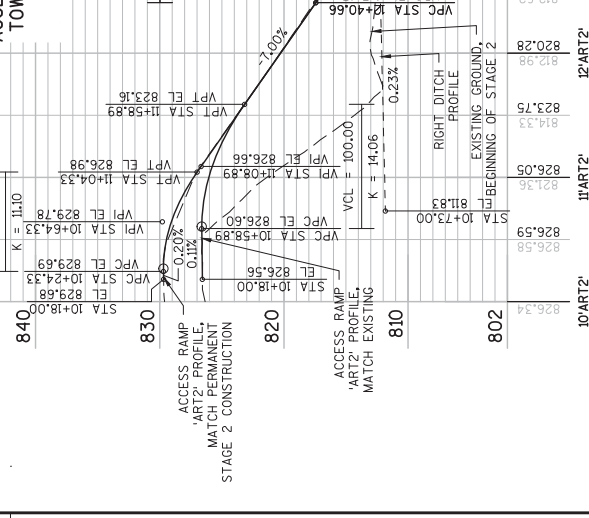
Addendum No. 02
ID 1003-10-81
Added Sheet 510A
August 3, 2017




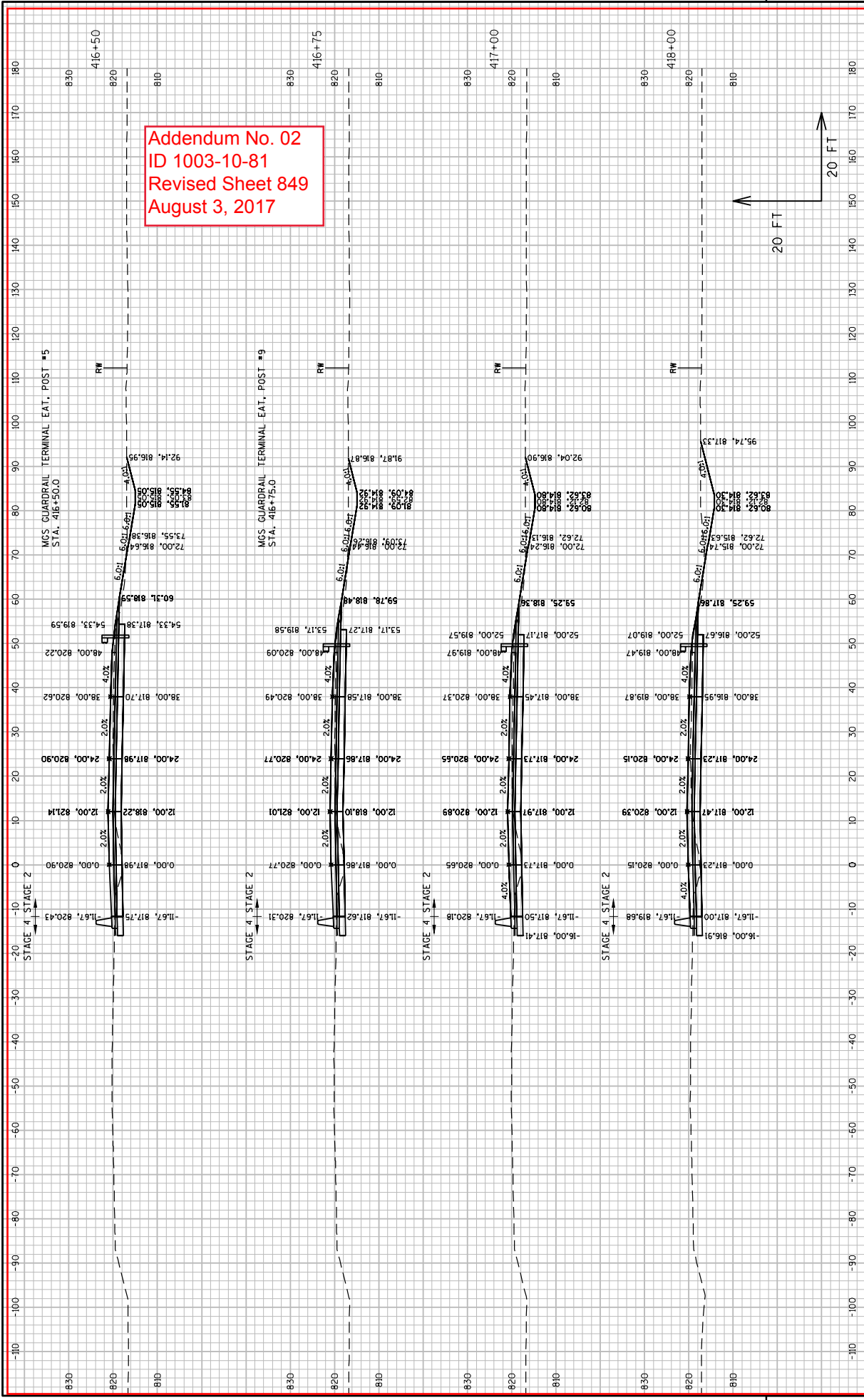
STAGE 2		STAGE 3	
STATION	OFFSET	STATION	OFFSET
10+85.5	'ART2', 44.7' RT	10+75.6	'ART3', 43.9' LT
12+64.8	'ART2', 19.8' RT	12+79.8	'ART3', 19.0' LT
13+00.0	'ART2', 18.5' RT	13+10.7	'ART3', 18.0' LT
13+00.0	'ART2', 21.9' LT	13+10.7	'ART3', 32.4' RT

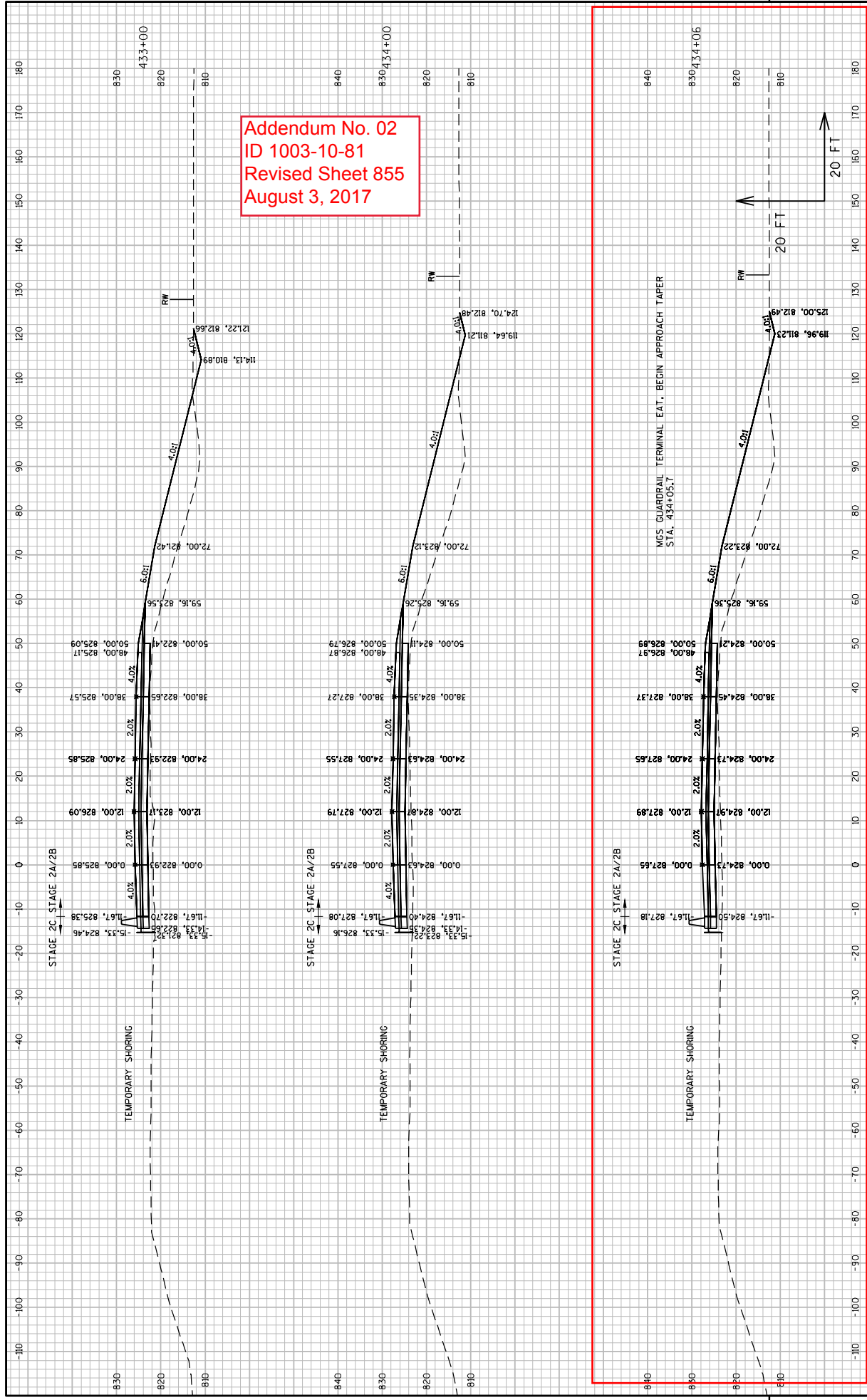


STAGE 2		STAGE 3	
STATION	OFFSET	STATION	OFFSET
10+85.5	'ART2', 44.7' RT	10+75.6	'ART3', 43.9' LT
12+64.8	'ART2', 19.8' RT	12+79.8	'ART3', 19.0' LT
13+00.0	'ART2', 18.5' RT	13+10.7	'ART3', 18.0' LT
13+00.0	'ART2', 21.9' LT	13+10.7	'ART3', 32.4' RT

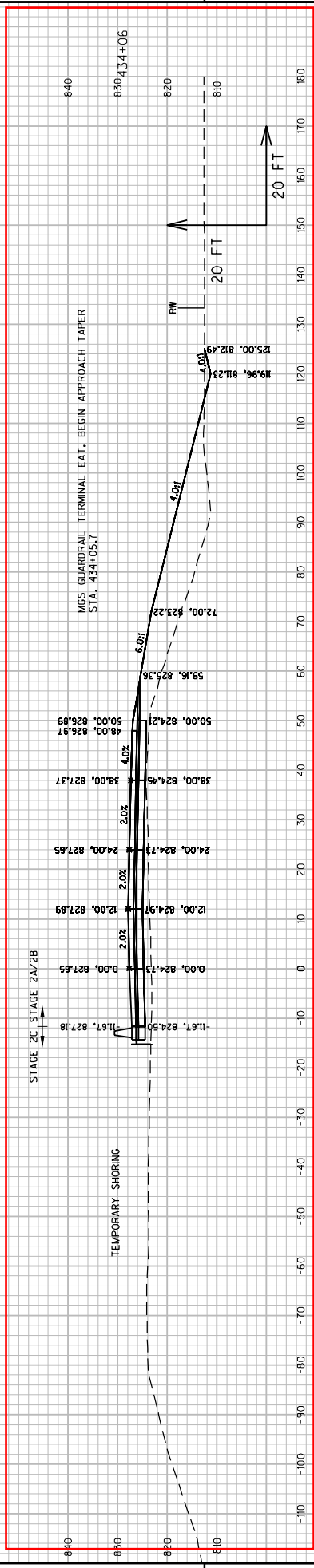









Addendum No. 02
 ID 1003-10-81
 Revised Sheet 855
 August 3, 2017






PROJECT NO: 1003-10-81 **HWY: IH 39/90** **COUNTY: ROCK** **CROSS SECTIONS: NB IH 39/90 - STAGE 2** **SHEET 856**

FILE NAME : L:\WORK\11-39-SOUTH-SEGMENT\000_CAD\001.DRAWINGS\2014\1003-10-81-HART TO WOODMAN MAINLINE\POST 100A\090201.X5.IH39E.03.DREF\DRAWING\08017 10:59 AM PLOT SCALE : 1 IN:20 FT

LAYOUT NAME : SECTION SHEET - (29) PLOT BY : SCHNEIDER, MICHAEL PLOT NAME :

9

9



PROJECT NO: 1003-10-81

HWY: IH 39/90

CROSS SECTIONS: NB IH 39/90 - STAGE 2

COUNTY: ROCK

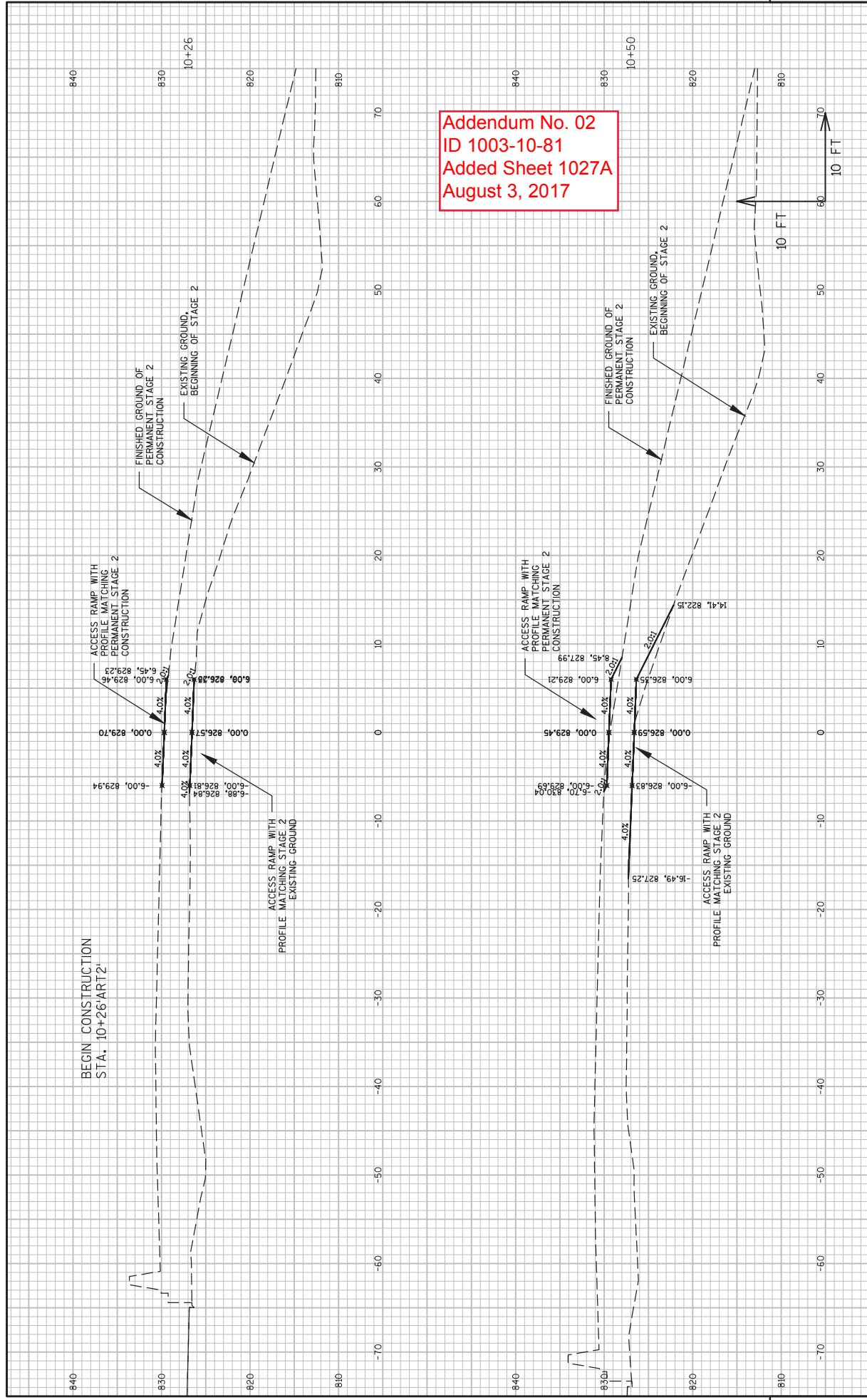
SHEET 857

PLOT SCALE : 1 IN:20 FT

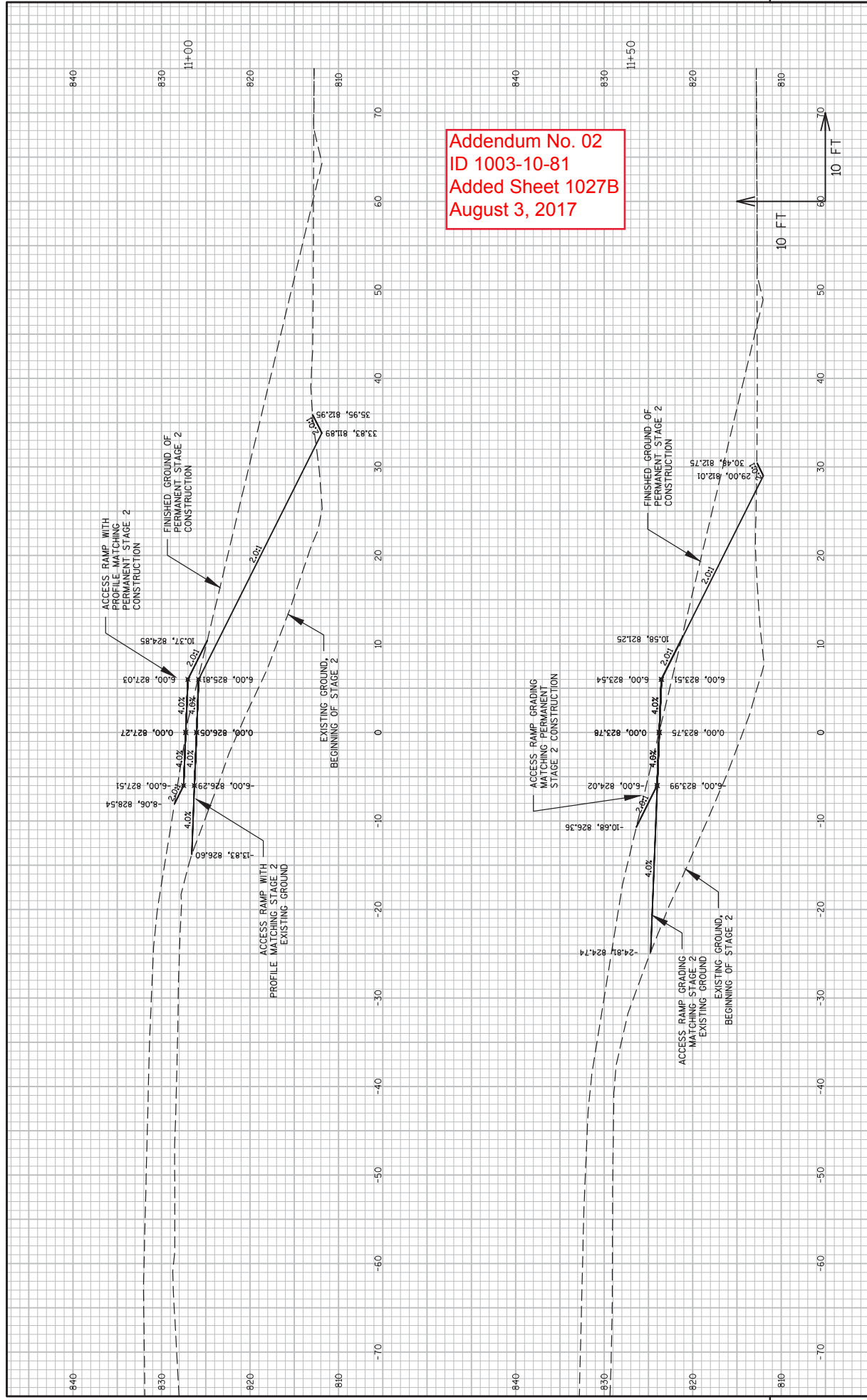
PLOT BY : SCHNEIDER, MICHAEL PLOT NAME :

FILE NAME : L:\WORK\1H-39-SOUTH-SEGMENT\000_CAD\001_DRAWINGS_2014\1003-10-81_HART TO WOODMAN MAINLINE\POST 1003\090201.X5_IH39S6.03.DWG DATE: 08/01/17 1:09 PM

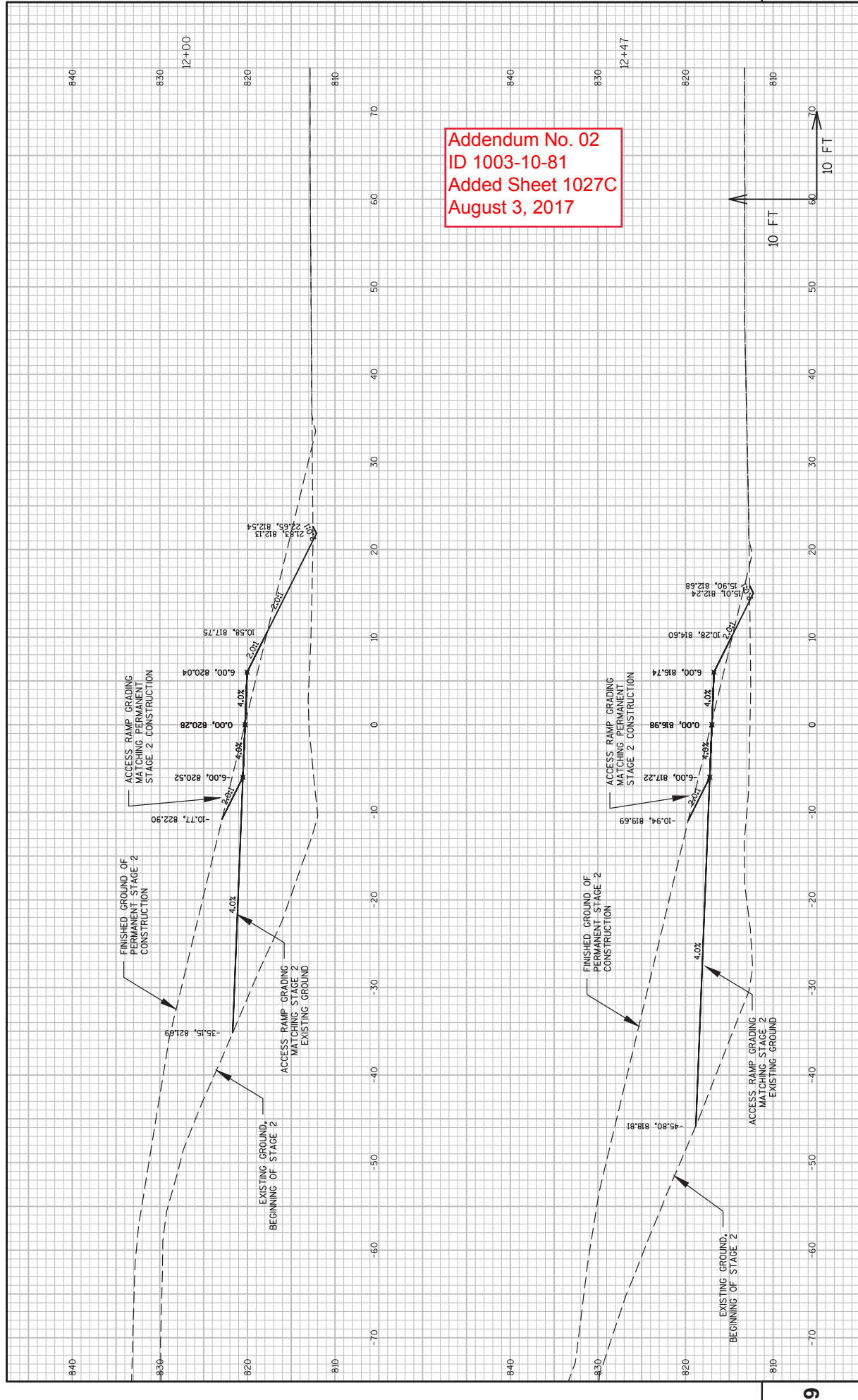
LAYOUT NAME : SECTION SHEET - (80)



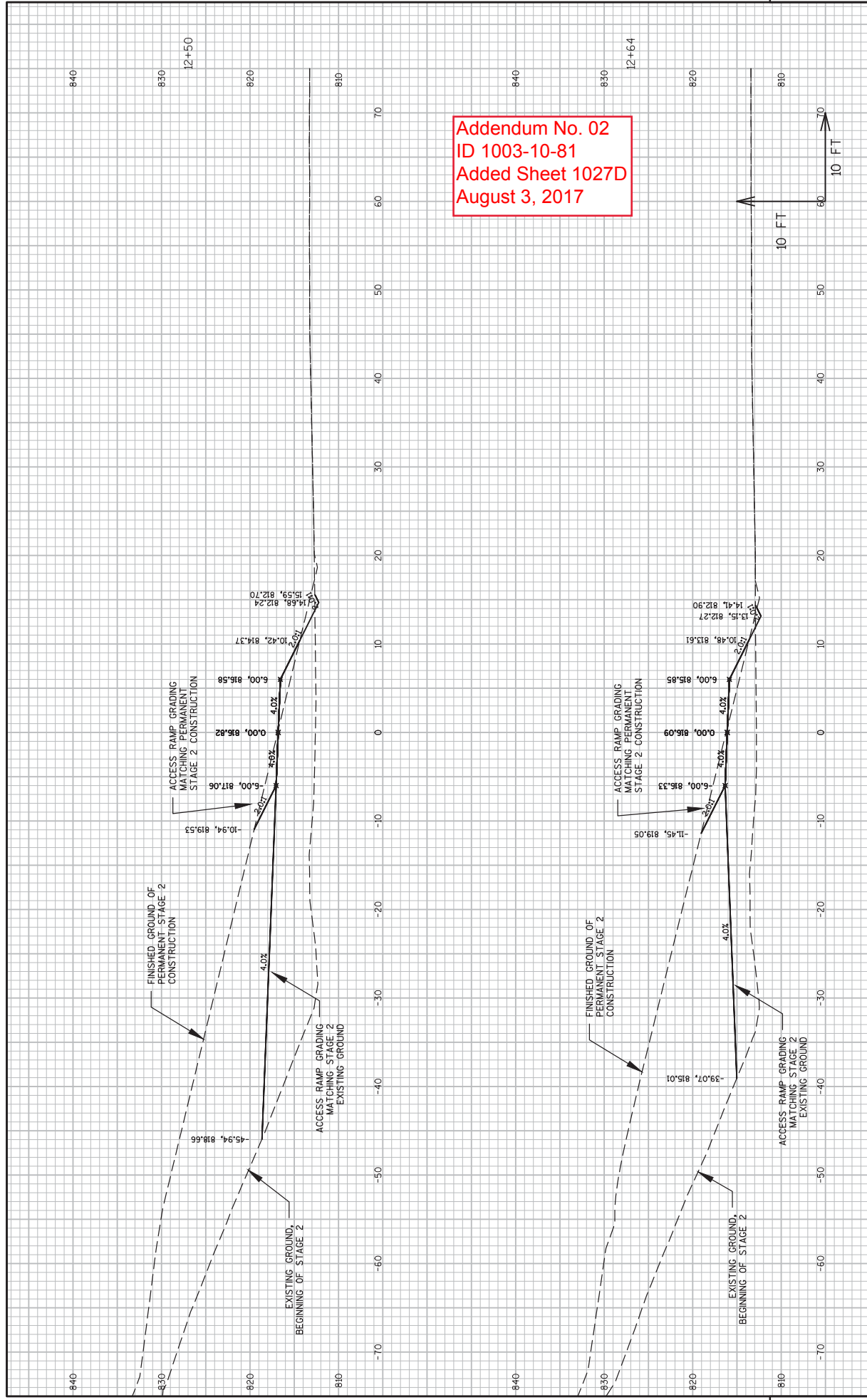
Addendum No. 02
 ID 1003-10-81
 Added Sheet 1027A
 August 3, 2017



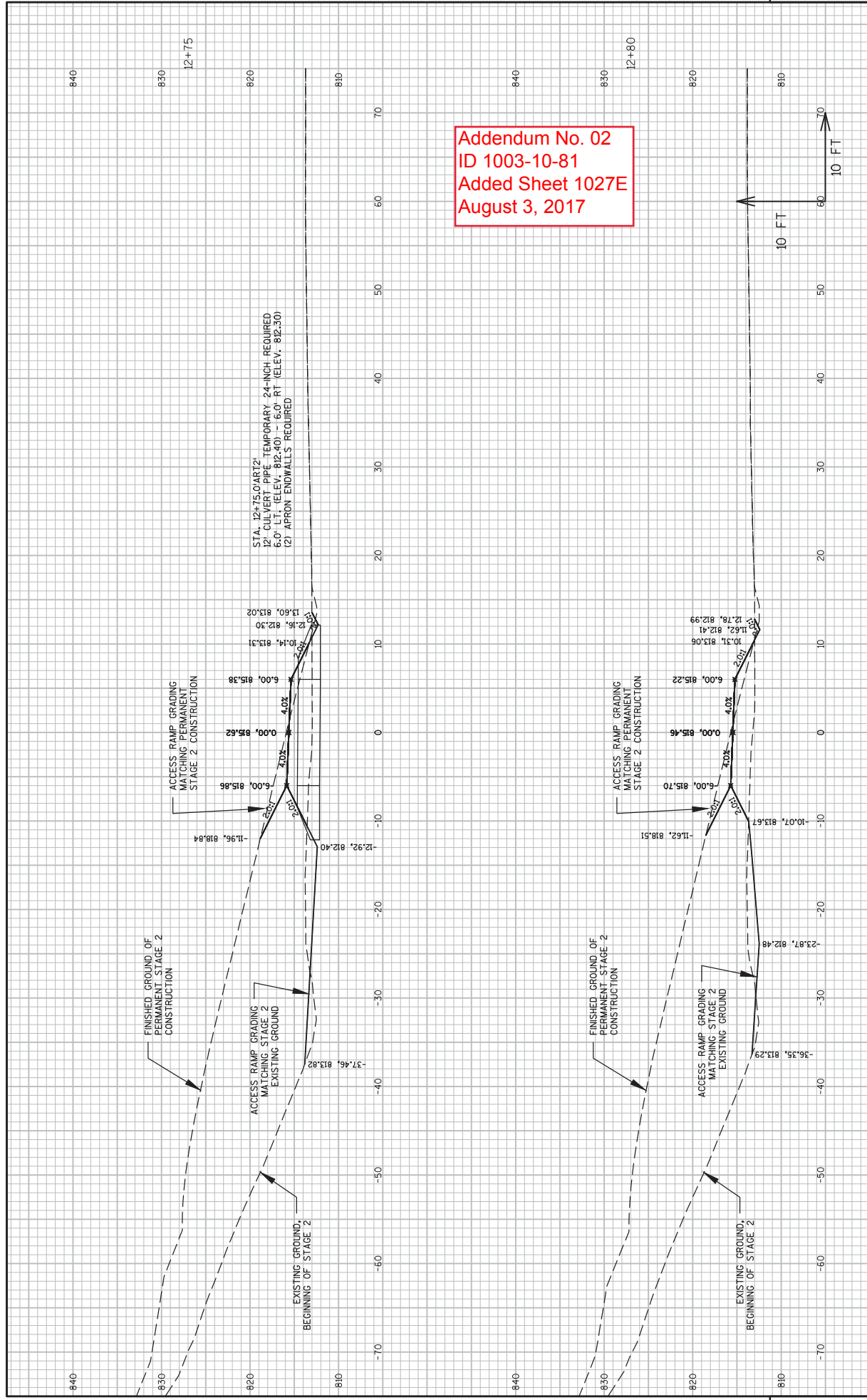
Addendum No. 02
ID 1003-10-81
Added Sheet 1027B
August 3, 2017



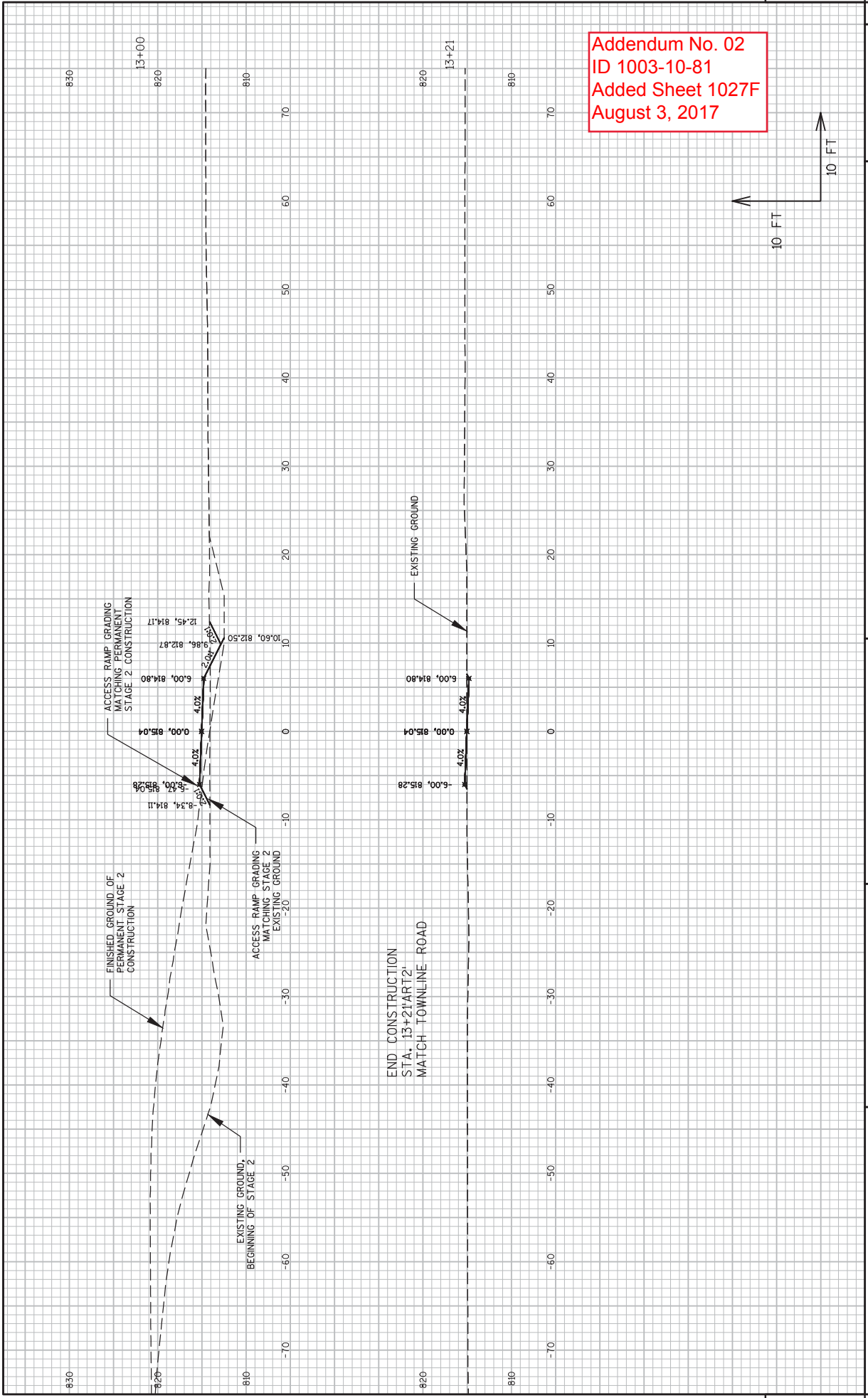
Addendum No. 02
 ID 1003-10-81
 Added Sheet 1027C
 August 3, 2017

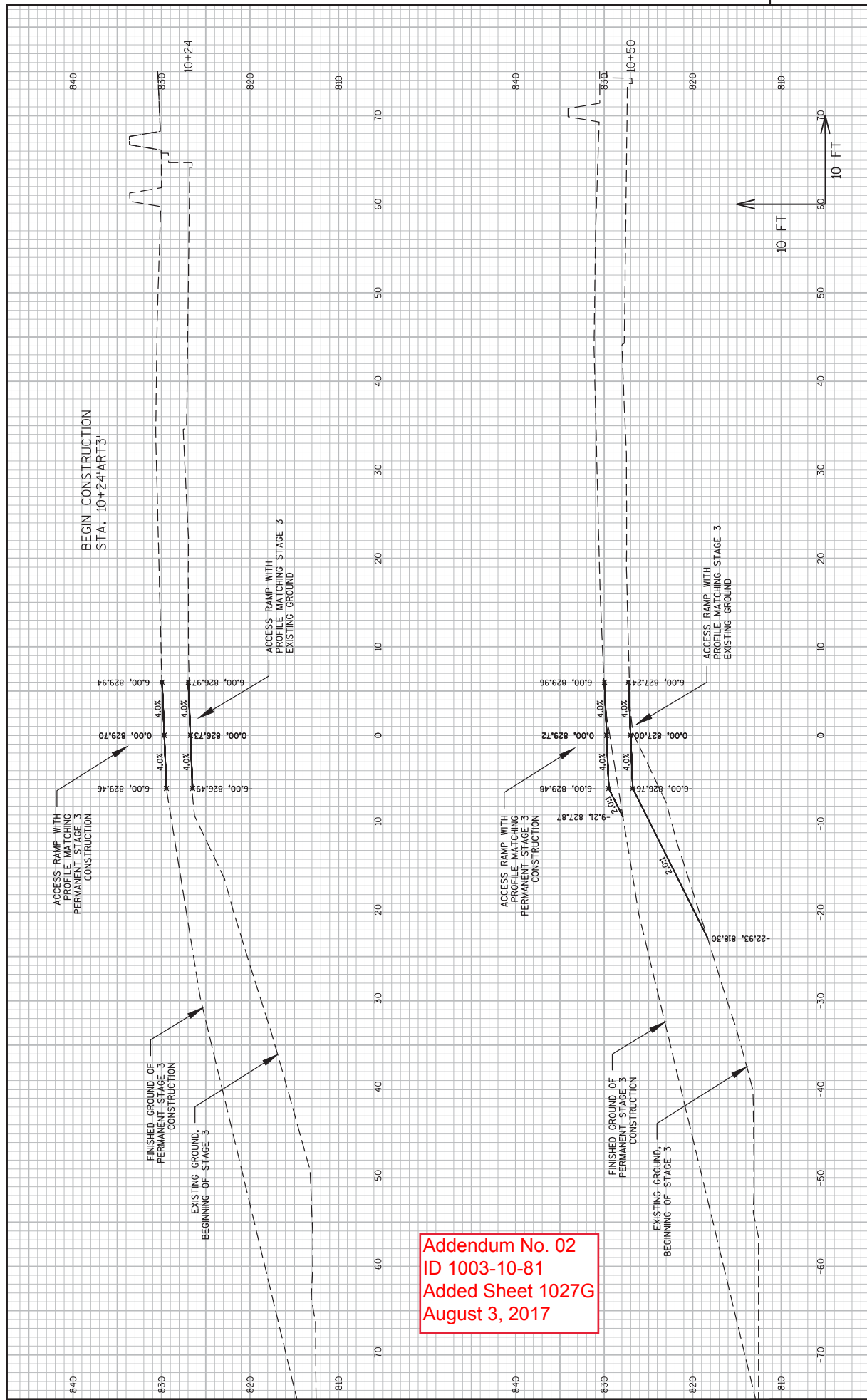


Addendum No. 02
 ID 1003-10-81
 Added Sheet 1027D
 August 3, 2017

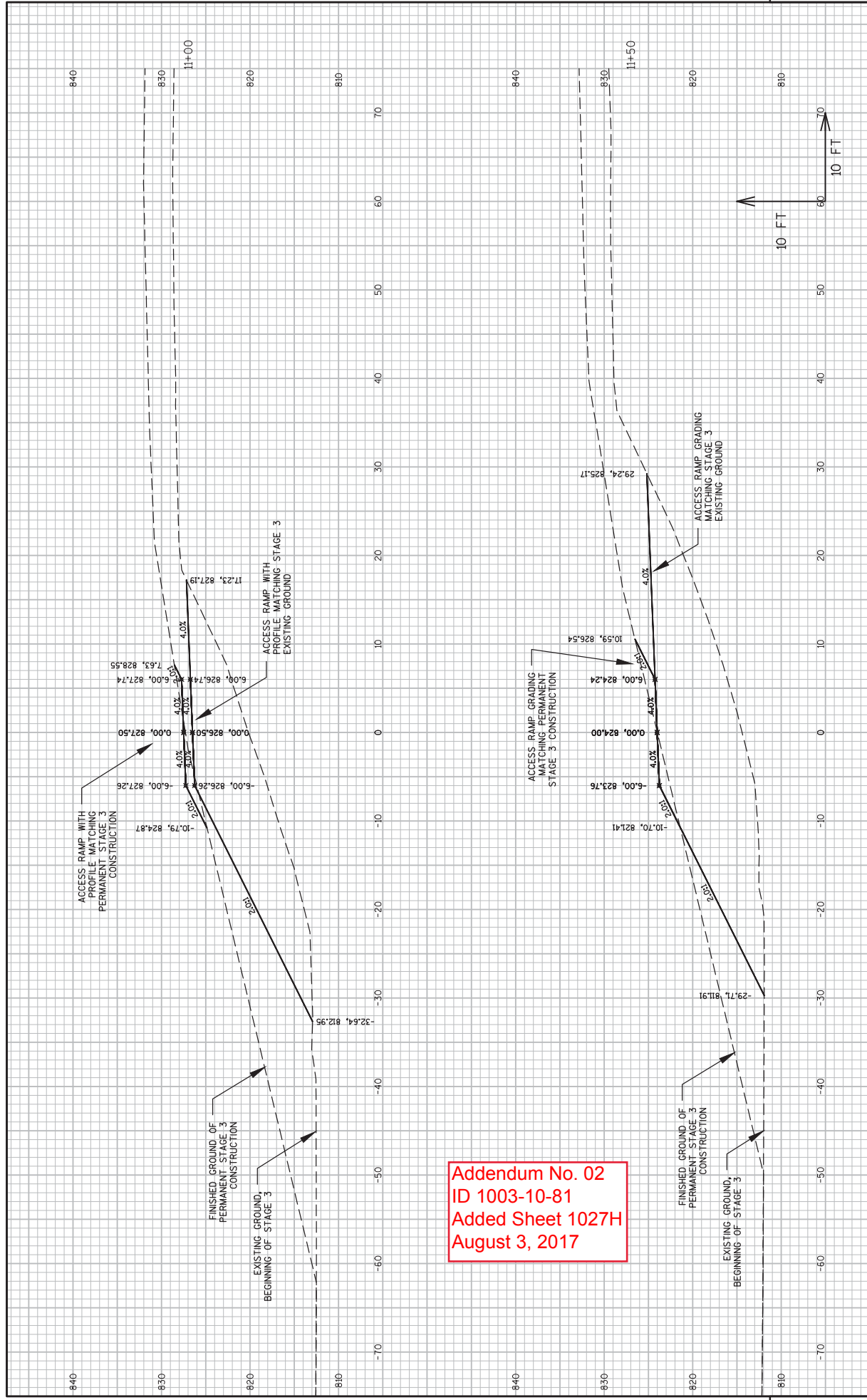


Addendum No. 02
 ID 1003-10-81
 Added Sheet 1027E
 August 3, 2017

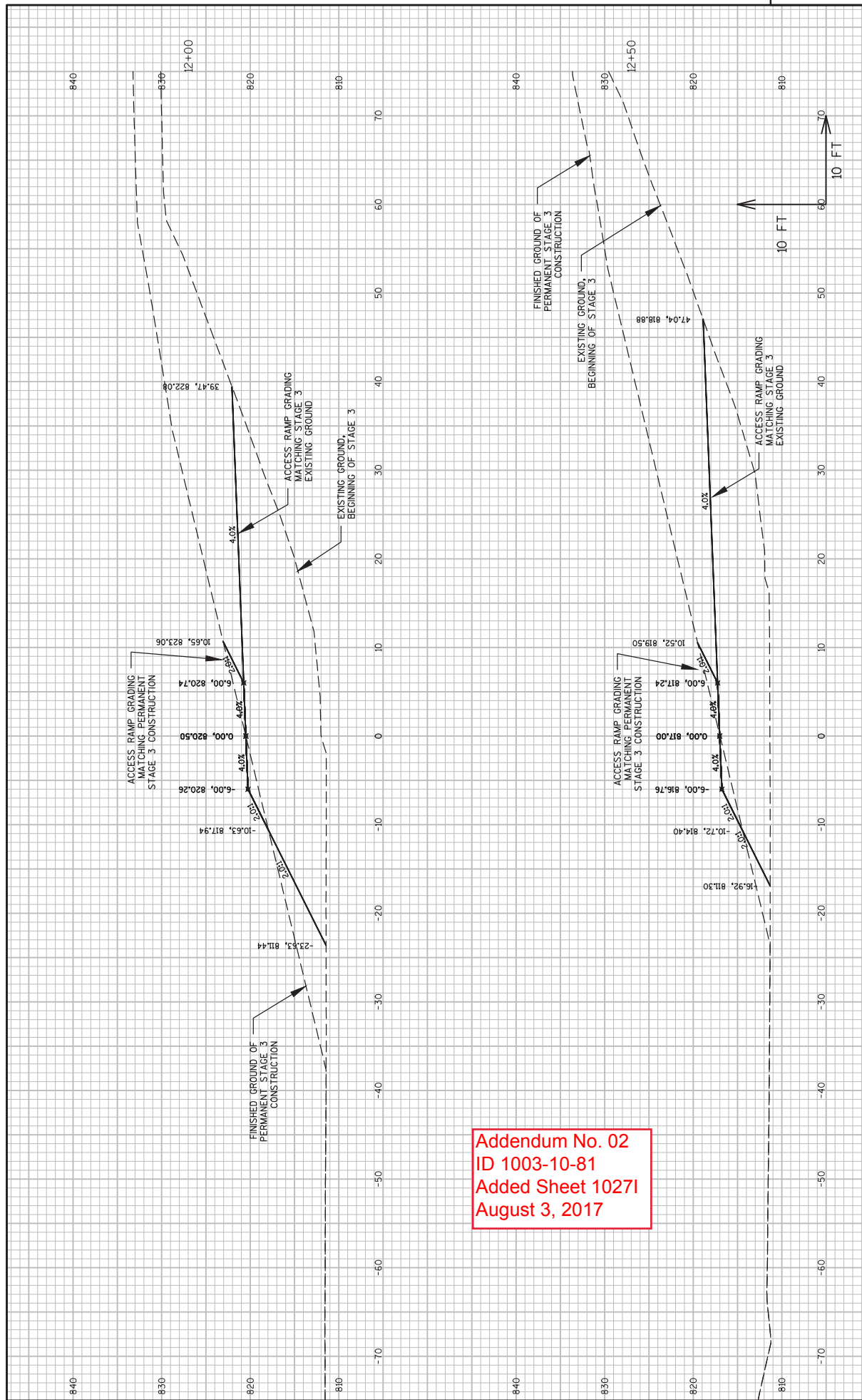




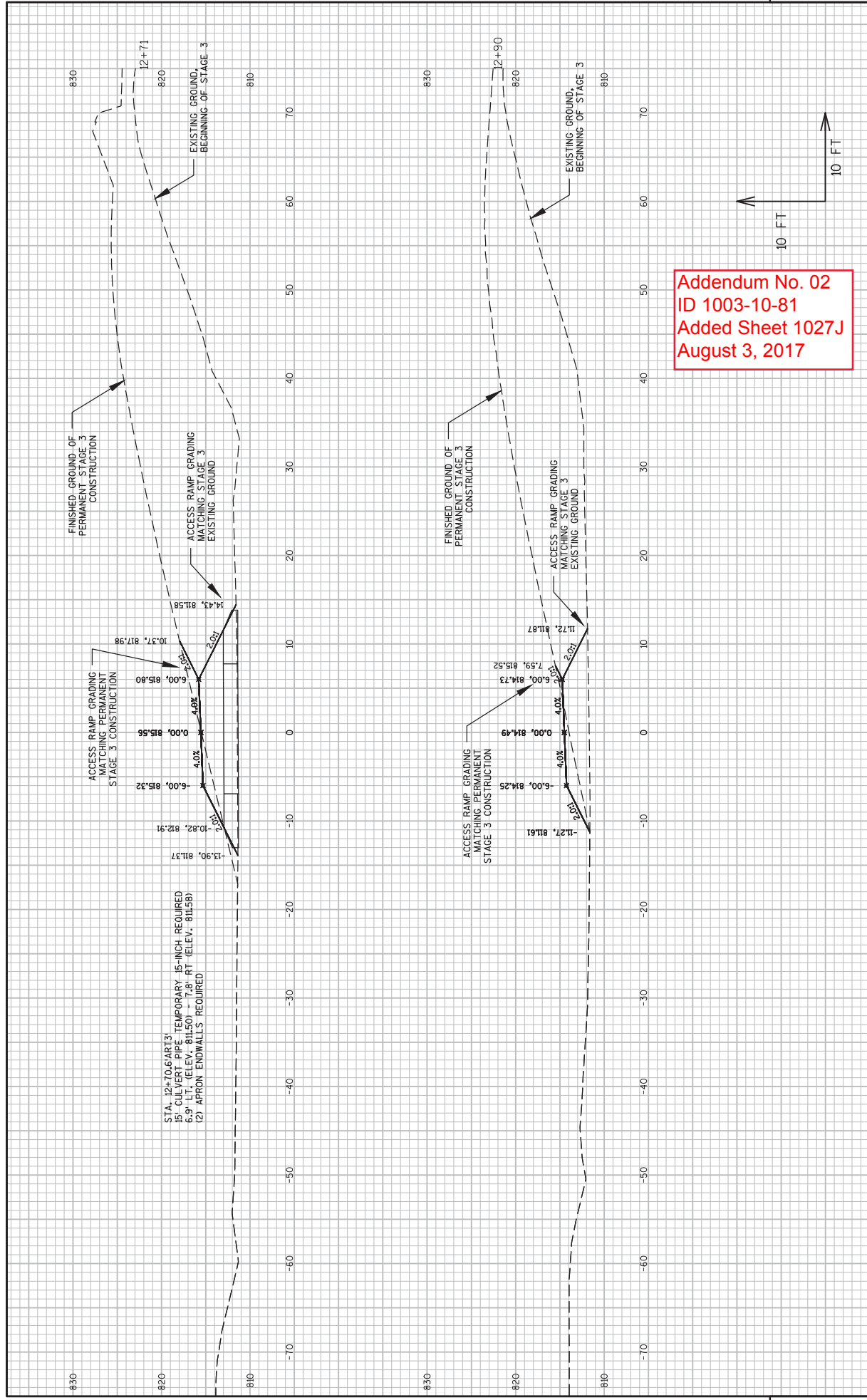
Addendum No. 02
 ID 1003-10-81
 Added Sheet 1027G
 August 3, 2017



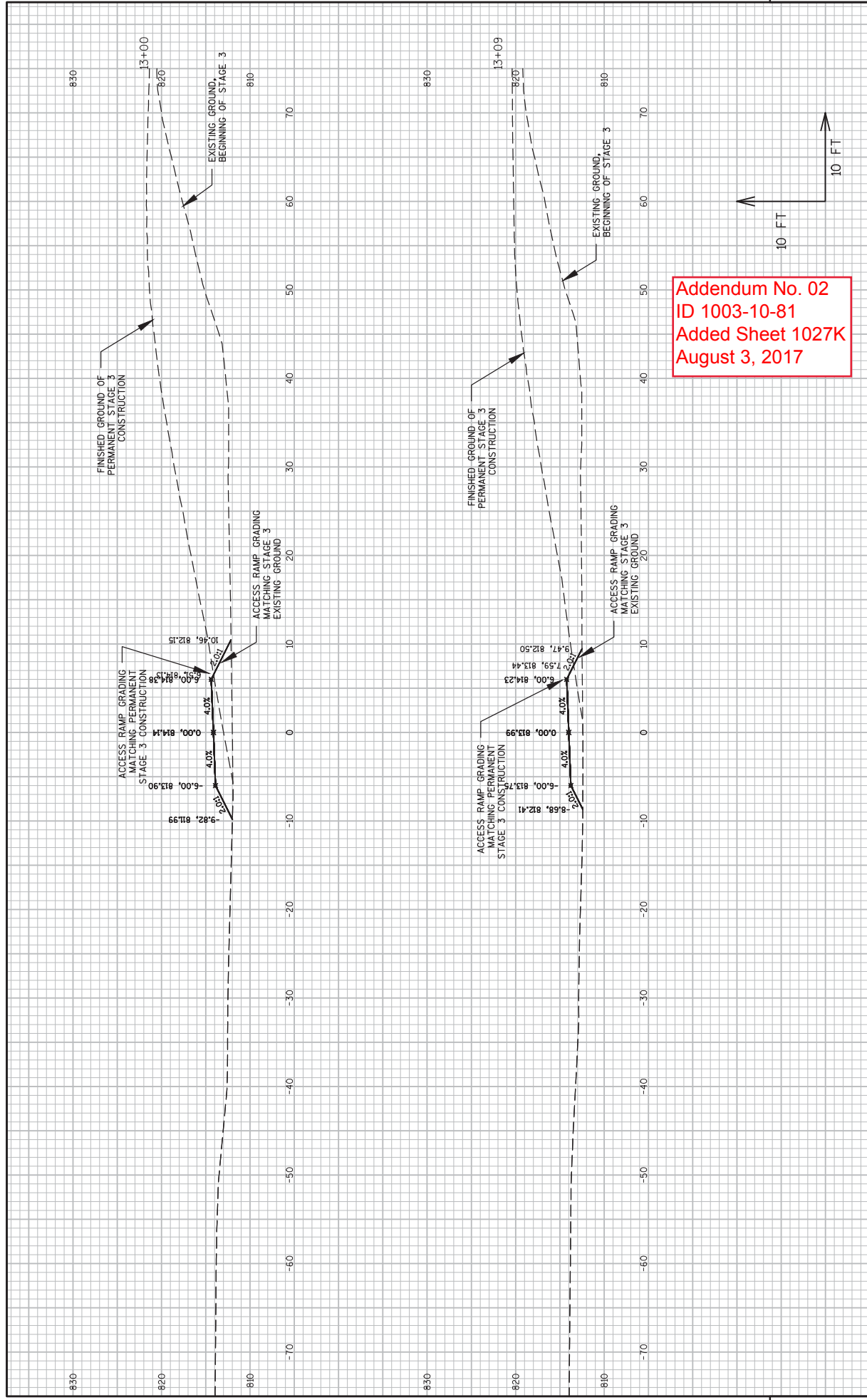
Addendum No. 02
 ID 1003-10-81
 Added Sheet 1027H
 August 3, 2017




Addendum No. 02
 ID 1003-10-81
 Added Sheet 10271
 August 3, 2017



Addendum No. 02
 ID 1003-10-81
 Added Sheet 1027J
 August 3, 2017



Addendum No. 02
 ID 1003-10-81
 Added Sheet 1027K
 August 3, 2017



Addendum No. 02
 ID 1003-10-81
 Added Sheet 1027L
 August 3, 2017



Proposal Schedule of Items

Proposal ID: 20170808001 Project(s): 1003-10-76, 1003-10-81

Federal ID(s): WISC 2017397, WISC 2017398

SECTION: 0001 Contract Items

Alt Set ID: Alt Mbr ID:

Proposal Line Number	Item ID Description	Approximate Quantity and Units	Unit Price	Bid Amount
0010	201.0105 Clearing	120.000 STA	_____.	_____.
0020	201.0120 Clearing	95.000 ID	_____.	_____.
0030	201.0205 Grubbing	120.000 STA	_____.	_____.
0040	201.0220 Grubbing	95.000 ID	_____.	_____.
0050	203.0100 Removing Small Pipe Culverts	63.000 EACH	_____.	_____.
0060	203.0200 Removing Old Structure (station) 001. 438+55 SB	LS	LUMP SUM	_____.
0070	203.0200 Removing Old Structure (station) 002. 438+55 NB	LS	LUMP SUM	_____.
0080	203.0200 Removing Old Structure (station) 005. 580+29.50 SB	LS	LUMP SUM	_____.
0090	203.0200 Removing Old Structure (station) 006. 579+87.70	LS	LUMP SUM	_____.
0100	203.0225.S Debris Containment (structure) 005. B- 53-36	LS	LUMP SUM	_____.
0110	203.0225.S Debris Containment (structure) 006. B- 53-37	LS	LUMP SUM	_____.
0120	203.0500.S Removing Old Structure Over Waterway (station) 003. Station 565+53.42	LS	LUMP SUM	_____.
0130	203.0600.S Removing Old Structure Over Waterway With Minimal Debris (station) 001. 369+90.72 'SB'	LS	LUMP SUM	_____.
0140	203.0600.S Removing Old Structure Over Waterway With Minimal Debris (station) 002. 369+90.72 'NB'	LS	LUMP SUM	_____.



Proposal Schedule of Items

Proposal ID: 20170808001 Project(s): 1003-10-76, 1003-10-81

Federal ID(s): WISC 2017397, WISC 2017398

SECTION: 0001 Contract Items

Alt Set ID: Alt Mbr ID:

Proposal Line Number	Item ID Description	Approximate Quantity and Units	Unit Price	Bid Amount
0150	204.0100 Removing Pavement	222,915.000 SY	_____.	_____.
0160	204.0115 Removing Asphaltic Surface Butt Joints	144.000 SY	_____.	_____.
0170	204.0120 Removing Asphaltic Surface Milling	664.000 SY	_____.	_____.
0180	204.0150 Removing Curb & Gutter	268.000 LF	_____.	_____.
0190	204.0165 Removing Guardrail	9,666.000 LF	_____.	_____.
0200	204.0170 Removing Fence	52,640.000 LF	_____.	_____.
0210	204.0180 Removing Delineators and Markers	218.000 EACH	_____.	_____.
0220	204.0195 Removing Concrete Bases	9.000 EACH	_____.	_____.
0230	204.0210 Removing Manholes	9.000 EACH	_____.	_____.
0240	204.0220 Removing Inlets	67.000 EACH	_____.	_____.
0250	204.0245 Removing Storm Sewer (size) 010. 12-Inch	1,284.000 LF	_____.	_____.
0260	204.0245 Removing Storm Sewer (size) 011. 15-Inch	14.000 LF	_____.	_____.
0270	204.0245 Removing Storm Sewer (size) 012. 18-Inch	1,612.000 LF	_____.	_____.
0280	204.0245 Removing Storm Sewer (size) 013. 24-Inch	248.000 LF	_____.	_____.
0290	204.0245 Removing Storm Sewer (size) 014. 36-Inch	124.000 LF	_____.	_____.



Proposal Schedule of Items

Proposal ID: 20170808001 Project(s): 1003-10-76, 1003-10-81

Federal ID(s): WISC 2017397, WISC 2017398

SECTION: 0001 Contract Items

Alt Set ID: Alt Mbr ID:

Proposal Line Number	Item ID Description	Approximate Quantity and Units	Unit Price	Bid Amount
0300	204.0270 Abandoning Culvert Pipes	3.000 EACH	_____.	_____.
0310	204.0275 Closing Culvert Pipes	1.000 EACH	_____.	_____.
0320	204.0280 Sealing Pipes	1.000 EACH	_____.	_____.
0330	204.0291.S Abandoning Sewer	94.000 CY	_____.	_____.
0340	204.9060.S Removing (item description) 005. Apron Endwalls	12.000 EACH	_____.	_____.
0350	204.9090.S Removing (item description) 006. Cable Guard	18,268.000 LF	_____.	_____.
0360	204.9090.S Removing (item description) 007. Temporary Shoring Left In Place By Others	105.000 LF	_____.	_____.
0370	205.0100 Excavation Common	621,183.000 CY	_____.	_____.
0380	206.1000 Excavation for Structures Bridges (structure) 001. B-53-314	LS	LUMP SUM	_____.
0390	206.1000 Excavation for Structures Bridges (structure) 002. B-53-315	LS	LUMP SUM	_____.
0400	206.1000 Excavation for Structures Bridges (structure) 003. B-53-317	LS	LUMP SUM	_____.
0410	206.1000 Excavation for Structures Bridges (structure) 004. B-53-318	LS	LUMP SUM	_____.
0420	206.1000 Excavation for Structures Bridges (structure) 005. B-53-321	LS	LUMP SUM	_____.
0430	206.1000 Excavation for Structures Bridges (structure) 006. B-53-322	LS	LUMP SUM	_____.



Proposal Schedule of Items

Proposal ID: 20170808001 Project(s): 1003-10-76, 1003-10-81

Federal ID(s): WISC 2017397, WISC 2017398

SECTION: 0001 Contract Items

Alt Set ID: Alt Mbr ID:

Proposal Line Number	Item ID Description	Approximate Quantity and Units	Unit Price	Bid Amount
0440	206.2000 Excavation for Structures Culverts (structure) 007. B-53-320	LS	LUMP SUM	_____.
0450	206.5000 Cofferdams (structure) 001. B-53-314	LS	LUMP SUM	_____.
0460	206.5000 Cofferdams (structure) 002. B-53-315	LS	LUMP SUM	_____.
0470	208.1100 Select Borrow	38,823.000 CY	_____.	_____.
0480	209.0300.S Backfill Coarse Aggregate (size) 001. No. 1	1,029.000 CY	_____.	_____.
0490	209.0300.S Backfill Coarse Aggregate (size) 002. No. 2	497.000 CY	_____.	_____.
0500	210.1500 Backfill Structure Type A	3,988.000 TON	_____.	_____.
0510	210.2500 Backfill Structure Type B	2,124.000 TON	_____.	_____.
0520	211.0200 Prepare Foundation for Concrete Pavement (project) 001. 1003-10-76	LS	LUMP SUM	_____.
0530	213.0100 Finishing Roadway (project) 001. 1003-10-81	1.000 EACH	_____.	_____.
0540	213.0100 Finishing Roadway (project) 002. 1003-10-76	1.000 EACH	_____.	_____.
0550	305.0110 Base Aggregate Dense 3/4-Inch	11,368.000 TON	_____.	_____.
0560	305.0120 Base Aggregate Dense 1 1/4-Inch	249,230.000 TON	_____.	_____.
0570	312.0110 Select Crushed Material	418,435.000 TON	_____.	_____.
0580	405.0100 Coloring Concrete WisDOT Red	17.000 CY	_____.	_____.



Proposal Schedule of Items

Proposal ID: 20170808001 Project(s): 1003-10-76, 1003-10-81

Federal ID(s): WISC 2017397, WISC 2017398

SECTION: 0001 Contract Items

Alt Set ID: Alt Mbr ID:

Proposal Line Number	Item ID Description	Approximate Quantity and Units	Unit Price	Bid Amount
0590	415.0085 Concrete Pavement 8 1/2-Inch **P**	2,075.000 SY	_____.	_____.
0600	415.0130 Concrete Pavement 13-Inch **P**	426,106.000 SY	_____.	_____.
0610	415.0210 Concrete Pavement Gaps	2.000 EACH	_____.	_____.
0620	415.0410 Concrete Pavement Approach Slab **P**	1,257.000 SY	_____.	_____.
0630	415.6000.S Rout and Seal	16,771.000 LF	_____.	_____.
0640	416.0610 Drilled Tie Bars	385.000 EACH	_____.	_____.
0650	416.0620 Drilled Dowel Bars	205.000 EACH	_____.	_____.
0660	416.1010 Concrete Surface Drains **P**	22.000 CY	_____.	_____.
0670	416.1110 Concrete Shoulder Rumble Strips **P**	116,607.000 LF	_____.	_____.
0680	440.4410 Incentive IRI Ride	72,000.000 DOL	1.00000	72,000.00
0690	450.4000 HMA Cold Weather Paving	300.000 TON	_____.	_____.
0700	455.0605 Tack Coat	5,360.000 GAL	_____.	_____.
0710	460.2000 Incentive Density HMA Pavement	16,740.000 DOL	1.00000	16,740.00
0720	460.5223 HMA Pavement 3 LT 58-28 S	1,378.000 TON	_____.	_____.
0730	460.5224 HMA Pavement 4 LT 58-28 S	1,160.000 TON	_____.	_____.
0740	460.6224 HMA Pavement 4 MT 58-28 S	10,107.000 TON	_____.	_____.
0750	460.7223 HMA Pavement 3 HT 58-28 S	4,425.000 TON	_____.	_____.



Proposal Schedule of Items

Proposal ID: 20170808001 Project(s): 1003-10-76, 1003-10-81

Federal ID(s): WISC 2017397, WISC 2017398

SECTION: 0001 Contract Items

Alt Set ID: Alt Mbr ID:

Proposal Line Number	Item ID Description	Approximate Quantity and Units	Unit Price	Bid Amount
0760	460.7423 HMA Pavement 3 HT 58-28 H	352.000 TON	_____.	_____.
0770	460.7424 HMA Pavement 4 HT 58-28 H	3,074.000 TON	_____.	_____.
0780	465.0105 Asphaltic Surface	261.400 TON	_____.	_____.
0790	465.0310 Asphaltic Curb	2,224.000 LF	_____.	_____.
0800	465.0315 Asphaltic Flumes	68.000 SY	_____.	_____.
0810	465.0400 Asphaltic Shoulder Rumble Strips	5,801.000 LF	_____.	_____.
0820	501.1000.S Ice Hot Weather Concreting	49,896.000 LB	_____.	_____.
0830	502.0100 Concrete Masonry Bridges **P**	2,978.000 CY	_____.	_____.
0840	502.3200 Protective Surface Treatment **P**	8,990.000 SY	_____.	_____.
0850	502.3210 Pigmented Surface Sealer	1,272.000 SY	_____.	_____.
0860	503.0128 Prestressed Girder Type I 28-Inch **P**	3,510.000 LF	_____.	_____.
0870	503.0137 Prestressed Girder Type I 36W-Inch **P**	1,880.000 LF	_____.	_____.
0880	503.0146 Prestressed Girder Type I 45W-Inch **P**	4,600.000 LF	_____.	_____.
0890	504.0100 Concrete Masonry Culverts **P**	968.000 CY	_____.	_____.
0900	505.0400 Bar Steel Reinforcement HS Structures **P**	300,960.000 LB	_____.	_____.
0910	505.0600 Bar Steel Reinforcement HS Coated Structures **P**	908,360.000 LB	_____.	_____.



Proposal Schedule of Items

Proposal ID: 20170808001 Project(s): 1003-10-76, 1003-10-81

Federal ID(s): WISC 2017397, WISC 2017398

SECTION: 0001 Contract Items

Alt Set ID: Alt Mbr ID:

Proposal Line Number	Item ID Description	Approximate Quantity and Units	Unit Price	Bid Amount
0920	505.0800.S Bar Steel Reinforcement HS Stainless Structures	13,350.000 LB	_____.	_____.
0930	506.2605 Bearing Pads Elastomeric Non-Laminated	244.000 EACH	_____.	_____.
0940	506.2610 Bearing Pads Elastomeric Laminated	36.000 EACH	_____.	_____.
0950	506.4000 Steel Diaphragms (structure) 001. B-53-314 **P**	30.000 EACH	_____.	_____.
0960	506.4000 Steel Diaphragms (structure) 002. B-53-315 **P**	30.000 EACH	_____.	_____.
0970	506.4000 Steel Diaphragms (structure) 003. B-53-17 **P**	18.000 EACH	_____.	_____.
0980	506.4000 Steel Diaphragms (structure) 004. B-53-18 **P**	18.000 EACH	_____.	_____.
0990	506.4000 Steel Diaphragms (structure) 005. B-53-321 **P**	32.000 EACH	_____.	_____.
1000	506.4000 Steel Diaphragms (structure) 006. B-53-322 **P**	32.000 EACH	_____.	_____.
1010	511.1100 Temporary Shoring	34,210.000 SF	_____.	_____.
1020	511.1200 Temporary Shoring (structure) 001. B-53-314	240.000 SF	_____.	_____.
1030	511.1200 Temporary Shoring (structure) 002. B-53-315	240.000 SF	_____.	_____.
1040	511.1200 Temporary Shoring (structure) 003. B-53-317	250.000 SF	_____.	_____.



Proposal Schedule of Items

Proposal ID: 20170808001 Project(s): 1003-10-76, 1003-10-81

Federal ID(s): WISC 2017397, WISC 2017398

SECTION: 0001 Contract Items

Alt Set ID: Alt Mbr ID:

Proposal Line Number	Item ID Description	Approximate Quantity and Units	Unit Price	Bid Amount
1050	511.1200 Temporary Shoring (structure) 005. B-53-320	2,268.000 SF	_____.	_____.
1060	511.1200 Temporary Shoring (structure) 006. B-53-321	4,690.000 SF	_____.	_____.
1070	511.1200 Temporary Shoring (structure) 007. B-53-322	4,690.000 SF	_____.	_____.
1080	511.2300 Temp Shoring Left in Place (location) 001. Station 563+00 LT To Station 578+65 LT	13,630.000 SF	_____.	_____.
1090	511.2300 Temp Shoring Left in Place (location) 002. Station 581+64 LT To Station 593+00 LT	6,030.000 SF	_____.	_____.
1100	516.0500 Rubberized Membrane Waterproofing	465.000 SY	_____.	_____.
1110	520.1015 Apron Endwalls for Culvert Pipe 15-Inch	6.000 EACH	_____.	_____.
1120	520.1018 Apron Endwalls for Culvert Pipe 18-Inch	4.000 EACH	_____.	_____.
1130	520.2015 Culvert Pipe Temporary 15-Inch	188.000 LF	_____.	_____.
1140	520.2018 Culvert Pipe Temporary 18-Inch	1,468.000 LF	_____.	_____.
1150	520.2024 Culvert Pipe Temporary 24-Inch	21.000 LF	_____.	_____.
1160	520.2030 Culvert Pipe Temporary 30-Inch	4.000 LF	_____.	_____.
1170	520.2036 Culvert Pipe Temporary 36-Inch	10.000 LF	_____.	_____.
1180	520.2048 Culvert Pipe Temporary 48-Inch	65.000 LF	_____.	_____.
1190	520.4112 Culvert Pipe Class IV 12-Inch	110.000 LF	_____.	_____.



Proposal Schedule of Items

Proposal ID: 20170808001 Project(s): 1003-10-76, 1003-10-81

Federal ID(s): WISC 2017397, WISC 2017398

SECTION: 0001 Contract Items

Alt Set ID: Alt Mbr ID:

Proposal Line Number	Item ID Description	Approximate Quantity and Units	Unit Price	Bid Amount
1200	520.4115 Culvert Pipe Class IV 15-Inch	4.000 LF	_____.	_____.
1210	520.4118 Culvert Pipe Class IV 18-Inch	477.000 LF	_____.	_____.
1220	520.8000 Concrete Collars for Pipe	23.000 EACH	_____.	_____.
1230	521.1012 Apron Endwalls for Culvert Pipe Steel 12-Inch	7.000 EACH	_____.	_____.
1240	521.1015 Apron Endwalls for Culvert Pipe Steel 15-Inch	1.000 EACH	_____.	_____.
1250	521.1018 Apron Endwalls for Culvert Pipe Steel 18-Inch	18.000 EACH	_____.	_____.
1260	521.1615 Apron Endwalls for Culvert Pipe Sloped Side Drains Steel 15-Inch 10 to 1	2.000 EACH	_____.	_____.
1270	522.0115 Culvert Pipe Reinforced Concrete Class III 15-Inch	68.000 LF	_____.	_____.
1280	522.0124 Culvert Pipe Reinforced Concrete Class III 24-Inch	664.000 LF	_____.	_____.
1290	522.0130 Culvert Pipe Reinforced Concrete Class III 30-Inch	346.000 LF	_____.	_____.
1300	522.0136 Culvert Pipe Reinforced Concrete Class III 36-Inch	511.000 LF	_____.	_____.
1310	522.0148 Culvert Pipe Reinforced Concrete Class III 48-Inch	237.000 LF	_____.	_____.
1320	522.0548 Culvert Pipe Reinforced Concrete Class V 48-Inch	304.000 LF	_____.	_____.
1330	522.1015 Apron Endwalls for Culvert Pipe Reinforced Concrete 15-Inch	53.000 EACH	_____.	_____.



Proposal Schedule of Items

Proposal ID: 20170808001 Project(s): 1003-10-76, 1003-10-81

Federal ID(s): WISC 2017397, WISC 2017398

SECTION: 0001 Contract Items

Alt Set ID: Alt Mbr ID:

Proposal Line Number	Item ID Description	Approximate Quantity and Units	Unit Price	Bid Amount
1340	522.1018 Apron Endwalls for Culvert Pipe Reinforced Concrete 18-Inch	20.000 EACH	_____.	_____.
1350	522.1024 Apron Endwalls for Culvert Pipe Reinforced Concrete 24-Inch	16.000 EACH	_____.	_____.
1360	522.1030 Apron Endwalls for Culvert Pipe Reinforced Concrete 30-Inch	6.000 EACH	_____.	_____.
1370	522.1036 Apron Endwalls for Culvert Pipe Reinforced Concrete 36-Inch	8.000 EACH	_____.	_____.
1380	522.1042 Apron Endwalls for Culvert Pipe Reinforced Concrete 42-Inch	4.000 EACH	_____.	_____.
1390	522.1048 Apron Endwalls for Culvert Pipe Reinforced Concrete 48-Inch	6.000 EACH	_____.	_____.
1400	523.0124 Culvert Pipe Reinforced Concrete Horizontal Elliptical Class HE-III 24x38-Inch	352.000 LF	_____.	_____.
1410	523.0129 Culvert Pipe Reinforced Concrete Horizontal Elliptical Class HE-III 29x45-Inch	169.000 LF	_____.	_____.
1420	523.0138 Culvert Pipe Reinforced Concrete Horizontal Elliptical Class HE-III 38x60-Inch	223.000 LF	_____.	_____.
1430	523.0148 Culvert Pipe Reinforced Concrete Horizontal Elliptical Class HE-III 48x76-Inch	348.000 LF	_____.	_____.
1440	523.0414 Culvert Pipe Reinforced Concrete Horizontal Elliptical Class HE-IV 14x23-Inch	66.000 LF	_____.	_____.
1450	523.0514 Apron Endwalls for Culvert Pipe Reinforced Concrete Horizontal Elliptical 14x23-Inch	4.000 EACH	_____.	_____.



Proposal Schedule of Items

Proposal ID: 20170808001 Project(s): 1003-10-76, 1003-10-81

Federal ID(s): WISC 2017397, WISC 2017398

SECTION: 0001 Contract Items

Alt Set ID: Alt Mbr ID:

Proposal Line Number	Item ID Description	Approximate Quantity and Units	Unit Price	Bid Amount
1460	523.0524 Apron Endwalls for Culvert Pipe Reinforced Concrete Horizontal Elliptical 24x38-Inch	2.000 EACH	_____.	_____.
1470	523.0548 Apron Endwalls for Culvert Pipe Reinforced Concrete Horizontal Elliptical 48x76-Inch	2.000 EACH	_____.	_____.
1480	524.0618 Apron Endwalls for Culvert Pipe Salvaged 18-Inch	7.000 EACH	_____.	_____.
1490	524.0624 Apron Endwalls for Culvert Pipe Salvaged 24-Inch	3.000 EACH	_____.	_____.
1500	524.0630 Apron Endwalls for Culvert Pipe Salvaged 30-Inch	1.000 EACH	_____.	_____.
1510	524.0636 Apron Endwalls for Culvert Pipe Salvaged 36-Inch	3.000 EACH	_____.	_____.
1520	524.0648 Apron Endwalls for Culvert Pipe Salvaged 48-Inch	1.000 EACH	_____.	_____.
1540	550.0500 Pile Points	96.000 EACH	_____.	_____.
1550	550.1120 Piling Steel HP 12-Inch X 53 Lb	6,810.000 LF	_____.	_____.
1560	550.2108 Piling CIP Concrete 10 3/4 X 0.50-Inch	5,925.000 LF	_____.	_____.
1570	550.2126 Piling CIP Concrete 12 3/4 X 0.375-Inch	17,400.000 LF	_____.	_____.
1580	601.0553 Concrete Curb & Gutter 4-Inch Sloped 36-Inch Type D **P**	929.000 LF	_____.	_____.
1590	601.0557 Concrete Curb & Gutter 6-Inch Sloped 36-Inch Type D **P**	426.000 LF	_____.	_____.



Proposal Schedule of Items

Proposal ID: 20170808001 Project(s): 1003-10-76, 1003-10-81

Federal ID(s): WISC 2017397, WISC 2017398

SECTION: 0001 Contract Items

Alt Set ID: Alt Mbr ID:

Proposal Line Number	Item ID Description	Approximate Quantity and Units	Unit Price	Bid Amount
1600	601.0582 Concrete Curb & Gutter 4-Inch Sloped 36-Inch Type T	57.000 LF	_____.	_____.
1610	603.1142 Concrete Barrier Type S42 **P**	62,249.000 LF	_____.	_____.
1620	603.8000 Concrete Barrier Temporary Precast Delivered	165,700.000 LF	_____.	_____.
1630	603.8125 Concrete Barrier Temporary Precast Installed	238,861.000 LF	_____.	_____.
1640	604.0400 Slope Paving Concrete	355.000 SY	_____.	_____.
1650	604.0500 Slope Paving Crushed Aggregate	2,944.000 SY	_____.	_____.
1660	606.0100 Riprap Light	55.000 CY	_____.	_____.
1670	606.0200 Riprap Medium	566.000 CY	_____.	_____.
1680	606.0300 Riprap Heavy	881.000 CY	_____.	_____.
1690	606.0400 Riprap Extra-Heavy	750.000 CY	_____.	_____.
1700	608.0312 Storm Sewer Pipe Reinforced Concrete Class III 12-Inch	402.000 LF	_____.	_____.
1710	608.0315 Storm Sewer Pipe Reinforced Concrete Class III 15-Inch	5,513.000 LF	_____.	_____.
1720	608.0318 Storm Sewer Pipe Reinforced Concrete Class III 18-Inch	178.000 LF	_____.	_____.
1730	608.0324 Storm Sewer Pipe Reinforced Concrete Class III 24-Inch	653.000 LF	_____.	_____.
1740	608.0412 Storm Sewer Pipe Reinforced Concrete Class IV 12-Inch	238.000 LF	_____.	_____.



Proposal Schedule of Items

Proposal ID: 20170808001 Project(s): 1003-10-76, 1003-10-81

Federal ID(s): WISC 2017397, WISC 2017398

SECTION: 0001 Contract Items

Alt Set ID: Alt Mbr ID:

Proposal Line Number	Item ID Description	Approximate Quantity and Units	Unit Price	Bid Amount
1750	608.0415 Storm Sewer Pipe Reinforced Concrete Class IV 15-Inch	248.000 LF	_____.	_____.
1760	608.0418 Storm Sewer Pipe Reinforced Concrete Class IV 18-Inch	2,804.000 LF	_____.	_____.
1770	608.0424 Storm Sewer Pipe Reinforced Concrete Class IV 24-Inch	86.000 LF	_____.	_____.
1780	608.0536 Storm Sewer Pipe Reinforced Concrete Class V 36-Inch	231.000 LF	_____.	_____.
1790	608.0548 Storm Sewer Pipe Reinforced Concrete Class V 48-Inch	1,107.000 LF	_____.	_____.
1800	611.0530 Manhole Covers Type J	7.000 EACH	_____.	_____.
1810	611.0606 Inlet Covers Type B	17.000 EACH	_____.	_____.
1820	611.0610 Inlet Covers Type BW	217.000 EACH	_____.	_____.
1830	611.0612 Inlet Covers Type C	5.000 EACH	_____.	_____.
1840	611.0642 Inlet Covers Type MS	32.000 EACH	_____.	_____.
1850	611.0654 Inlet Covers Type V	7.000 EACH	_____.	_____.
1860	611.1004 Catch Basins 4-FT Diameter	14.000 EACH	_____.	_____.
1870	611.2004 Manholes 4-FT Diameter	1.000 EACH	_____.	_____.
1880	611.2005 Manholes 5-FT Diameter	4.000 EACH	_____.	_____.
1890	611.2006 Manholes 6-FT Diameter	3.000 EACH	_____.	_____.



Proposal Schedule of Items

Proposal ID: 20170808001 Project(s): 1003-10-76, 1003-10-81

Federal ID(s): WISC 2017397, WISC 2017398

SECTION: 0001 Contract Items

Alt Set ID: Alt Mbr ID:

Proposal Line Number	Item ID Description	Approximate Quantity and Units	Unit Price	Bid Amount
1900	611.2007 Manholes 7-FT Diameter	1.000 EACH	_____.	_____.
1910	611.2008 Manholes 8-FT Diameter	3.000 EACH	_____.	_____.
1920	611.3220 Inlets 2x2-FT	7.000 EACH	_____.	_____.
1930	611.3225 Inlets 2x2.5-FT	227.000 EACH	_____.	_____.
1940	611.3901 Inlets Median 1 Grate	6.000 EACH	_____.	_____.
1950	611.3902 Inlets Median 2 Grate	12.000 EACH	_____.	_____.
1960	611.8110 Adjusting Manhole Covers	1.000 EACH	_____.	_____.
1970	611.8115 Adjusting Inlet Covers	13.000 EACH	_____.	_____.
1980	611.8120.S Cover Plates Temporary	10.000 EACH	_____.	_____.
1990	611.9710 Salvaged Inlet Covers	3.000 EACH	_____.	_____.
2000	612.0106 Pipe Underdrain 6-Inch	34,674.000 LF	_____.	_____.
2010	612.0212 Pipe Underdrain Unperforated 12-Inch	673.000 LF	_____.	_____.
2020	612.0218 Pipe Underdrain Unperforated 18-Inch	1,620.000 LF	_____.	_____.
2030	612.0406 Pipe Underdrain Wrapped 6-Inch	1,400.000 LF	_____.	_____.
2040	614.0150 Anchor Assemblies for Steel Plate Beam Guard	12.000 EACH	_____.	_____.
2050	614.0800 Crash Cushions Permanent	6.000 EACH	_____.	_____.



Proposal Schedule of Items

Proposal ID: 20170808001 Project(s): 1003-10-76, 1003-10-81

Federal ID(s): WISC 2017397, WISC 2017398

SECTION: 0001 Contract Items

Alt Set ID: Alt Mbr ID:

Proposal Line Number	Item ID Description	Approximate Quantity and Units	Unit Price	Bid Amount
2060	614.0905 Crash Cushions Temporary	39.000 EACH	_____.	_____.
2070	614.2300 MGS Guardrail 3	2,713.900 LF	_____.	_____.
2080	614.2500 MGS Thrie Beam Transition	315.200 LF	_____.	_____.
2090	614.2610 MGS Guardrail Terminal EAT	11.000 EACH	_____.	_____.
2100	614.2620 MGS Guardrail Terminal Type 2	3.000 EACH	_____.	_____.
2110	616.0100 Fence Woven Wire (height) 002. 4-FT **P**	52,821.000 LF	_____.	_____.
2120	616.0700.S Fence Safety	2,000.000 LF	_____.	_____.
2130	618.0100 Maintenance And Repair of Haul Roads (project) 001. 1003-10-81	1.000 EACH	_____.	_____.
2140	618.0100 Maintenance And Repair of Haul Roads (project) 002. 1003-10-76	1.000 EACH	_____.	_____.
2150	619.1000 Mobilization	1.000 EACH	_____.	_____.
2160	624.0100 Water	1,775.000 MGAL	_____.	_____.
2170	625.0500 Salvaged Topsoil	511,391.000 SY	_____.	_____.
2180	627.0200 Mulching	372,403.000 SY	_____.	_____.
2190	628.1504 Silt Fence	47,940.000 LF	_____.	_____.
2200	628.1520 Silt Fence Maintenance	224,474.000 LF	_____.	_____.
2210	628.1905 Mobilizations Erosion Control	68.000 EACH	_____.	_____.



Proposal Schedule of Items

Proposal ID: 20170808001 Project(s): 1003-10-76, 1003-10-81

Federal ID(s): WISC 2017397, WISC 2017398

SECTION: 0001 Contract Items

Alt Set ID: Alt Mbr ID:

Proposal Line Number	Item ID Description	Approximate Quantity and Units	Unit Price	Bid Amount
2220	628.1910 Mobilizations Emergency Erosion Control	40.000 EACH	_____.	_____.
2230	628.2004 Erosion Mat Class I Type B	120,115.000 SY	_____.	_____.
2240	628.2023 Erosion Mat Class II Type B	18,200.000 SY	_____.	_____.
2250	628.2027 Erosion Mat Class II Type C	9,853.000 SY	_____.	_____.
2260	628.2039 Erosion Mat Class III Type D	181.000 SY	_____.	_____.
2270	628.6005 Turbidity Barriers	739.000 SY	_____.	_____.
2280	628.6510 Soil Stabilizer Type B	63.340 ACRE	_____.	_____.
2290	628.7005 Inlet Protection Type A	186.000 EACH	_____.	_____.
2300	628.7010 Inlet Protection Type B	219.000 EACH	_____.	_____.
2310	628.7020 Inlet Protection Type D	164.000 EACH	_____.	_____.
2320	628.7504 Temporary Ditch Checks	1,557.000 LF	_____.	_____.
2330	628.7555 Culvert Pipe Checks	200.000 EACH	_____.	_____.
2340	628.7560 Tracking Pads	11.000 EACH	_____.	_____.
2350	628.7570 Rock Bags	1,100.000 EACH	_____.	_____.
2360	629.0205 Fertilizer Type A	396.200 CWT	_____.	_____.
2370	630.0120 Seeding Mixture No. 20	176.000 LB	_____.	_____.
2380	630.0130 Seeding Mixture No. 30	11,284.000 LB	_____.	_____.



Proposal Schedule of Items

Proposal ID: 20170808001 Project(s): 1003-10-76, 1003-10-81

Federal ID(s): WISC 2017397, WISC 2017398

SECTION: 0001 Contract Items

Alt Set ID: Alt Mbr ID:

Proposal Line Number	Item ID Description	Approximate Quantity and Units	Unit Price	Bid Amount
2390	630.0200 Seeding Temporary	435.000 LB	_____.	_____.
2400	633.0100 Delineator Posts Steel	314.000 EACH	_____.	_____.
2410	633.0500 Delineator Reflectors	833.000 EACH	_____.	_____.
2420	633.1000 Delineator Brackets	625.000 EACH	_____.	_____.
2430	633.5200 Markers Culvert End	169.000 EACH	_____.	_____.
2440	634.0614 Posts Wood 4x6-Inch X 14-FT	11.000 EACH	_____.	_____.
2450	634.0616 Posts Wood 4x6-Inch X 16-FT	14.000 EACH	_____.	_____.
2460	634.0618 Posts Wood 4x6-Inch X 18-FT	45.000 EACH	_____.	_____.
2470	634.0620 Posts Wood 4x6-Inch X 20-FT	10.000 EACH	_____.	_____.
2480	634.0622 Posts Wood 4x6-Inch X 22-FT	1.000 EACH	_____.	_____.
2490	635.0200 Sign Supports Structural Steel HS	9,400.000 LB	_____.	_____.
2500	636.0100 Sign Supports Concrete Masonry **P**	46.800 CY	_____.	_____.
2510	636.0500 Sign Supports Steel Reinforcement	1,366.000 LB	_____.	_____.
2520	636.1500 Sign Supports Steel Coated Reinforcement HS	2,970.000 LB	_____.	_____.
2530	637.1220 Signs Type I Reflective SH	2,416.000 SF	_____.	_____.
2540	637.1230 Signs Type I Reflective F	105.000 SF	_____.	_____.



Proposal Schedule of Items

Proposal ID: 20170808001 Project(s): 1003-10-76, 1003-10-81

Federal ID(s): WISC 2017397, WISC 2017398

SECTION: 0001 Contract Items

Alt Set ID: Alt Mbr ID:

Proposal Line Number	Item ID Description	Approximate Quantity and Units	Unit Price	Bid Amount
2550	637.2210 Signs Type II Reflective H	1,118.000 SF	_____.	_____.
2560	637.2230 Signs Type II Reflective F	41.000 SF	_____.	_____.
2570	638.2101 Moving Signs Type I	2.000 EACH	_____.	_____.
2580	638.2102 Moving Signs Type II	50.000 EACH	_____.	_____.
2590	638.2601 Removing Signs Type I	21.000 EACH	_____.	_____.
2600	638.2602 Removing Signs Type II	88.000 EACH	_____.	_____.
2610	638.3000 Removing Small Sign Supports	70.000 EACH	_____.	_____.
2620	638.3100 Removing Structural Steel Sign Supports	33.000 EACH	_____.	_____.
2630	638.4000 Moving Small Sign Supports	48.000 EACH	_____.	_____.
2640	638.4100 Moving Structural Steel Sign Supports	4.000 EACH	_____.	_____.
2650	641.1200 Sign Bridge Cantilevered (structure) 001. S-53-113	LS	LUMP SUM	_____.
2660	641.1200 Sign Bridge Cantilevered (structure) 002. B-53-114	LS	LUMP SUM	_____.
2670	641.1200 Sign Bridge Cantilevered (structure) 004. S-53-104	LS	LUMP SUM	_____.
2680	642.5401 Field Office Type D	1.000 EACH	_____.	_____.
2690	643.0200.S Traffic Control Surveillance and Maintenance (project) 001. 1003-10-81	700.000 DAY	_____.	_____.



Proposal Schedule of Items

Proposal ID: 20170808001 Project(s): 1003-10-76, 1003-10-81

Federal ID(s): WISC 2017397, WISC 2017398

SECTION: 0001 Contract Items

Alt Set ID: Alt Mbr ID:

Proposal Line Number	Item ID Description	Approximate Quantity and Units	Unit Price	Bid Amount
2700	643.0200.S Traffic Control Surveillance and Maintenance (project) 002. 1003-10-76	685.000 DAY	_____.	_____.
2710	643.0300 Traffic Control Drums	101,884.000 DAY	_____.	_____.
2720	643.0420 Traffic Control Barricades Type III	7,845.000 DAY	_____.	_____.
2730	643.0705 Traffic Control Warning Lights Type A	8,964.000 DAY	_____.	_____.
2740	643.0715 Traffic Control Warning Lights Type C	8,156.000 DAY	_____.	_____.
2750	643.0800 Traffic Control Arrow Boards	719.000 DAY	_____.	_____.
2760	643.0900 Traffic Control Signs	43,601.000 DAY	_____.	_____.
2770	643.0910 Traffic Control Covering Signs Type I	8.000 EACH	_____.	_____.
2780	643.0920 Traffic Control Covering Signs Type II	12.000 EACH	_____.	_____.
2790	643.1000 Traffic Control Signs Fixed Message	772.000 SF	_____.	_____.
2800	643.1050 Traffic Control Signs PCMS	970.000 DAY	_____.	_____.
2810	643.2000 Traffic Control Detour (project) 001. 1003-10-81	1.000 EACH	_____.	_____.
2820	643.3000 Traffic Control Detour Signs	4,216.000 DAY	_____.	_____.
2830	645.0105 Geotextile Type C	1,473.000 SY	_____.	_____.
2840	645.0111 Geotextile Type DF Schedule A	19,759.000 SY	_____.	_____.
2850	645.0120 Geotextile Type HR	4,350.000 SY	_____.	_____.



Proposal Schedule of Items

Proposal ID: 20170808001 Project(s): 1003-10-76, 1003-10-81

Federal ID(s): WISC 2017397, WISC 2017398

SECTION: 0001 Contract Items

Alt Set ID: Alt Mbr ID:

Proposal Line Number	Item ID Description	Approximate Quantity and Units	Unit Price	Bid Amount
2860	645.0140 Geotextile Type SAS	120.000 SY	_____.	_____.
2870	645.0220 Geogrid Type SR	11,900.000 SY	_____.	_____.
2880	646.0106 Pavement Marking Epoxy 4-Inch	72,688.000 LF	_____.	_____.
2890	646.0107.S Pavement Marking Grooved Epoxy 4-Inch	70,224.000 LF	_____.	_____.
2900	646.0126 Pavement Marking Epoxy 8-Inch	49.000 LF	_____.	_____.
2910	646.0690.S Removing Pavement Markings Water Blasting	202,149.000 LF	_____.	_____.
2920	646.0841.S Pavement Marking Grooved Wet Reflective Contrast Tape 4-Inch	15,626.000 LF	_____.	_____.
2930	646.0843.S Pavement Marking Grooved Wet Reflective Contrast Tape 8-Inch	8,049.000 LF	_____.	_____.
2940	646.0900.S Pavement Marking Late Season	16,300.000 LF	_____.	_____.
2950	649.0400 Temporary Pavement Marking Removable Tape 4-Inch	15,117.000 LF	_____.	_____.
2960	649.0403 Temporary Pavement Marking Epoxy 4-Inch	436,957.000 LF	_____.	_____.
2970	649.0801 Temporary Pavement Marking Removable Tape 8-Inch	1,023.000 LF	_____.	_____.
2980	649.0803 Temporary Pavement Marking Epoxy 8-Inch	10,997.000 LF	_____.	_____.
2990	652.0125 Conduit Rigid Metallic 2-Inch	48.000 LF	_____.	_____.
3000	652.0125 Conduit Rigid Metallic 2-Inch **P**	144.000 LF	_____.	_____.



Proposal Schedule of Items

Proposal ID: 20170808001 Project(s): 1003-10-76, 1003-10-81

Federal ID(s): WISC 2017397, WISC 2017398

SECTION: 0001 Contract Items

Alt Set ID: Alt Mbr ID:

Proposal Line Number	Item ID Description	Approximate Quantity and Units	Unit Price	Bid Amount
3010	652.0225 Conduit Rigid Nonmetallic Schedule 40 2-Inch **P**	3,138.000 LF	_____.	_____.
3020	652.0235 Conduit Rigid Nonmetallic Schedule 40 3-Inch **P**	3,073.000 LF	_____.	_____.
3030	652.0615 Conduit Special 3-Inch	228.000 LF	_____.	_____.
3040	652.0700.S Install Conduit into Existing Item	13.000 EACH	_____.	_____.
3050	653.0222 Junction Boxes 18x12x6-Inch	12.000 EACH	_____.	_____.
3060	653.0900 Adjusting Pull Boxes	4.000 EACH	_____.	_____.
3070	653.0905 Removing Pull Boxes	11.000 EACH	_____.	_____.
3080	654.0105 Concrete Bases Type 5	3.000 EACH	_____.	_____.
3090	654.0106 Concrete Bases Type 6	6.000 EACH	_____.	_____.
3100	655.0615 Electrical Wire Lighting 10 AWG	972.000 LF	_____.	_____.
3110	655.0625 Electrical Wire Lighting 6 AWG	5,630.000 LF	_____.	_____.
3120	655.0630 Electrical Wire Lighting 4 AWG	8,536.000 LF	_____.	_____.
3130	656.0200 Electrical Service Meter Breaker Pedestal (location) 001. ITS Cabinet	LS	LUMP SUM	_____.
3140	657.0255 Transformer Bases Breakaway 11 1/2- Inch Bolt Circle	1.000 EACH	_____.	_____.
3150	657.0322 Poles Type 5-Aluminum	1.000 EACH	_____.	_____.
3160	659.0700 Lighting Units Walkway	5.000 EACH	_____.	_____.



Proposal Schedule of Items

Proposal ID: 20170808001 Project(s): 1003-10-76, 1003-10-81

Federal ID(s): WISC 2017397, WISC 2017398

SECTION: 0001 Contract Items

Alt Set ID: Alt Mbr ID:

Proposal Line Number	Item ID Description	Approximate Quantity and Units	Unit Price	Bid Amount
3180	659.2130 Lighting Control Cabinets 120/240 30-Inch	1.000 EACH	_____.	_____.
3190	670.0100 Field System Integrator	LS	LUMP SUM	_____.
3200	670.0200 ITS Documentation	LS	LUMP SUM	_____.
3210	671.0132 Conduit HDPE 3-Duct 2-Inch **P**	30,477.000 LF	_____.	_____.
3220	671.0232 Conduit HDPE Directional Bore 3-Duct 2-Inch **P**	620.000 LF	_____.	_____.
3230	672.0100 Base ITS Controller Cabinet	1.000 EACH	_____.	_____.
3240	674.0200 Cable Microwave Detector	90.000 LF	_____.	_____.
3250	675.0300 Install Mounted Controller Microwave Detector Assembly	2.000 EACH	_____.	_____.
3260	675.0400.S Install Ethernet Switch	1.000 EACH	_____.	_____.
3270	678.0500 Communication System Testing	LS	LUMP SUM	_____.
3280	690.0150 Sawing Asphalt	19,904.000 LF	_____.	_____.
3290	690.0250 Sawing Concrete	4,734.000 LF	_____.	_____.
3300	715.0415 Incentive Strength Concrete Pavement	129,041.600 DOL	1.00000	129,041.60
3310	715.0502 Incentive Strength Concrete Structures	45,684.000 DOL	1.00000	45,684.00
3320	ASP.1T0A On-the-Job Training Apprentice at \$5.00/HR	2,000.000 HRS	5.00000	10,000.00



Proposal Schedule of Items

Proposal ID: 20170808001 Project(s): 1003-10-76, 1003-10-81

Federal ID(s): WISC 2017397, WISC 2017398

SECTION: 0001 Contract Items

Alt Set ID: Alt Mbr ID:

Proposal Line Number	Item ID Description	Approximate Quantity and Units	Unit Price	Bid Amount
3330	ASP.1T0G On-the-Job Training Graduate at \$5.00/HR	3,000.000 HRS	5.00000	15,000.00
3340	SPV.0035 Special 001. Roadway Embankment	282,260.000 CY	_____.	_____.
3350	SPV.0035 Special 740. High Performance Concrete (HPC) Masonry Structures **P**	3,668.000 CY	_____.	_____.
3360	SPV.0060 Special 001. Baseline CPM Progress Schedule	1.000 EACH	_____.	_____.
3370	SPV.0060 Special 002. CPM Progress Schedule Updates and Accepted Revisions	25.000 EACH	_____.	_____.
3380	SPV.0060 Special 003. Emergency Access Gate	4.000 EACH	_____.	_____.
3390	SPV.0060 Special 004. Access Gate 6-Foot	6.000 EACH	_____.	_____.
3400	SPV.0060 Special 005. Fixed Message Sign Portable Support	10.000 EACH	_____.	_____.
3410	SPV.0060 Special 008. Test Pits	45.000 EACH	_____.	_____.
3420	SPV.0060 Special 009. Removing Billboard Sign and Sign Structure	4.000 EACH	_____.	_____.
3430	SPV.0060 Special 010. Covering Storm Sewer	67.000 EACH	_____.	_____.
3440	SPV.0060 Special 011. Concrete Cutoff Wall	13.000 EACH	_____.	_____.
3450	SPV.0060 Special 012. Manhole Structure 170B	1.000 EACH	_____.	_____.
3460	SPV.0060 Special 014. Utility Line Opening	5.000 EACH	_____.	_____.
3470	SPV.0060 Special 015. Barrier Wall Delineation	804.000 EACH	_____.	_____.



Proposal Schedule of Items

Proposal ID: 20170808001 Project(s): 1003-10-76, 1003-10-81

Federal ID(s): WISC 2017397, WISC 2017398

SECTION: 0001 Contract Items

Alt Set ID: Alt Mbr ID:

Proposal Line Number	Item ID Description	Approximate Quantity and Units	Unit Price	Bid Amount
3480	SPV.0060 Special 020. Cover Plates	2.000 EACH	_____.	_____.
3490	SPV.0060 Special 025. Reinforced Concrete Endwalls and Grates, 24x38-Inch	2.000 EACH	_____.	_____.
3500	SPV.0060 Special 026. Reinforced Concrete Endwalls and Grates 29x45-Inch	2.000 EACH	_____.	_____.
3510	SPV.0060 Special 027. Reinforced Concrete Endwalls and Grates 38x60-Inch	2.000 EACH	_____.	_____.
3520	SPV.0060 Special 028. Reinforced Concrete Endwalls and Grates 48x76-Inch	2.000 EACH	_____.	_____.
3540	SPV.0060 Special 031. Temporary Concrete Barrier Gate	3.000 EACH	_____.	_____.
3550	SPV.0060 Special 032. Reinstall Temporary Concrete Barrier Gate	3.000 EACH	_____.	_____.
3560	SPV.0060 Special 040. Closed Inlet Cover	3.000 EACH	_____.	_____.
3570	SPV.0060 Special 350. Salvage and Reinstall Light Pole	6.000 EACH	_____.	_____.
3580	SPV.0060 Special 401. Fiber Tracer Marker Post	16.000 EACH	_____.	_____.
3590	SPV.0060 Special 402. Pull Box Non-Conductive 24X42-Inch	7.000 EACH	_____.	_____.
3600	SPV.0060 Special 403. Remove Electrical Service Meter Breaker Pedestal	1.000 EACH	_____.	_____.
3610	SPV.0060 Special 404. Salvage and Reinstall Microwave Detector Assembly	2.000 EACH	_____.	_____.
3620	SPV.0060 Special 405. Install IP Wireless 5.8 GHz Radio/Antenna	2.000 EACH	_____.	_____.



Proposal Schedule of Items

Proposal ID: 20170808001 Project(s): 1003-10-76, 1003-10-81

Federal ID(s): WISC 2017397, WISC 2017398

SECTION: 0001 Contract Items

Alt Set ID: Alt Mbr ID:

Proposal Line Number	Item ID Description	Approximate Quantity and Units	Unit Price	Bid Amount
3630	SPV.0060 Special 406. Communication Vault-Round	16.000 EACH	_____.	_____.
3640	SPV.0090 Special 001. Compost Tube	1,525.000 LF	_____.	_____.
3650	SPV.0090 Special 002. Reinstall Temporary Snow Fence	12,825.000 LF	_____.	_____.
3660	SPV.0090 Special 016. Concrete Pavement Joint Sealing	17,440.000 LF	_____.	_____.
3670	SPV.0090 Special 017. Pipe Boring & Jacking 36-Inch	232.000 LF	_____.	_____.
3680	SPV.0090 Special 018. Pipe Boring & Jacking 48-Inch	623.000 LF	_____.	_____.
3690	SPV.0090 Special 020. Furnishing Snow Fence	1,000.000 LF	_____.	_____.
3700	SPV.0090 Special 021. Installing Snow Fence	1,000.000 LF	_____.	_____.
3710	SPV.0090 Special 022. Concrete Barrier Temporary Precast Left In Place	1,472.000 LF	_____.	_____.
3720	SPV.0090 Special 030. Drain Slotted Longitudinal Temporary	608.000 LF	_____.	_____.
3730	SPV.0090 Special 203. Traffic Control Gawk Screen Furnished	1,650.000 LF	_____.	_____.
3740	SPV.0090 Special 204. Traffic Control Gawk Screen Installed	1,650.000 LF	_____.	_____.
3750	SPV.0105 Special 001. Survey Project 1003-10-76 with Optional AMG for Conc Pavement & Base Course	LS	LUMP SUM	_____.



Proposal Schedule of Items

Proposal ID: 20170808001 Project(s): 1003-10-76, 1003-10-81

Federal ID(s): WISC 2017397, WISC 2017398

SECTION: 0001 Contract Items

Alt Set ID: Alt Mbr ID:

Proposal Line Number	Item ID Description	Approximate Quantity and Units	Unit Price	Bid Amount
3760	SPV.0105 Special 002. Survey Project 1003-10-81 with Optional AMG for Conc Pavement & Base Course	LS	LUMP SUM	_____.
3770	SPV.0105 Special 003. Concrete Pavement Joint Layout	LS	LUMP SUM	_____.
3780	SPV.0105 Special 010. Traffic Control For Turtle Creek Recreational Vehicles	LS	LUMP SUM	_____.
3790	SPV.0105 Special 350. Remove Lighting Control Cabinet	LS	LUMP SUM	_____.
3800	SPV.0105 Special 351. Temporary Lighting System CTH S Interchange	LS	LUMP SUM	_____.
3810	SPV.0105 Special 401. Salvage and Reinstall ITS Field Cabinet	LS	LUMP SUM	_____.
3820	SPV.0105 Special 402. Salvage and Reinstall Hardwired Bluetooth Sensor	LS	LUMP SUM	_____.
3830	SPV.0105 Special 403. Temporary Open/Closed Sign System	LS	LUMP SUM	_____.
3840	SPV.0105 Special 480. Weigh-In-Motion System	LS	LUMP SUM	_____.
3850	SPV.0105 Special 481. Weigh-In-Motion System Warranty Maintenance	LS	LUMP SUM	_____.
3860	SPV.0105 Special 482. Static Scale System Electronics	LS	LUMP SUM	_____.
3870	SPV.0105 Special 483. Static Scale System Warranty Maintenance	LS	LUMP SUM	_____.
3880	SPV.0165 Special 701. Temporary Shoring Railroad	2,650.000 SF	_____.	_____.



Proposal Schedule of Items

Proposal ID: 20170808001 Project(s): 1003-10-76, 1003-10-81

Federal ID(s): WISC 2017397, WISC 2017398

SECTION: 0001 Contract Items

Alt Set ID: Alt Mbr ID:

Proposal Line Number	Item ID Description	Approximate Quantity and Units	Unit Price	Bid Amount
3890	SPV.0165 Special 750. Longitudinal Grooving Bridge Deck **P**	77,834.000 SF	_____.	_____.
3900	SPV.0180 Special 002. Roadside Infiltration Ditch Compost	6,465.000 SY	_____.	_____.
3910	SPV.0180 Special 005. Concrete Truck Apron 8- Inch	74.000 SY	_____.	_____.
3920	SPV.0180 Special 010. Emulsified Asphalt Median Treatment	220.000 SY	_____.	_____.
3930	SPV.0195 Special 740. Excavating, Hauling & Disposal of Contaminated Soil	580.000 TON	_____.	_____.
3940	659.0400 Luminaires High Mast Lighting LED	4.000 EACH	_____.	_____.
3950	659.1120 Luminaires Utility LED B	42.000 EACH	_____.	_____.
3960	674.0300 Remove Cable	8,456.000 LF	_____.	_____.
3970	204.9060.S Removing (item description) 010. Emergency Access Gates	2.000 EACH	_____.	_____.
3980	520.1024 Apron Endwalls for Culvert Pipe 24-Inch	2.000 EACH	_____.	_____.
3990	SPV.0060 Special 035. Crash Cushion Temporary Low Maintenance	7.000 EACH	_____.	_____.
Section: 0001			Total:	_____.
			Total Bid:	_____.