



Wisconsin Department of Transportation

November 20, 2017

Division of Transportation Systems Development

Bureau of Project Development
4802 Sheboygan Avenue, Rm 601
P O Box 7916
Madison, WI 53707-7916

Telephone: (608) 266-1631
Facsimile (FAX): (608) 266-8459

NOTICE TO ALL CONTRACTORS:

Proposal #25: 7239-00-70, WISC 2018 024
T Adams, W Kenyon Road
Br Squaw Creek Bridge B270162
Loc Str
Jackson County

Letting of December 12, 2017

This is Addendum No. 01, which provides for the following:

Plan Sheets:

Revised Plan Sheets	
Plan Sheet	Plan Sheet Title (brief description of changes to sheet)
39	General Details, Revised structure backfill detail to show correct wing in plan view

Plan Sheets

The following 8½ x 11-inch sheet is attached and made part of the plans for this proposal:
Revised: 39.

The responsibility for notifying potential subcontractors and suppliers of these changes remains with the prime contractor.

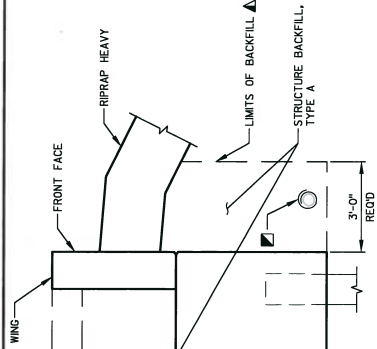
Sincerely,

Mike Coleman

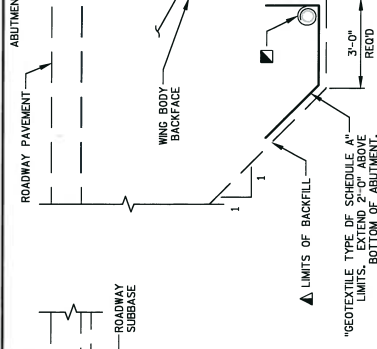
Proposal Development Specialist
Proposal Management Section

END OF ADDENDUM

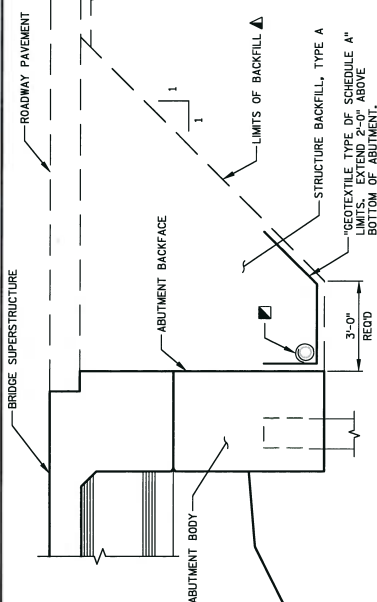
**Addendum No. 01
ID 7239-00-70
Revised Sheet 39
November 20, 2017**



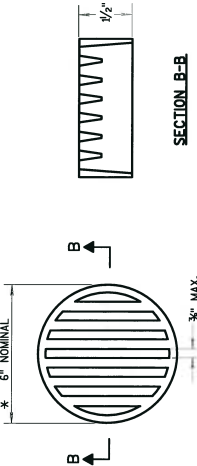
TYPICAL SECTION THRU WING
(SHOWING STRUCTURE BACKFILL LIMITS)



STRUCTURE BACKFILL & PIPE UNDERDRAIN DETAIL
(TYPICAL AT BOTH ABUTMENTS)



ABUTMENT PLAN WITH WING
(SHOWING STRUCTURE BACKFILL LIMITS)



**SECTION B-B
RODENT SHIELD**

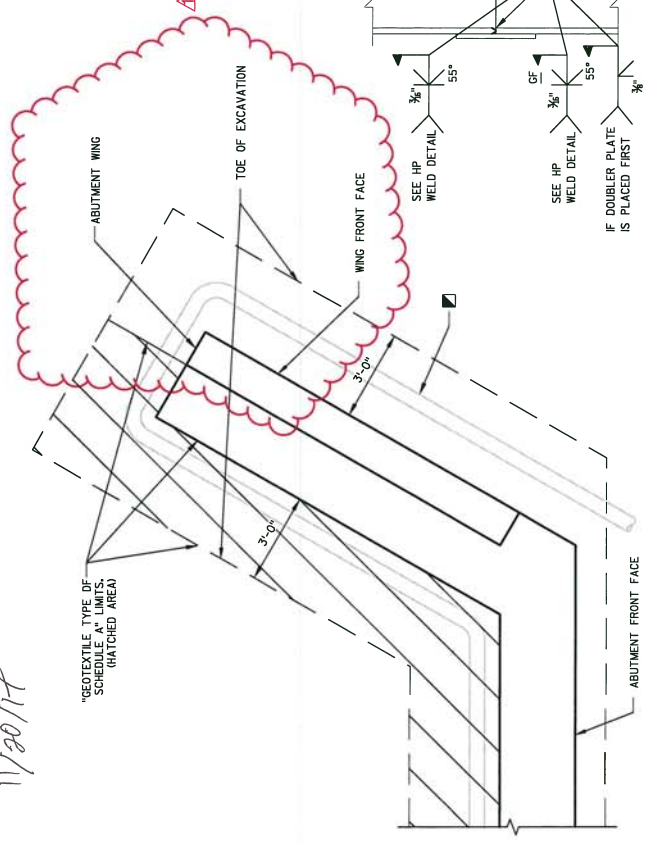
* DIMENSIONS ARE APPROXIMATE. THE GRATE IS SIZED TO FIT INTO A PIPE COUPLING. ORIENT SO SLOTS ARE VERTICAL.

THE RODENT SHIELD SHALL BE A PVC GRATE SIMILAR TO THIS DETAIL. THE GRATE IS COMMERCIALY AVAILABLE AS A FLOOR STRAINER. A PIPE COUPLING IS REQUIRED FOR THE ATTACHMENT OF THIS SHIELD TO THE EXPOSED END OF THE PIPE UNDERDRAIN. THE SHIELD SHALL BE FASTENED TO THE PIPE COUPLING WITH TWO OR MORE NO. 10 X 1-INCH STAINLESS STEEL SHEET METAL SCREWS.

THE RODENT SHIELD, PIPE COUPLING AND SCREWS SHALL BE INCIDENTAL TO THE BID ITEM "PIPE UNDERDRAIN WRAPPED 6"INCH".

- ▲ BACKFILL PAY LIMITS. BACKFILL BEYOND THESE LIMITS SHALL BE INCIDENTAL TO EXCAVATION CONTRACTOR.
- ▲ LIMITS OF EXCAVATION SHALL BE DETERMINED BY THE CONTRACTOR.
- PIPE UNDERDRAIN WRAPPED IS 1/2-INCH SLOPE 0.5% MIN. TO SUITABLE DRAINAGE. THE RODENT SHIELD AT ENDS OF PIPE UNDERDRAIN.

William C. Decker
11/20/2017



HP WELD DETAIL
FLANGE SHOWN, WEB SIMILAR

PILE SPICE DETAILS

NO.	DATE	REVISION	BY
1	11/20/17	CHANGED WING IN DETAIL	MJB

STATE OF WISCONSIN DEPARTMENT OF TRANSPORTATION	
STRUCTURE B-27-162	PLANS EXCD.
GENERAL DETAILS	SHEET 3 OF 17
39	

WISCONSIN PROFESSIONAL ENGINEER
MATTHEW J. BUCKLI
E-39849
MADISON, WI
11/20/17