



Wisconsin Department of Transportation

Division of Transportation Systems Development

Bureau of Project Development
4822 Madison Yards Way, 4th Floor South
Madison, WI 53705

Telephone: (608) 266-1631
Facsimile (FAX): (608) 266-8459

December 4, 2019

NOTICE TO ALL CONTRACTORS:

**Proposal #07: 6050-00-71, WISC 2019 734
Wyocena - Montello
STH 16 to NCL / B-11-0171
STH 22
Columbia County**

Letting of December 10, 2019

This is Addendum No. 02, which provides for the following:

Special Provisions:

Revised Special Provisions	
Article No.	Description
3	Prosecution and Progress

Plan Sheets:

Revised Plan Sheets	
Plan Sheet	Plan Sheet Title (brief description of changes to sheet)
6	Typical Section - Updated reference to HMA mix type
148	Plan and Profile - Updated reference to HMA mix type

The responsibility for notifying potential subcontractors and suppliers of these changes remains with the prime contractor.

Sincerely,

Mike Coleman

Proposal Development Specialist
Proposal Management Section

ADDENDUM NO. 02

6050-00-71

December 4, 2019

Special Provisions

3. Prosecution and Progress

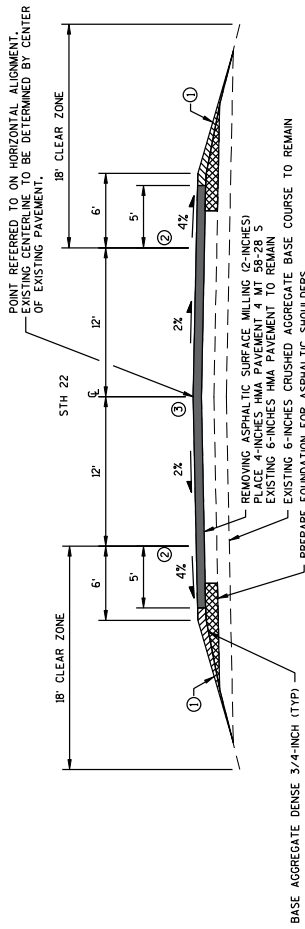
*Replace paragraph two under section titled **Milling and Paving Operations** with the following:*

Station 25+00 to Station 43+92 and Station 164+30 to Station 225+50 (Urban Areas): After beginning removing asphaltic surface milling (4-inch depth), place lower layer HMA Pavement 4 MT 58-28 S (2-inch thickness) the same day. Pave upper layer HMA Pavement 4 MT 58-28 S (2-inch thickness) within 48 hours of placing the lower layer HMA pavement, unless adverse weather prevents placement of the upper layer HMA Pavement. In the event of adverse weather, resume placement of the upper layer HMA pavement as soon as conditions permit.

Plan Sheets

The following 8½ x 11-inch sheets are attached and made part of the plans for this proposal:
Revised: 6, 148.

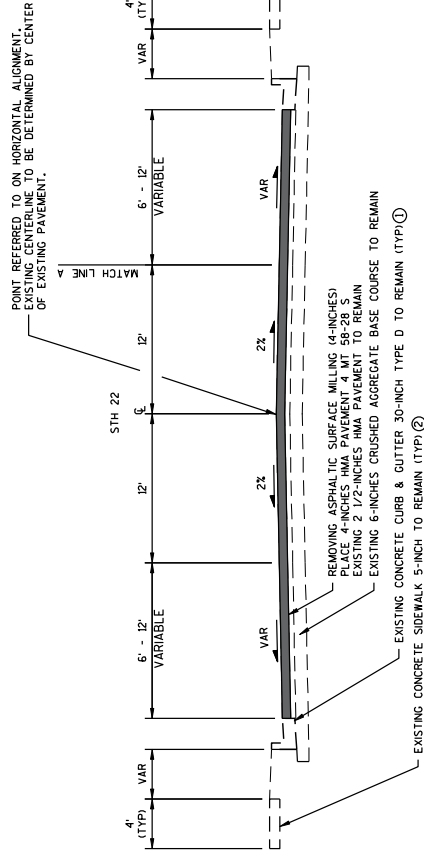
END OF ADDENDUM



PROPOSED TYPICAL SECTION STH 22
 STA. 18+95 TO STA. 25+00
 STA. 43+92 TO STA. 164+30

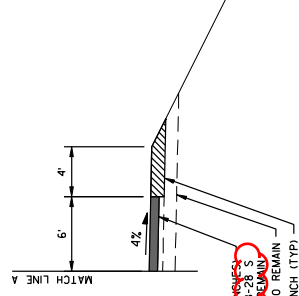
Addendum No. 02
 ID 6050-00-71
 Revised Sheet 6
 December 4, 2019

- ① 4:1 - WHEN EXISTING SIDESLOPE IS FLATTER THAN OR EQUAL TO 4:1
 MATCH EXISTING - WHEN EXISTING SIDESLOPE IS STEEPER THAN 4:1 BUT FLATTER THAN 3:1 UNLESS OTHERWISE INDICATED
- ② 3:1 - WHEN EXISTING SIDESLOPE IS STEEPER THAN 3:1 UNLESS OTHERWISE INDICATED
- ③ ASPHALTIC SHOULDER RUMBLE STRIP 2-LANE RURAL (TYPE 1) REQUIRED
- ④ ASPHALTIC CENTER LINE RUMBLE STRIP 2-LANE RURAL REQUIRED



PROPOSED TYPICAL SECTION STH 22
 STA. 164+30 TO STA. 225+50

- ① SEE THE PLAN DETAILS FOR SPOT CONCRETE CURB AND GUTTER REPLACEMENT LOCATIONS
- ② REFER TO THE PLAN DETAILS AND CURB AND GUTTER REPLACEMENT/ LAYOUT INFORMATION



REMOVING ASPHALTIC SURFACE MILLING (6-INCHES)
 PLACE 4-INCHES HMA PAVEMENT 4 MT 58-28 S
 EXISTING 6-INCHES CRUSHED AGGREGATE BASE COURSE TO REMAIN
 BASE AGGREGATE DENSE 3/4-INCH (TYP)

Addendum No. 02
 ID 6050-00-71
 Revised Sheet 148
 December 4, 2019

