

HIGHWAY WORK PROPOSAL

Wisconsin Department of Transportation
DT1502 01/2020 s.66.0901(7) Wis. Stats

Proposal Number: **021**

<u>COUNTY</u>	<u>STATE PROJECT</u>	<u>FEDERAL</u>	<u>PROJECT DESCRIPTION</u>	<u>HIGHWAY</u>
Winnebago Outagamie	1120-57-60	WISC 2024010	Neenah-Appleton; Breezewood-STH 15	IH 041
Winnebago	1517-14-71	WISC 2024013	V Fox Crossing, USH 10; Cold Spring Rd N-70-0009	USH 010

ADDENDUM REQUIRED ATTACHED AT BACK

This proposal, submitted by the undersigned bidder to the Wisconsin Department of Transportation, is in accordance with the advertised request for proposals. The bidder is to furnish and deliver all materials, and to perform all work for the improvement of the designated project in the time specified, in accordance with the appended Proposal Requirements and Conditions.

Proposal Guaranty Required: \$390,000.00 Payable to: Wisconsin Department of Transportation	Attach Proposal Guaranty on back of this PAGE.
Bid Submittal Date: November 14, 2023 Time (Local Time): 11:00 am	Firm Name, Address, City, State, Zip Code
Contract Completion Time November 01, 2024	SAMPLE NOT FOR BIDDING PURPOSES This contract is exempt from federal oversight.
Assigned Disadvantaged Business Enterprise Goal 9%	

This certifies that the undersigned bidder, duly sworn, is an authorized representative of the firm named above; that the bidder has examined and carefully prepared the bid from the plans, Highway Work Proposal, and all addenda, and has checked the same in detail before submitting this proposal or bid; and that the bidder or agents, officer, or employees have not, either directly or indirectly, entered into any agreement, participated in any collusion, or otherwise taken any action in restraint of free competitive bidding in connection with this proposal bid.

Do not sign, notarize, or submit this Highway Work Proposal when submitting an electronic bid on the Internet.

Subscribed and sworn to before me this date _____

(Signature, Notary Public, State of Wisconsin)

(Bidder Signature)

(Print or Type Name, Notary Public, State Wisconsin)

(Print or Type Bidder Name)

(Date Commission Expires)

(Bidder Title)

Notary Seal

Type of Work:		For Department Use Only	
Milling, Base, Concrete Pavement, Concrete Pavement, Diamond Grinding, Curb and Gutter, Concrete Barrier, Storm Sewer, Guardrail, Pavement Markings, Bridge Repair, Noise Barrier Wall, High Friction Surface Treatment.			
Notice of Award Dated		Date Guaranty Returned	

**PLEASE ATTACH
PROPOSAL GUARANTY HERE**

PROPOSAL REQUIREMENTS AND CONDITIONS

The bidder, signing and submitting this proposal, agrees and declares as a condition thereof, to be bound by the following conditions and requirements.

If the bidder has a corporate relationship with the proposal design engineering company, the bidder declares that it did not obtain any facts, data, or other information related to this proposal from the design engineering company that was not available to all bidders.

The bidder declares that they have carefully examined the site of, and the proposal, plans, specifications and contract forms for the work contemplated, and it is assumed that the bidder has investigated and is satisfied as to the conditions to be encountered, as to the character, quality, and quantities of work to be performed and materials to be furnished, and as to the requirements of the specifications, special provisions and contract. It is mutually agreed that submission of a proposal shall be considered conclusive evidence that the bidder has made such examination.

The bidder submits herewith a proposal guaranty in proper form and amount payable to the party as designated in the advertisement inviting proposals, to be retained by and become the property of the owner of the work in the event the undersigned shall fail to execute the contract and contract bond and return the same to the office of the engineer within fourteen (14) days after having been notified in writing to do so; otherwise to be returned.

The bidder declares that they understand that the estimate of quantities in the attached schedule is approximate only and that the attached quantities may be greater or less in accordance with the specifications.

The bidder agrees to perform the said work, for and in consideration of the payment of the amount becoming due on account of work performed, according to the unit prices bid in the following schedule, and to accept such amounts in full payment of said work.

The bidder declares that all of the said work will be performed at their own proper cost and expense, that they will furnish all necessary materials, labor, tools, machinery, apparatus, and other means of construction in the manner provided in the applicable specifications and the approved plans for the work together with all standard and special designs that may be designed on such plans, and the special provisions in the contract of which this proposal will become a part, if and when accepted. The bidder further agrees that the applicable specifications and all plans and working drawings are made a part hereof, as fully and completely as if attached hereto.

The bidder, if awarded the contract, agrees to begin the work not later than ten (10) days after the date of written notification from the engineer to do so, unless otherwise stipulated in the special provisions.

The bidder declares that if they are awarded the contract, they will execute the contract agreement and begin and complete the work within the time named herein, and they will file a good and sufficient surety bond for the amount of the contract for performance and also for the full amount of the contract for payment.

The bidder, if awarded the contract, shall pay all claims as required by Section 779.14, Statutes of Wisconsin, and shall be subject to and discharge all liabilities for injuries pursuant to Chapter 102 of the Statutes of Wisconsin, and all acts amendatory thereto. They shall further be responsible for any damages to property or injury to persons occurring through their own negligence or that of their employees or agents, incident to the performance of work under this contract, pursuant to the Standard Specifications for Road and Bridge Construction applicable to this contract.

In connection with the performance of work under this contract, the contractor agrees to comply with all applicable state and federal statutes relating to non-discrimination in employment. No otherwise qualified person shall be excluded from employment or otherwise be subject to discrimination in employment in any manner on the basis of age, race, religion, color, gender, national origin or ancestry, disability, arrest or conviction record (in keeping with s.111.32), sexual orientation, marital status, membership in the military reserve, honesty testing, genetic testing, and outside use of lawful products. This provision shall include, but not be limited to the following: employment, upgrading, demotion or transfer; recruitment or recruitment advertising; layoff or termination; rates of pay or other forms of compensation, and selection for training, including apprenticeship. The contractor further agrees to ensure equal opportunity in employment to all applicants and employees and to take affirmative action to attain a representative workforce.

The contractor agrees to post notices and posters setting forth the provisions of the nondiscrimination clause, in a conspicuous and easily accessible place, available for employees and applicants for employment.

If a state public official (section 19.42, Stats.) or an organization in which a state public official holds at least a 10% interest is a party to this agreement, this contract is voidable by the state unless appropriate disclosure is made to the State of Wisconsin Ethics Board.

BID PREPARATION

Preparing the Proposal Schedule of Items

A. General

- (1) Obtain bidding proposals as specified in section 102 of the standard specifications prior to 11:45 AM of the last business day preceding the letting. Submit bidding proposals using one of the following methods:
 1. Electronic bid on the internet.
 2. Electronic bid on a printout with accompanying diskette or CD ROM.
 3. Paper bid under a waiver of the electronic submittal requirements.
- (2) Bids submitted on a printout with accompanying diskette or CD ROM or paper bids submitted under a waiver of the electronic submittal requirements govern over bids submitted on the internet.
- (3) The department will provide bidding information through the department's web site at:

<https://wisconsin.gov/Pages/doing-bus/contractors/hcci/bid-let.aspx>

The contractor is responsible for reviewing this web site for general notices as well as information regarding proposals in each letting. The department will also post special notices of all addenda to each proposal through this web site no later than 4:00 PM local time on the Thursday before the letting. Check the department's web site after 5:00 PM local time on the Thursday before the letting to ensure all addenda have been accounted for before preparing the bid. When bidding using methods 1 and 2 above, check the Bid Express™ on-line bidding exchange at <http://www.bidx.com/> after 5:00 PM local time on the Thursday before the letting to ensure that the latest schedule of items Expedite file (*.ebs or *.00x) is used to submit the final bid.

- (4) Interested parties can subscribe to the Bid Express™ on-line bidding exchange by following the instructions provided at the www.bidx.com web site or by contacting:

Info Tech Inc.
5700 SW 34th Street, Suite 1235
Gainesville, FL 32608-5371
email: <mailto:customer.support@bidx.com>

- (5) The department will address equipment and process failures, if the bidder can demonstrate that those failures were beyond their control.
- (6) Contractors are responsible for checking on the issuance of addenda and for obtaining the addenda. Notice of issuance of addenda is posted on the department's web site at:

<https://wisconsin.gov/Pages/doing-bus/contractors/hcci/bid-let.aspx>

or by calling the department at (608) 266-1631. Addenda can ONLY be obtained from the department's web site listed above or by picking up the addenda at the Bureau of Highway Construction, 4th floor, 4822 Madison Yards Way, Madison, WI, during regular business hours.

- (7) Addenda posted after 5:00 PM on the Thursday before the letting will be emailed to the eligible bidders for that proposal. All eligible bidders shall acknowledge receipt of the addenda whether they are bidding on the proposal or not. Not acknowledging receipt may jeopardize the awarding of the project.

B. Submitting Electronic Bids

B.1 On the Internet

- (1) Do the following before submitting the bid:
 4. Have a properly executed annual bid bond on file with the department.
 5. Have a digital ID on file with and enabled by Info Tech Inc. Using this digital ID will constitute the bidder's signature for proper execution of the bidding proposal.
- (2) In lieu of preparing, delivering, and submitting the proposal as specified in 102.6 and 102.9 of the standard specifications, submit the proposal on the internet as follows:
 1. Download the latest schedule of items reflecting all addenda from the Bid Express™ web site.
 2. Use Expedite™ software to enter a unit price for every item in the schedule of items.
 3. Submit the bid according to the requirements of Expedite™ software and the Bid Express™ web site. Do not submit a bid on a printout with accompanying diskette or CD ROM or a paper bid. If the bidder does submit a bid on a printout with accompanying diskette or a paper bid in addition to the internet submittal, the department will disregard the internet bid.
 4. Submit the bid before the hour and date the Notice to Contractors designates.
 5. Do not sign, notarize, and return the bidding proposal described in 102.2 of the standard specifications.
- (3) The department will not consider the bid accepted until the hour and date the Notice to Contractors designates.

B.2 On a Printout with Accompanying Diskette or CD ROM

- (1) Download the latest schedule of items from the Wisconsin pages of the Bid Express web site reflecting the latest addenda posted on the department's web site at:
<https://wisconsin.gov/Pages/doing-bus/contractors/hcci/bid-let.aspx>
 Use Expedite™ software to prepare and print the schedule of items. Provide a valid amount for all price fields. Follow instructions and review the help screens provided on the Bid Express™ web site to assure that the schedule of items is prepared properly.

- (2) Staple an 8 1/2 by 11 inch printout of the Expedite™ generated schedule of items to the other proposal documents submitted to the department as a part of the bidder's sealed bid. As a separate submittal, not in the sealed bid envelope but due at the same time and place as the sealed bid, also provide the Expedite™ generated schedule of items on a 3 1/2 inch computer diskette or CD ROM. Label each diskette or CD ROM with the bidder's name, the 4 character department-assigned bidder identification code from the top of the bidding proposal, and a list of the proposal numbers included on that diskette or CD ROM as indicated in the following example:

Bidder Name

BN00

Proposals: 1, 12, 14, & 22

- (3) If bidding on more than one proposal in the letting, the bidder may include all proposals for that letting on one diskette or CD ROM. Include only submitted proposals with no incomplete or other files on the diskette or CD ROM.
- (4) The bidder-submitted printout of the Expedite™ generated schedule of items is the governing contract document and must conform to the requirements of section 102 of the standard specifications. If a printout needs to be altered, cross out the printed information with ink or typewriter and enter the new information and initial it in ink. If there is a discrepancy between the printout and the diskette or CD ROM, the department will analyze the bid using the printout information.

- (5) In addition to the reasons specified in section 102 of the standard specifications, proposals are irregular and the department may reject them for one or more of the following:
1. The check code printed on the bottom of the printout of the Expedite™ generated schedule of items is not the same on each page.
 2. The check code printed on the printout of the Expedite™ generated schedule of items is not the same as the check code for that proposal provided on the diskette or CD ROM.
 3. The diskette or CD ROM is not submitted at the time and place the department designates.

B Waiver of Electronic Submittal

- (1) The bidder may request a waiver of the electronic submittal requirements. Submit a written request for a waiver in lieu of bids submitted on the internet or on a printout with accompanying diskette or CD ROM. Use the waiver that was included with the paper bid document sent to the bidder or type up a waiver on the bidder's letterhead. The department will waive the electronic submittal requirements for a bidding entity (individual, partnership, joint venture, corporation, or limited liability company) for up to 4 individual proposals in a calendar year. The department may allow additional waivers for equipment malfunctions.
- (2) Submit a schedule of items on paper conforming to section 102 of the standard specifications. The department charges the bidder a \$75 administrative fee per proposal, payable at the time and place the department designates for receiving bids, to cover the costs of data entry. The department will accept a check or money order payable to: "Wisconsin, Dept. of Transportation."
- (3) In addition to the reasons specified in section 102 of the standard specifications, proposals are irregular and the department may reject them for one or more of the following:
 1. The bidder fails to provide the written request for waiver of the electronic submittal requirements.
 2. The bidder fails to pay the \$75 administrative fee before the time the department designates for the opening of bids unless the bidder requests on the waiver that they be billed for the \$75.
 3. The bidder exceeds 4 waivers of electronic submittal requirements within a calendar year.
- (4) In addition to the reasons specified in section 102 of the standard specifications, the department may refuse to issue bidding proposals for future contracts to a bidding entity that owes the department administrative fees for a waiver of electronic submittal requirements.

PROPOSAL BID BOND

DT1303 1/2006

Wisconsin Department of Transportation

Proposal Number	Project Number	Letting Date
Name of Principal		
Name of Surety	State in Which Surety is Organized	

We, the above-named Principal and the above-named Surety, are held and firmly bound unto the State of Wisconsin in the sum equal to the Proposal Guaranty for the total bid submitted for the payment to be made; we jointly and severally bind ourselves, our heirs, executors, administrators, successors and assigns. The condition of this obligation is that the Principal has submitted a bid proposal to the State of Wisconsin acting through the Department of Transportation for the improvement designated by the Proposal Number and Letting Date indicated above.

If the Principal is awarded the contract and, within the time and manner required by law after the prescribed forms are presented for signature, enters into a written contract in accordance with the bid, and files the bond with the Department of Transportation to guarantee faithful performance and payment for labor and materials, as required by law, or if the Department of Transportation shall reject all bids for the work described, then this obligation shall be null and void; otherwise, it shall be and remain in full force and effect. In the event of failure of the Principal to enter into the contract or give the specified bond, the Principal shall pay to the Department of Transportation **within 10 business days of demand** a total equal to the Proposal Guaranty as liquidated damages; the liability of the Surety continues for the full amount of the obligation as stated until the obligation is paid in full.

The Surety, for value received, agrees that the obligations of it and its bond shall not be impaired or affected by any extension of time within which the Department of Transportation may accept the bid; and the Surety does waive notice of any such extension.

IN WITNESS, the Principal and Surety have agreed and have signed by their proper officers and have caused their corporate seals to be affixed this date: **(DATE MUST BE ENTERED)**

PRINCIPAL

(Company Name) **(Affix Corporate Seal)**

(Signature and Title)

(Company Name)

(Signature and Title)

(Company Name)

(Signature and Title)

(Company Name)

(Signature and Title)

(Name of Surety) **(Affix Seal)**

(Signature of Attorney-in-Fact)

NOTARY FOR PRINCIPAL

(Date)

State of Wisconsin)
) ss.
 _____ County)

On the above date, this instrument was acknowledged before me by the named person(s).

(Signature, Notary Public, State of Wisconsin)

(Print or Type Name, Notary Public, State of Wisconsin)

(Date Commission Expires)

Notary Seal

NOTARY FOR SURETY

(Date)

State of Wisconsin)
) ss.
 _____ County)

On the above date, this instrument was acknowledged before me by the named person(s).

(Signature, Notary Public, State of Wisconsin)

(Print or Type Name, Notary Public, State of Wisconsin)

(Date Commission Expires)

Notary Seal

IMPORTANT: A certified copy of Power of Attorney of the signatory agent must be attached to the bid bond.

CERTIFICATE OF ANNUAL BID BOND

DT1305 8/2003

Wisconsin Department of Transportation

Time Period Valid (From/To)
Name of Surety
Name of Contractor
Certificate Holder Wisconsin Department of Transportation

This is to certify that an annual bid bond issued by the above-named Surety is currently on file with the Wisconsin Department of Transportation.

This certificate is issued as a matter of information and conveys no rights upon the certificate holder and does not amend, extend or alter the coverage of the annual bid bond.

Cancellation: Should the above policy be cancelled before the expiration date, the issuing surety will give thirty (30) days written notice to the certificate holder indicated above.

(Signature of Authorized Contractor Representative)

(Date)

CERTIFICATION REGARDING DEBARMENT, SUSPENSION, AND OTHER RESPONSIBILITY MATTERS - PRIMARY COVERED TRANSACTIONS

Instructions for Certification

1. By signing and submitting this proposal, the prospective contractor is providing the certification set out below.
2. The inability of a person to provide the certification required below will not necessarily result in denial of participation in this covered transaction. The prospective contractor shall submit an explanation of why it cannot provide the certification set out below. The certification or explanation will be considered in connection with the department or agency's determination whether to enter into this transaction. However, failure of the prospective contractor to furnish a certification or an explanation shall disqualify such person from participation in this transaction.
3. The certification in this clause is a material representation of fact upon which reliance was placed when the department determined to enter into this transaction. If it is later determined that the contractor knowingly rendered an erroneous certification in addition to other remedies available to the Federal Government the department may terminate this transaction for cause or default.
4. The prospective contractor shall provide immediate written notice to the department to whom this proposal is submitted if at any time the prospective contractor learns that its certification was erroneous when submitted or has become erroneous by reason of changed circumstances.
5. The terms "covered transaction," "debarred," "suspended," "ineligible," "lower tier covered transaction," "participant," "person," "primary covered transaction," "principal," "proposal," and "voluntarily excluded," as used in this clause, have the meanings set out in the Definitions and Coverage sections of the rules implementing Executive Order 12549. You may contact the department to which this proposal is being submitted for assistance in obtaining a copy of those regulations.
6. The prospective contractor agrees by submitting this proposal that, should this contract be entered into, it shall not knowingly enter into any lower tier covered transaction with a person who is debarred, suspended, declared ineligible, or voluntarily excluded from participation in this covered transaction, unless authorized by the department entering into this transaction.
7. The prospective contractor further agrees by submitting this proposal that it will include the clause titled "Certification Regarding Debarment, Suspension, Ineligibility and Voluntary Exclusion-Lower Tier Covered Transaction," which is included as an addendum to PR- 1273 - "Required Contract Provisions Federal Aid Construction Contracts," without modification, in all lower tier covered transactions and in all solicitations for lower tier covered transactions.
8. The contractor may rely upon a certification of a prospective subcontractor/materials supplier that it is not debarred, suspended, ineligible, or voluntarily excluded from the covered transaction, unless it knows that the certification is erroneous. A contractor may decide the method and frequency by which it determines the eligibility of its principals. Each contractor may, but is not required to, check the Disapproval List (telephone # 608/266/1631).

9. Nothing contained in the foregoing shall be construed to require establishment of a system of records in order to render in good faith the certification required by this clause. The knowledge and information of a contractor is not required to exceed that which is normally possessed by a prudent person in the ordinary course of business dealings.
10. Except for transactions authorized under paragraph 6 of these instructions, if a contractor in a covered transaction knowingly enters into a lower tier covered transaction with a person who is suspended, debarred, ineligible or voluntarily excluded from participation in this transaction, in addition to other remedies available to the Federal Government, the department may terminate this transaction for cause or default.

Certification Regarding Debarment, Suspension, and Other Responsibility Matters - Primary Covered Transactions

1. The prospective contractor certifies to the best of its knowledge and belief, that it and its principals:
 - (a) Are not presently debarred, suspended, proposed for debarment, declared ineligible, or voluntarily excluded from covered transactions by any Federal department or agency;
 - (b) Have not within a three-year period preceding this proposal been convicted of or had a civil judgment rendered against them for commission of fraud or a criminal offense in connection with obtaining, attempting to obtain, or performing a public (Federal, State or local) transaction or contract under a public transaction; violation of Federal or State antitrust statutes or commission of embezzlement, theft, forgery, bribery, falsification or destruction of records, making false statements or receiving stolen property;
 - (c) Are not presently indicted for or otherwise criminally or civilly charged by a governmental entity (Federal, State or local) with commission of any of the offense enumerated in paragraph (1)(b) of this certification; and
 - (d) Have not within a three-year period preceding this proposal had one or more public transactions (Federal, State or local) terminated for cause or default.
2. Where the prospective contractor is unable to certify to any of the statements in this certification, such prospective contractor shall attach an explanation to this proposal.

Special Provisions

Table of Contents

Article	Description	Page #
1.	General.....	3
2.	Scope of Work.....	3
3.	Prosecution and Progress.....	3
4.	Lane Rental Fee Assessment.....	9
5.	Lane Rental Fee Assessment for Lambeau Field Events.....	10
6.	Traffic.....	10
7.	Holiday and Special Event Work Restrictions.....	24
8.	Coordination with Businesses and Residents.....	24
9.	Utilities.....	24
10.	Other Contracts.....	26
11.	Work by Others - Pedestrian Detour.....	26
12.	Work by Others - Underdeck Lighting.....	26
13.	Railroad Insurance and Coordination - Wisconsin Central Ltd (CN).....	26
14.	Environmental Protection, Amphibians and Reptiles.....	29
15.	Notice to Contractor, Asbestos Containing Materials on Structure.....	29
16.	Notice to Contractor, Notification of Demolition and/or Renovation No Asbestos Found.....	31
17.	Notice to Contractor, Verification of Asbestos Inspection, No Asbestos Found.....	32
18.	Historic Properties.....	32
19.	Burial Sites.....	32
20.	Removing Apron Endwalls, Item 204.9060.S.01.....	33
21.	Backfill Coarse Aggregate Size No. 1, Item 209.0300.S.....	33
22.	Asphaltic Surface, Item 465.0105.....	34
23.	Sawing Pavement Deck Preparation Areas, Item 509.0310.S.....	34
24.	Concrete Masonry Deck Repair, Item 509.2100.S.....	34
25.	Polymer Overlay, Item 509.5100.S.....	35
26.	Removing Polymer Overlay B-70-0130, Item 509.9015.S.01; Removing Polymer Overlay B-70-0131, Item 509.9015.S.02.....	40
27.	Concrete Staining B-70-0406, Item 517.1010.S.....	41
28.	Architectural Surface Treatment B-70-0406, Item 517.1050.S.....	42
29.	Structure Overcoating Cleaning and Priming N-70-0009, Item 517.3001.S.....	43
30.	Containment and Collection of Waste Materials N-70-0009, Item 517.4001.S.....	44
31.	Portable Decontamination Facility, Item 517.6001.S.....	45
32.	Anchoring Concrete Barrier Temporary Precast on Bridge Decks, Item 603.8505.....	45
33.	Portable Automated Real-Time Traffic Queue Warning System, Item 643.1200.S.....	46
34.	Marking Removal Plowable Raised Pavement Markers, Item 646.9400.....	49
35.	Electrical Service for WisDOT Underdeck Lighting at IH 41 & Cecil Street, IH 41 & Main Street, IH 41 & CTH O (North), IH 41 & Spencer Street.....	49

36. Installing and Maintaining Bird Deterrent System Station 1269'SB'+00, Item 999.2000.S.01;
Installing and Maintaining Bird Deterrent System Station 1269'NB'+00, Item 999.2000.S.02;
Installing and Maintaining Bird Deterrent System Station 137'FWN'+00, Item 999.2000.S.03.....49

37. Rapid Set Deck Repair SPV.0035.01.....52

38. Inlets 2x3-FT Modified, Item SPV.0060.01.....53

39. Inlet Covers Type 27-M Bolted, Item SPV.0060.02.....53

40. Temporary Support B-70-132, Item SPV.0060.03.....54

41. Reset Existing Bearings, Item SPV.0060.04.....54

42. Salvage and Reinstall Steel Plate Beam Guard, Item SPV.0090.06.....55

43. Cured in Place Pipe Liner, 12-Inch, Item SPV.0090.01.....56

44. Glare Screens Temporary, Item SPV.0090.02.....61

45. Bridge Deck Crack Sealing, Item SPV.0090.03.....62

46. Joint Sealing, Item SPV.0090.04.....63

47. Foundation Drilling 42-Inch Diameter, Item SPV.0090.05.....63

48. Noise Barrier Panels Double-Sided Sound Absorptive N-70-0009, Item SPV.0165.01.....64

49. Removing Rumble Strips, Item SPV.0180.01.....69

50. Resin Binder High Friction Surface Treatment, Item SPV.0180.02.....70

51. Methacrylate Flood Seal, Item SPV.0180.03.....74

52. High Friction Surface Treatment Polymer Overlay, Item SPV.0180.04.....76

STSP'S Revised June 29, 2023

SPECIAL PROVISIONS

1. General.

Perform the work under this construction contract for Project 1120-57-60, Neenah-Appleton, Breezewood-STH 15, IH 41, Winnebago and Outagamie Counties, Wisconsin; and for Project 1517-14-71, V Fox Crossing, USH 10, Cold Spring Rd N-70-0009, USH 10, Winnebago County, Wisconsin, as the plans show and execute the work as specified in the State of Wisconsin, Department of Transportation, Standard Specifications for Highway and Structure Construction, 2024 Edition, as published by the department, and these special provisions.

If all or a portion of the plans and special provisions are developed in the SI metric system and the schedule of prices is developed in the US standard measure system, the department will pay for the work as bid in the US standard system.

100-005 (20230629)

2. Scope of Work.

The work under this contract shall consist of concrete pavement repair and replacement, storm sewer replacement, base aggregate dense, concrete curb & gutter, MGS guardrail, B-70-0131, joint replacement, B-70-0132 deck replacement, joint replacement on B-70-0406, noise wall N-70-0009, multiple structure approach replacements, structural repairs, erosion control, finishing, pavement marking, traffic control, and all incidental items necessary to complete the work as shown on the plans and included in the proposal and contract.

104-005 (20090901)

3. Prosecution and Progress.

Begin work within 10 calendar days after the engineer issues a written notice to do so.

Provide the start date to the engineer in writing within a month after executing the contract but at least 14 calendar days before the preconstruction conference. Upon approval, the engineer will issue the notice to proceed within 10 calendar days before the approved start date.

To revise the start date, submit a written request to the engineer at least two weeks before the intended start date. The engineer will approve or deny that request based on the conditions cited in the request and its effect on the department's scheduled resources.

The contract time for completion is based on an expedited work schedule and may require extraordinary forces and equipment. Included in this "Prosecution and Progress" special provision are interim and final completion dates. These dates indicate that work efforts will possibly require multiple or concurrent controlling operations to occur at the same time in various locations throughout the project. Specific work operations requiring extraordinary forces include, but are not limited to, concrete masonry bridges, concrete pavement, concrete pavement repair/replacement and continuous diamond grinding of concrete pavement. This information is included to assist the contractor and its subcontractors and shall not be interpreted as a demonstration of specified means and methods or work periods other than intermediate and completion dates. Indicate on the proposed schedule of operations that a large force and adequate equipment will be needed to assure that the work will be completed within the established contract time.

The contractor is advised that there may be multiple mobilizations for contract items including as erosion control, traffic control, signing items, temporary pavement markings and other incidental items related to the staging. The department will make no additional payment for said mobilizations except for erosion control mobilizations for same day restoration of disturbed areas.

Interim Completion of Work and Liquidated Damages

01. 1517-14-71 Noise Wall N-70-0009 Replacement

Complete noise wall work on N-70-0009 requiring a single lane closure on eastbound USH 10 and the closure of the Cold Spring Road bike path within 30 consecutive calendar days.

If the contractor fails to open all traffic lanes and remove all traffic control devices associated with the long-term ramp closure within 30 consecutive calendar days, the department will assess the contractor \$945 in interim liquidated damages for each day the work remains incomplete beyond 30 consecutive calendar days. An entire calendar day will be charged for any period of time within a calendar day that the work remains incomplete beyond 12:01 AM.

1120-57-60

02. Stages 3B and 3C: B-70-0132 Re-Decking, Long-Term Single Lane, Ramp and Green Bay Road Closure - (Station 1255+00 NB to 1280+00 NB)

Complete Bridge Deck Removal and Replacement work on Structure B-70-0132 and all incidental roadway work within the limits of concrete barrier temporary precast shown in the plans between Station 1255+00 NB and Station 1280+00 NB within 130 consecutive calendar days.

If the contractor fails to open all traffic lanes and remove all traffic control devices associated with the long-term single lane closure within 130 consecutive calendar days, the department will assess the contractor \$4,700 in interim liquidated damages for each day the work remains incomplete beyond 130 consecutive calendar days. An entire calendar day will be charged for any period of time within a calendar day that any lanes across or under Structure B-70-132 remain closed beyond 12:01 AM. These liquidated damages do not include the work associated with full time lane closures in Stage 5C and Stage 5D.

03. Stages 3B and 3C: B-70-0131 Joint Repair, Long Term Single Lane Closure (Station 1260+00 SB to 1280+00 SB)

Complete Joint Repair work on Structure B-70-0131 and all incidental roadway work within the limits of concrete barrier temporary precast shown in the plans between Station 1260+00 SB and Station 1280+00 SB within 28 consecutive calendar days.

If the contractor fails to open all traffic lanes and remove all traffic control devices associated with the long-term single lane closure within 28 consecutive calendar days, the department will assess the contractor \$4,700 in interim liquidated damages for each day the work remains incomplete beyond 28 consecutive calendar days. An entire calendar day will be charged for any period of time within a calendar day that any lanes across Structure B-70-131 remain closed beyond 12:01 AM.

04. Stage 3B: IH 41 Southbound Exit to CTH II (Ramp II-D) Closure

Complete expansion joint replacement on Structure B-70-0131 requiring the closure and detour of the southbound IH 41 exit ramp to CTH II (Ramp II-D) according to the contract documents within 14 consecutive calendar days.

If the contractor fails to reopen Ramp II-D within 14 consecutive calendar days, the department will assess the contractor \$4,000 in interim liquidated damages for each day Ramp II-D remains closed to traffic beyond 14 consecutive calendar days. An entire calendar day will be charged for any period of time within a calendar day that Ramp II-D remains closed beyond 12:01 AM.

05. Stage 4A: IH 41 Long-Term Single Lane Closures; South Segment; Station 1135+00 NB to Station 1260+00 NB

Within 14 consecutive calendar days, complete asphalt approach slab removal and all concrete pavement, culvert, storm sewer, HMA pavement, MGS guardrail work and miscellaneous structures work within the limits traffic is shifted onto the median shoulder as shown in the plans between Station 1135+00 NB to Station 1260+00 NB.

If the contractor fails to open all traffic lanes and remove all traffic control devices associated with the long-term single lane closure within 14 consecutive calendar days, the department will assess the contractor \$4,700 in interim liquidated damages for each day the work remains incomplete beyond 14 consecutive calendar days. An entire calendar day will be charged for any period of time within a calendar day that the work remains incomplete beyond 12:01 AM.

06. Stage 4A: IH 41 Long-Term Single Lane Closures; South Segment; Station 1140+00 SB to Station 1265+00 SB

Within 14 consecutive calendar days, complete asphalt approach slab removal and all concrete pavement, culvert, storm sewer, HMA pavement, MGS guardrail work and miscellaneous structures work within the limits traffic is shifted onto the median shoulder as shown in the plans between Station 1140+00 SB to Station 1265+00 SB.

If the contractor fails to open all traffic lanes and remove all traffic control devices associated with the long-term single lane closure within 14 consecutive calendar days, the department will assess the contractor \$4,700 in interim liquidated damages for each day the work remains incomplete beyond 14 consecutive calendar days. An entire calendar day will be charged for any period of time within a calendar day that the work remains incomplete beyond 12:01 AM.

07. Stage 4A: IH 41 Long-Term Single Lane Closures; North Segment; Station 1420+00 NB to Station 1540+00 NB

Within 14 consecutive calendar days, complete asphalt approach slab removal and all concrete pavement, culvert, storm sewer, HMA pavement, MGS guardrail work and miscellaneous structures work within the limits traffic is shifted onto the median shoulder as shown in the plans between Station 1420+00 NB to Station 1540+00 NB.

If the contractor fails to open all traffic lanes and remove all traffic control devices associated with the long-term single lane and Ramp CA-B closures within 14 consecutive calendar days, the department will assess the contractor \$4,700 in interim liquidated damages for each day the work remains incomplete beyond 14 consecutive calendar days. An entire calendar day will be charged for any period of time within a calendar day that the work remains incomplete beyond 12:01 AM.

08. Stage 4A: IH 41 Long-Term Single Lane Closures; North Segment; Station 1424+00 SB to Station 1545+00 SB

Within 14 consecutive calendar days, complete asphalt approach slab removal and all concrete pavement, culvert, storm sewer, HMA pavement, MGS guardrail work and miscellaneous structures work within the limits traffic is shifted onto the median shoulder as shown in the plans between Station 1424+00 SB to Station 1545+00 SB.

If the contractor fails to open all traffic lanes and remove all traffic control devices associated with the long-term single lane and Ramp CA-A closures within 14 consecutive calendar days, the department will assess the contractor \$4,700 in interim liquidated damages for each day the work remains incomplete beyond 14 consecutive calendar days. An entire calendar day will be charged for any period of time within a calendar day that the work remains incomplete beyond 12:01 AM.

09. Stage 4B: IH 41 Long-Term Single Lane Closures; South Segment; Station 1135+00 NB to Station 1260+00 NB

Within 14 consecutive calendar days, complete asphalt approach slab removal and all concrete pavement, culvert, storm sewer, HMA pavement, MGS guardrail work and miscellaneous structures work within the limits traffic is shifted onto the outside shoulder as shown in the plans between Station 1135+00 NB to Station 1260+00 NB.

If the contractor fails to open all traffic lanes and remove all traffic control devices associated with the long-term single lane closure within 14 consecutive calendar days, the department will assess the contractor \$4,700 in interim liquidated damages for each day the work remains incomplete beyond 14 consecutive calendar days. An entire calendar day will be charged for any period of time within a calendar day that the work remains incomplete beyond 12:01 AM.

10. Stage 4B: IH 41 Long-Term Single Lane Closures; South Segment; Station 1140+00 SB to Station 1265+00 SB

Within 14 consecutive calendar days, complete asphalt approach slab removal and all concrete pavement, culvert, storm sewer, HMA pavement, MGS guardrail work and miscellaneous structures work within the limits traffic is shifted onto the outside shoulder as shown in the plans between Station 1140+00 SB to Station 1265+00 SB.

If the contractor fails to open all traffic lanes and remove all traffic control devices associated with the long-term single lane closure within 14 consecutive calendar days, the department will assess the contractor \$4,700 in interim liquidated damages for each day the work remains incomplete beyond 14 consecutive calendar days. An entire calendar day will be charged for any period of time within a calendar day that the work remains incomplete beyond 12:01 AM.

11. Stage 4B: IH 41 Long-Term Single Lane Closures; North Segment; Station 1420+00 NB to Station 1540+00 NB

Within 14 consecutive calendar days, complete asphalt approach slab removal and all concrete pavement, culvert, storm sewer, HMA pavement, MGS guardrail work and miscellaneous structures work within the limits traffic is shifted onto the outside shoulder as shown in the plans between Station 1420+00 NB to Station 1540+00 NB.

If the contractor fails to open all traffic lanes and remove all traffic control devices associated with the long-term single lane closure within 14 consecutive calendar days, the department will assess the contractor \$4,700 in interim liquidated damages for each day the work remains incomplete beyond 14 consecutive calendar days. An entire calendar day will be charged for any period of time within a calendar day that the work remains incomplete beyond 12:01 AM.

12. Stage 4B: IH 41 Long-Term Single Lane Closures; North Segment; Station 1424+00 SB to Station 1545+00 SB

Within 14 consecutive calendar days, complete asphalt approach slab removal and all concrete pavement, culvert, storm sewer, HMA pavement, MGS guardrail work and miscellaneous structures work within the limits traffic is shifted onto the outside shoulder as shown in the plans between Station 1424+00 SB to Station 1545+00 SB.

If the contractor fails to open all traffic lanes and remove all traffic control devices associated with the long-term single lane closure within 14 consecutive calendar days, the department will assess the contractor \$4,700 in interim liquidated damages for each day the work remains incomplete beyond 14 consecutive calendar days. An entire calendar day will be charged for any period of time within a calendar day that the work remains incomplete beyond 12:01 AM.

13. Stage 5C and Stage 5D: IH 41 Long Term Single Lane Closures; South Segment; Station 1262+50 NB to Station 1280+00 NB

Within 14 consecutive calendar days, complete High Friction Surface Treatment (HFST) installation on IH 41 within the limits traffic is shifted onto the shoulder as shown in the plans between Station 1262+50 NB to Station 1280+00 NB.

If the contractor fails to open all traffic lanes and remove all traffic control devices associated with the long-term single lane and ramp closures within 14 consecutive calendar days, the department will assess the contractor \$4,700 in interim liquidated damages for each day the work remains incomplete beyond 14 consecutive calendar days. An entire calendar day will be charged for any period of time within a calendar day that the work remains incomplete beyond 12:01 AM.

14. Stage 5C and Stage 5D: IH 41 Long Term Single Lane Closures; South Segment; Station 1262+50 SB to Station 1280+00 SB.

Within 14 consecutive calendar days, complete High Friction Surface Treatment (HFST) installation on IH 41 within the limits traffic is shifted onto the shoulder as shown in the plans between Station 1262+50 SB to Station 1280+00 SB.

If the contractor fails to open all traffic lanes and remove all traffic control devices associated with the long-term single lane and ramp closures within 14 consecutive calendar days, the department will assess the contractor \$4,700 in interim liquidated damages for each day the work remains incomplete beyond 14 consecutive calendar days. An entire calendar day will be charged for any period of time within a calendar day that the work remains incomplete beyond 12:01 AM.

15. Stage 6H: B-70-0406 Expansion Joint Replacement

Complete joint replacement and all miscellaneous structure work on B-70-0406 requiring the closure and detour of the USH 10 westbound/STH 441 southbound exit ramp to northbound IH 41 within 21 consecutive calendar days.

If the contractor fails to open all traffic lanes and remove all traffic control devices associated with the long-term ramp closure within 21 consecutive calendar days, the department will assess the contractor \$5,500 in interim liquidated damages for each day the work remains incomplete beyond 21 consecutive calendar days. An entire calendar day will be charged for any period of time within a calendar day that the work remains incomplete beyond 12:01 AM.

16. Stage 6K: B-70-0210 Miscellaneous Maintenance

Complete all miscellaneous structure work on B-70-0210 requiring the closure of Jacobsen Road within three consecutive calendar days.

If the contractor fails to open all traffic lanes and remove all traffic control devices associated with the long-term closure within three consecutive calendar days, the department will assess the contractor \$1,250 in interim liquidated damages for each day the work remains incomplete beyond three consecutive calendar days. An entire calendar day will be charged for any period of time within a calendar day that the work remains incomplete beyond 12:01 AM.

17. Stage 6L and Stage 6M: IH 41 Long Term Single Lane Closures; Middle Segment; Station 1318+00 NB to Station 1368+00 NB

Complete all miscellaneous structure work on B-70-0133 requiring the closure of lanes on northbound IH 41 within 7 consecutive calendar days.

If the contractor fails to open all traffic lanes and remove all traffic control devices associated with the long-term single lane closures within 7 consecutive calendar days, the department will assess the contractor \$4,700 in interim liquidated damages for each day the work remains incomplete beyond 7 consecutive calendar days. An entire calendar day will be charged for any period of time within a calendar day that the work remains incomplete beyond 12:01 AM.

18. Stage 6L and Stage 6M: IH 41 Long Term Single Lane Closures; Middle Segment; Station 1353+00 SB to Station 1392+00 SB

Complete all miscellaneous structure work on B-70-0133 requiring the closure of lanes on southbound IH 41 within 7 consecutive calendar days.

If the contractor fails to open all traffic lanes and remove all traffic control devices associated with the long-term single lane closures within 7 consecutive calendar days, the department will assess the contractor \$4,700 in interim liquidated damages for each day the work remains incomplete beyond 7 consecutive calendar days. An entire calendar day will be charged for any period of time within a calendar day that the work remains incomplete beyond 12:01 AM.

Advance Notification

Notify area first responders (police, fire, EMS), Winnebago and Outagamie County Sheriff's Department, engineer, area school districts, garbage/recycling pick-up companies, and the post office two weeks in advance of all traffic switches and lane closures. Notifications should be confirmed with all parties one week before implementation. Parties shall also be notified if a closure is cancelled.

Working Hours

Replace standard spec 107.8(6) as follows:

Work is allowed 24 hours a day.

Fish Spawning

There shall be no instream disturbance of Mud Creek at Station 1423+00 NB and at Station 1499+00 NB as a result of construction activity under or for this contract, from March 1 to June 15 both dates inclusive, in order to avoid adverse impacts to fish and other aquatic organisms during sensitive time periods such as spawning and migration.

Any change to this limitation will require submitting a written request by the contractor to the engineer, subsequent review and concurrence by the Department of Natural Resources in the request, and final approval by the engineer. The approval will include all conditions to the request as mutually agreed upon by department and DNR.

Migratory Birds

No evidence of swallow or other migratory bird nests have been observed on or under the following structures(s) during the preconstruction inspection. However, if nesting is later observed prior to or during construction, the contractor shall implement avoidance/deterrent measures or obtain a depredation permit. All active nests (when eggs or young are present) of migratory birds are protected under the federal Migratory Bird Treaty Act. The nesting season for swallows and other birds is from April 15 to August 31.

- B-44-0062
- B-70-0084
- B-70-0128
- B-70-0157
- B-70-0210

Swallow or other migratory bird nests have been observed on or under the existing structure(s). All active nests (when eggs or young are present) of migratory birds are protected under the federal Migratory Bird Treaty Act. The nesting season for swallows and other birds is from April 15 to August 31.

It is not anticipated that construction activities will impact migratory bird nesting. However, if it is determined that construction impacts migratory bird nesting, the contractor shall implement avoidance/deterrent measures or obtain a depredation permit.

- B-44-0155
- B-44-0156
- B-44-0163
- B-44-0164
- B-70-0049
- B-70-0050
- B-70-0123
- B-70-0124
- B-70-0125
- B-70-0126
- B-70-0127
- B-70-0129
- B-70-0130
- B-70-0133
- B-70-0134
- B-70-0135
- B-70-0136
- B-70-0400
- B-70-0401
- B-70-0402
- B-70-0405
- B-70-0407
- B-70-0409

Swallow or other migratory bird nests have been observed on or under the existing structure(s). All active nests (when eggs or young are present) of migratory birds are protected under the federal Migratory Bird Treaty Act. The nesting season for swallows and other birds is from April 15 to August 31.

See below for information on affected structure(s). As a last resort, apply for a depredation permit from the US Fish and Wildlife Service for work that may disturb or destroy active nests. The need for a permit may be avoided by removing the existing bridge structure prior to nest occupation by birds or clearing nests from all structures before the nests become active in early spring.

Either prevent active nests from becoming established or prevent birds from nesting by installing and/or maintaining one suitable deterrent device on the following structure(s) prior to nesting activity under the bid item Installing and Maintaining Bird Deterrent System:

- B-70-0131
- B-70-0132
- B-70-0406

Northern Long-eared Bat (*Myotis septentrionalis*)

Northern long-eared bats (NLEB) have the potential to inhabit the project limits because they roost in trees, bridges and culverts. Roosts may not have been observed on this project, but conditions to support the species exist. The species and all active roosts are protected by the federal Endangered Species Act. If an individual bat or active roost is encountered during construction operations, stop work and notify the engineer and the WisDOT Regional Environmental Coordinator (REC).

Ensure all operators, employees, and subcontractors working in areas of known or presumed bat habitat are aware of environmental commitments and avoidance and minimization measures (AMMs) to protect both bats and their habitat.

Direct temporary lighting, if used, away from wooded areas during the bat active season: April 1 to October 31, both dates inclusive.

To avoid adverse impacts upon the NLEBs, no tree clearing is allowed between April 1 and October 31, both dates inclusive. If the required tree clearing is not completed by March 31, the department will suspend all tree clearing and associated work directly impacted by clearing.

Tree clearing is limited to that which is specified in the plans. Contractor means and methods to remove additional trees will not be allowed. If it is determined that additional trees with a 3-inch or greater diameter at breast height (dbh) need to be removed beyond contractor means and methods, notify the engineer to coordinate with the WisDOT REC to determine if consultation with United States Fish and Wildlife Service (USFWS) is required. The contractor must be aware that the WisDOT REC and/or USFWS may not permit modifications.

Submit a schedule and description of clearing operations with the ECIP 14 days prior to any clearing operations. The department will determine, based on schedule and scope of work, what additional erosion control measures shall be implemented prior to the start of clearing operations, and list those additional measures in the ECIP.

4. Lane Rental Fee Assessment.

A General

The contract designates some lane closures to perform the work. The contractor will not incur a Lane Rental Fee Assessment for closing lanes during the allowable lane closure times. The contractor will incur a Lane Rental Fee Assessment for each lane closure outside of the allowable lane closure times. If a lane is obstructed at any time due to contractor operations, it is considered a closure. The purpose of lane rental is to enforce compliance of lane restrictions and discourage unnecessary closures.

The allowable lane closure times are shown in the Traffic article.

Submit the dates of the proposed lane, ramp, and roadway restrictions to the engineer as part of the progress schedule.

Coordinate lane, ramp, and roadway closures with any concurrent operations on adjacent roadways within 3 miles of the project. If other projects are in the vicinity of this project, coordinate lane closures to run concurrent with lane closures on adjacent projects when possible. When lane closures on adjacent projects extend into the limits of this project, Lane Rental Fee Assessments will only occur if the closure facilitates work under this contract.

B Lane Rental Fee Assessment

The Lane Rental Fee Assessment incurred for each IH 41, USH 10 and STH 441 lane closure, each ramp closure, and each full closure of a roadway, per direction of travel, is as follows:

- \$1,200 per lane, per direction of travel, per hour broken into 15-minute increments
- \$500 per each ramp, per direction of travel, per hour broken into 15-minute increments

The Lane Rental Fee Assessment represents a portion of the cost of the interference and inconvenience to the road users for each closure. All lane, roadway, or ramp closure event increments 15 minutes and less will be assessed as a 15-minute increment.

The engineer, or designated representative, will be the sole authority in determining time period length for the Lane Rental Fee Assessment.

Lane Rental Fee Assessments will not be assessed for closures due to crashes, accidents, or emergencies not initiated by the contractor.

The department will assess Lane Rental Fee Assessment by the dollar under the administrative item Failing to Open Road to Traffic. The total dollar amount of Lane Rental Fee Assessment will be computed by multiplying the Lane Rental Assessment Rate by the number of 15-minute increments of each lane closure event as described above.

Lane Rental Fee Assessment will be in effect from the time of the Notice to Proceed until the department issues final acceptance. If interim completion time or contract time expires before the completion of specified work in the contract, additional liquidated damages will be assessed as specified in standard spec 108.11 or as specified within this contract.

stp-108-065 (20161130)

5. Lane Rental Fee Assessment for Lambeau Field Events.

A General

This special provision describes lane rental fee assessments associated with Lambeau Field Events with expected attendance over 30,000.

The contract designates some lane closures to perform the work. The contractor will not incur a Lane Rental Fee Assessment for closing lanes during the allowable lane closure times. The contractor will incur a Lane Rental Fee Assessment for each lane closure outside of the allowable lane closure times. If a lane is obstructed at any time due to contractor operations, it is considered a closure. The purpose of lane rental is to enforce compliance of lane restrictions and discourage unnecessary closures.

No lane closures can be in place for events with expected attendance over 30,000 at Lambeau Field, 5 hours before the start of the event and 8 hours after the start of the event regardless of the allowable closures stated elsewhere in the contract.

Submit the dates of the proposed lane, ramp, and roadway restrictions to the engineer as part of the progress schedule.

B Lane Rental Fee Assessment

The Lane Rental Fee Assessment incurred for each lane closure, each ramp closure, and each full closure of a roadway, per direction of travel, is as follows:

Highway	County	Lane Rental Assessment Rate (\$/hour)
IH 41	Outagamie	1,750
IH 41	Winnebago	1,000
STH 441	Outagamie	1,750

The Lane Rental Fee Assessment represents a portion of the cost of the interference and inconvenience to the road users for each closure. All lane, roadway, or ramp closure event increments 15 minutes and less will be assessed as a 15-minute increment.

The engineer, or designated representative, will be the sole authority in determining time period length for the Lane Rental Fee Assessment.

Lane Rental Fee Assessments will not be assessed for closures due to crashes, accidents or emergencies not initiated by the contractor.

The department will assess Lane Rental Fee Assessment by the dollar under the administrative item Failing to Open Road to Traffic. The total dollar amount of Lane Rental Fee Assessment will be computed by multiplying the Lane Rental Assessment Rate by the number of 15-minute increments of each lane closure event as described above.

Lane Rental Fee Assessment will be in effect from the time of the Notice to Proceed until the department issues final acceptance. If interim completion time or contract time expires before the completion of specified work in the contract, additional liquidated damages will be assessed according to standard spec 108.11 or as specified within this contract.

ner-643-020 (20221010)

6. Traffic.

Perform this work conforming to standard spec 643, and as the plans show, or as the engineer approves, except as follows.

Submit to engineer for approval a detailed traffic control plan for any changes to the proposed traffic control detail as the plans show. Submit this plan 10 days before the preconstruction conference.

1120-57-60, 1517-14-71

10 of 81

The turning of traffic control devices when not in use to obscure the message will not be allowed under this contract.

Obtain prior approval from the engineer for the location of egress and ingress for construction vehicles to prosecute the work.

Conduct operations in such a manner that causes the least interference and inconvenience to the free flow of vehicles on the roadways. This includes the following:

Do not park or store any vehicle, piece of equipment, or construction materials on the right-of-way, unless otherwise specified in the traffic control article or without approval of the engineer.

All construction vehicles and equipment entering or leaving live traffic lanes shall yield to through traffic.

Equip all vehicles and equipment entering or leaving the live traffic lanes with a hazard identification beam (flashing yellow signal) capable of being visible on a sunny day when viewed without the sun directly on or behind the device from a distance of 1000 feet. Activate the beam when merging into or exiting a live traffic lane.

Do not disturb, remove or obliterate any traffic control signs, advisory signs, shoulder delineators or beam guard in place along the traveled roadways without the approval of the engineer. Immediately repair or replace any damage done to the above during the construction operations at contractor expense.

The traffic requirements are subject to change at the direction of the engineer in the event of an emergency.

ner-643-065 (20190410)

Traffic Control Devices

Place roadway signing as detailed on the plans and in conformance with the Manual of Uniform Traffic Control Devices (MUTCD), latest edition. Place traffic control completely by the end of the working day of a traffic staging switch.

Portable Changeable Message Signs - Message Prior Approval

After coordinating with department construction field staff, notify the Northeast Region Traffic Section at (920) 366-8033 (secondary contact number is (920) 360-3107) 3 business days before deploying or changing a message on a PCMS to obtain approval of the proposed message. The Northeast Region Traffic Unit will review the proposed message and either approve the message or make necessary changes.

PCMS boards must be deployed 7 days before the closure of ramps on the IH 41 corridor.

ner-643-035 (20171213)

Expressway / Freeway Traffic Control Meeting

The contractor shall conduct a traffic control meeting before:

- Initial traffic control set up.
- Intermediate traffic switches.
- Reopening of the highway to traffic.

Notify the Northeast Region Traffic Work Zone Engineer at (920) 366-8033 (secondary contact number is (920) 360-3107) seven business days before setting up the meeting.

ner-643-015 (20180529)

Temporary Regulatory Speed Limit Reduction

A reduction of the posted regulatory speed limit from 70 or 65 mph to 55 mph is required when any of the following conditions are created within the project limits: 1) Bi-directional traffic separated by tubular markers. 2) Lane(s) closed and workers are present within 12 feet of live traffic without positive protection.

No portion of sign text shall be visible when not in use, regardless if it is temporary or permanent regulatory speed limit sign.

During approved temporary regulatory speed limit reductions, install regulatory speed limit signs on the inside and outside shoulders of the roadway at the beginning of the reduced regulatory speed zone, after all locations where traffic may enter the highway segment or every 1/2 mile within the reduced regulatory speed zone. Signs shall be installed at the end of the temporary regulatory speed zone to designate the end of the temporary regulatory speed zone and inform drivers the posted regulatory speed limit reverts back to the original posted speed limit. To minimize possible confusion to the traveling public and to ensure appropriate speed enforcement, enhanced attention to placement and changing of speed limit signs is required.

During periods of no work activity when devices are pulled back and lanes re-opened, restore speed limit to normal posted speed.

When construction activities impede the location of a post mounted regulatory speed limit sign, mount the regulatory speed limit sign on portable supports that meet the "crashworthy" definition and height criteria in the Manual on Uniform Traffic Control Devices for Streets and Highways (MUTCD).

ner-643-055 (20210921)

Wisconsin Lane Closure System Advance Notification

Provide the following advance notification to the engineer for incorporation into the Wisconsin Lane Closure System (LCS).

TABLE 108-1 CLOSURE TYPE AND REQUIRED MINIMUM ADVANCE NOTIFICATION

Closure type with height, weight, or width restrictions (available width, all lanes in one direction < 16 feet)	MINIMUM NOTIFICATION
Lane and shoulder closures	7 calendar days
Full roadway closures	7 calendar days
Ramp closures	7 calendar days
Detours	7 calendar days
Closure type without height, weight, or width restrictions (available width, all lanes in one direction ≥ 16 feet)	MINIMUM NOTIFICATION
Lane and shoulder closures	3 business days
Ramp closures	3 business days
Modifying all closure types	3 business days

Discuss LCS completion dates and provide changes in the schedule to the engineer at weekly project meetings in order to manage closures nearing their completion date.

Freight width restriction

IH 41 is a designated WisDOT Freight Network Route. Maintain a width restriction no less than 16 feet at all times in each direction. Movement of OSOW freight is scheduled to occur during this construction project that will require a minimum of 16 feet of horizontal clearance.

Enter in the correct minimum width restriction in Wisconsin Lane Closure System.

ner-900-030 (20171213)

Work Zone Restrictions

IH 41, USH 10, and STH 441 shall remain open to through traffic at all times throughout the project. Maintain all existing 12-foot-wide lanes of traffic in each direction at all times, except as provided in the plans and hereinafter. Keep all ramps and other roadways intersecting IH 41 open to traffic at all times except as allowed below.

Notify all local emergency services at least 24 hours prior to closing and re-opening lanes or ramps on IH 41, USH 10, or STH 441. Provide the State Highway Patrol, Winnebago County Sheriff's Department, Outagamie Sheriff's Department, and the engineer a current telephone number for at least three individuals with which the contractor or its representative can be contacted during non-working hours in the event a safety hazard develops.

Provide 24 hours-a-day availability of equipment and forces to expeditiously restore devices such as, but not limited to, pavement marking, lights, signs, drums, barricades, arrow boards or other traffic control devices that are damaged or disturbed. The department will pay for materials at contract unit prices, if the disturbance or damage is not the result of the contractor's operations, negligence, or noncompliance with the requirements of the contract.

No operations shall take place until all traffic control devices for such work are in the proper location.

Do not deliver and store materials and equipment within open travel lanes, ramps, or intersecting roadways during any stage of construction.

Material and equipment delivery is only permitted within lane closures.

During lane closures, keep drums out of the open lane of traffic. When traffic is reduced to a single lane, drums may be placed in the open lane to shift traffic onto the shoulder only in the immediate vicinity of the work with the approval of the engineer. Restore drums immediately after completing work in that area.

Existing Pavement Marking Removal

Immediately preceding diamond grinding operations, remove existing pavement markings. Removal of existing pavement markings is limited to that of which is anticipated to be impacted by diamond grinding operations in each shift. Replacement of existing markings removed beyond the limits of diamond grinding in each shift shall be at the contractor's expense.

IH 41 Freeway Closures - Signal Timing

During nighttime full freeway closures the department may adjust the signal timing of the impacted interchange. A minimum of 7 business days before the freeway closure is scheduled to occur, contact Kimberly Bradley, (920) 492-4174, Kimberly.Bradley@dot.wi.gov to facilitate signal retiming. Submit a schedule of anticipated freeway closures with the ECIP and include updates on subsequent schedule submittals for review by the engineer.

Northern Road - Guardrail Removal

Complete replacement of guardrail posts, blocks, rail, and hardware within 10 calendar days after removal of existing Northern Road guardrail necessary to accommodate work on the east end of B-70-84.

Traffic Operations: Project 1120-57-60

General - All Stages

This information is included to assist the contractor and its subcontractors; do not interpret this information as a demonstration of specified means and methods. Coordinate the schedule of operations for the construction staging as shown in the plans and as noted in these special provisions.

It is anticipated that construction for various stages will occur concurrently but in separate locations and will follow all traffic restrictions shown in the Traffic article. The contractor is not required to complete a stage (as outlined below) in its entirety throughout the entire corridor before advancing to the next stage. For example, Stage 3C can occur northbound in the south segment concurrently with Stage 4A northbound in the north segment.

The traffic control plans divide the project into three general segments on IH 41 for clarity in outlining the overall project staging. The segments, in general, are defined as the following:

South Segment: South Project Limits to the USH 10 / STH 441 Interchange

Middle Segment: USH 10 / STH 441 Interchange to the CTH BB / Prospect Avenue Interchange

North Segment: CTH BB / Prospect Avenue Interchange to the North Project Limits

Work in the North and South Segments in the same direction of travel may occur concurrently. Work in the Middle Segment is not allowed concurrently with work in the North or South Segments in the same direction, except as outlined in Stage 5.

The contractor may complete work in the USH 10 / STH 441 Interchange (Stage 6) at any time if lane closures within the interchange do not conflict with closures on mainline IH 41. Stage 6 lane closures which develop on mainline IH 41 are not allowed concurrently with work in the North or South Segments in the same direction.

No weaving of traffic is allowed within a work zone. The same lane must be closed through an entire continuous work zone.

Work on northbound and southbound IH 41 can occur concurrently.

Stage 1 - Middle Segment

Work in the north and south segments is not permitted during Stage 1 unless a minimum of two miles can be maintained between work zones in the same direction of travel.

1A

Nightly dual outside lane closures northbound and southbound. Traffic expected to shift onto median shoulder to bypass immediately adjacent construction operations.

Traffic is separated from the work zone by traffic control drums.

Complete concrete pavement repair and replacement operations.

Complete miscellaneous deck maintenance work on outside half of various structures.

1B

Nightly dual median lane closures northbound and southbound. Traffic expected to shift onto outside shoulder to bypass immediately adjacent construction operations.

Traffic is separated from the work zone by traffic control drums.

Complete concrete pavement repair and replacement operations.

Complete miscellaneous deck maintenance work on median half of various structures.

Stage 2 - South and North Segments

Nightly single/dual lane, ramp, and freeway closures as necessary northbound and southbound.

Traffic is separated from the work zone by traffic control drums.

Completion of storm sewer including freeway crossings. Installation of asphaltic surface temporary to re-open the roadway to traffic. Temporary asphaltic surface replaced during Stage 3 and Stage 4 concrete pavement repair and replacement operations.

Storm Sewer crossings between interchange ramp gores are completed under a full freeway closure according to the plan. Traffic is detoured on exit ramp and re-enters freeway via entrance ramp.

Freeway closures are not allowed for storm sewer crossings between Station 1200+00 and Station 1230+00 NB/SB because a ramp for re-entry to IH 41 is not available.

Complete median barrier wall spot replacements.

Work in the north and south segments can occur concurrently, however only one freeway closure per direction of travel is permitted per night in each segment. A minimum of two miles is required between north and south segment lane closures in the same direction.

Stage 3

Work in the north and south segments can occur concurrently. A minimum of two miles is required between north and south segment lane closures in the same direction.

3A - South and North Segments

Nightly single lane median lane closures as necessary northbound and southbound.

Traffic is separated from the work zone by traffic control drums.

Completion of rumble strip removal in median shoulder in various locations throughout the project.

3B - South Segment

Northbound

Full time single outside lane closure. Maintain two through lanes at all times. Nightly lane closures allowed as necessary to reduce traffic to a single lane. Traffic required to shift onto median shoulder to bypass work zone.

Closure and detour (CTH II to CTH CB to USH 10 to IH 41) of CTH II northbound entrance ramp (Ramp II-C) to IH 41.

Closure of Green Bay Road between American Drive and Ehlers Road.

Traffic separated from the work zone by traffic control drums and temporary concrete barrier wall (anchored). Glare screen installed on the top of the concrete barrier wall.

This stage can occur concurrently with Stage 4A and Stage 4C northbound in the same segment.

This stage cannot occur concurrently with Stage 6J.

Complete re-decking of the east portion of B-70-132.

Southbound

Full time outside lane closures. Maintain two through lanes at all times. Nightly lane closures allowed as necessary to reduce traffic to a single lane. Traffic required to shift onto median shoulder to bypass work zone.

Closure and detour (IH 41 to USH 10 to CTH CB to CTH II) of the IH 41 southbound exit ramp to CTH II (Ramp II-D) for a maximum of 14 calendar days.

Traffic separated from the work zone by traffic control drums and temporary concrete barrier wall (free-standing). Glare screen installed on the top of the concrete barrier wall.

This stage cannot occur concurrently with Stage 4A or Stage 4C southbound in the same segment.

This stage cannot occur concurrently with Stage 6H.

Complete joint replacement of west portion of B-70-131.

Complete outside shoulder rumble strip removal between approximately Station 1270+50 and Station 1279+50 SB, LT.

3C - South Segment

Northbound

Full time single median lane closure. Maintain two through lanes at all times. Nightly lane closures allowed as necessary to reduce traffic to a single lane. Traffic required to shift onto outside shoulder to bypass work zone.

Closure and detour (CTH II to CTH CB to USH 10 to IH 41) of CTH II northbound entrance ramp (Ramp II-C) to IH 41.

Closure of Green Bay Road between American Drive and Ehlers Road.

Traffic separated from the work zone by traffic control drums and temporary concrete barrier wall (free-standing). Glare screen installed on the top of the concrete barrier wall.

This stage can occur concurrently with Stage 4B and Stage 4D northbound in the same segment.

This stage cannot occur concurrently with Stage 6J.

Complete re-decking of the west portion of B-70-132.

Southbound

Full time median lane closures. Maintain two through lanes at all times. Nightly lane closures allowed as necessary to reduce traffic to a single lane. Traffic required to shift onto outside shoulder to bypass work zone.

Traffic separated from the work zone by traffic control drums and temporary concrete barrier wall (free-standing). Glare screen installed on the top of the concrete barrier wall.

Complete joint replacement of east portion of B-70-131.

Stage 4

Work in the north and south segments can occur concurrently. Maintain a minimum of two miles between north and south segment lane closures in the same direction.

4A - South and North Segments

Full time single outside lane closures northbound and southbound. Traffic required to shift onto median shoulder to bypass work zones. Full time lane closures allowed for 14 consecutive calendar days per segment, per direction. Nightly lane closures allowed as necessary to reduce traffic to a single lane.

Closure and detour (Winneconne Ave to Tullar Road to Breezewood Lane to IH 41) of the IH 41 southbound entrance ramp from Winneconne Ave (Ramp JJ-A) for a maximum of 14 calendar days.

Closure and detour (IH 41 to Breezewood Lane to Tullar Road to Winneconne Ave) of the IH 41 northbound exit ramp to Winneconne Ave (Ramp JJ-B) for a maximum of 14 calendar days.

Closure and detour (IH 41 to Breezewood Lane to IH 41 to Main Street) of the IH 41 southbound exit ramp to Main Street (Ramp MS-B) for a maximum of 14 calendar days.

Closure and detour (College Avenue to CTH CB to USH 10 to IH 41) of the IH 41 southbound entrance ramp from College Avenue (Ramp CA-A) for a maximum of 14 calendar days.

Closure and detour (IH 41 to USH 10 to CTH CB to College Avenue) of the IH 41 northbound exit ramp to College Avenue (Ramp CA-B) for a maximum of 14 calendar days.

Traffic is separated from the work zone by traffic control drums and temporary concrete barrier wall.

Complete replacement of outside half of existing asphalt bridge approaches. Existing approaches replaced with high early strength concrete pavement.

Complete miscellaneous deck maintenance work on outside half of various structures.

Complete outside shoulder improvement and rumble strip removal in various locations and MGS guardrail installation.

Do not install full time closures and associated detours of Ramp JJ-A or Ramp JJ-B before June 1, 2024 or after August 31, 2024.

4B - South and North Segments

Full time single median lane closures northbound and southbound. Traffic required to shift onto outside shoulder to bypass work zones. Full time lane closures allowed for 14 consecutive calendar-days per segment, per direction. Nightly lane closures allowed as necessary to reduce traffic to a single lane.

Traffic is separated from the work zone by traffic control drums and temporary concrete barrier wall.

Complete replacement of median half of existing asphalt bridge approaches. Existing approaches replaced with high early strength concrete pavement.

Complete miscellaneous deck maintenance work on median half of various structures.

4C - South and North Segments

Nightly dual outside lane closures northbound and southbound. Traffic expected to shift onto median shoulder to bypass immediately adjacent construction operations.

Traffic is separated from the work zone by traffic control drums.

Complete concrete pavement repair and replacement operations.

Complete miscellaneous deck maintenance work on outside half of various structures not completed in Stage 3C.

Complete outside shoulder improvement and rumble strip removal in various locations not completed in Stage 3C.

4D - South and North Segments

Nightly dual median lane closures northbound and southbound. Traffic expected to shift onto outside shoulder to bypass immediately adjacent construction operations.

Traffic is separated from the work zone by traffic control drums.

Complete concrete pavement repair and replacement operations.

Complete miscellaneous deck maintenance work on median half of various structures not completed in Stage 4B.

Stage 5

Maximum lane closure length is four miles.

Separate lane closures in the same direction of travel by a minimum of two miles.

5A - South, Middle, and North Segments

Nightly single and dual outside lane closures northbound and southbound. Ramp closures as necessary. Do not close consecutive ramps in the same direction of travel.

Traffic is separated from the work zone by traffic control drums.

Complete concrete pavement diamond grinding in the outside lanes throughout the corridor.

Complete installation of permanent pavement markings and MGS guardrail.

Complete rumble strip installation.

5B - South, Middle, and North Segments

Nightly single and dual median lane closures northbound and southbound.

Traffic is separated from the work zone by traffic control drums.

Complete concrete pavement diamond grinding in the median lanes throughout the corridor.

Complete installation of permanent pavement markings and MGS guardrail.

Complete rumble strip installation.

5C - South Segment

Northbound

Full time single outside lane closure. Maintain two through lanes at all times. Nightly lane closures allowed as necessary to reduce traffic to a single lane. Traffic required to shift onto median shoulder to bypass work zone.

Closure and detour (CTH II to CTH CB to USH 10 to IH 41) of CTH II northbound entrance ramp (Ramp II-C) to IH 41.

Traffic separated from the work zone by traffic control cones.

This stage can occur concurrently with Stage 5A northbound in the same segment.

This stage cannot occur concurrently with Stage 6J.

Complete removal and replacement of high friction surface treatment between approximately Station 1260+00 and Station 1280+00 NB.

Southbound

Full time single outside lane closure. Maintain two through lanes at all times. Nightly lane closures allowed as necessary to reduce traffic to a single lane. Traffic required to shift onto median shoulder to bypass work zone.

Closure and detour (IH 41 to USH 10 to CTH CB to CTH II) of the IH 41 southbound exit ramp to CTH II (Ramp II-D).

Traffic separated from the work zone by traffic control cones.

This stage cannot occur concurrently with Stage 5A southbound in the same segment.

This stage cannot occur concurrently with Stage 6H.

Complete removal and replacement of high friction surface treatment between approximately Station 1260+00 and Station 1280+00 SB.

5D - South Segment

Northbound

Full time single median lane closure. Maintain two through lanes at all times. Nightly lane closures allowed as necessary to reduce traffic to a single lane. Traffic required to shift onto outside shoulder to bypass work zone.

Closure and detour (CTH II to CTH CB to USH 10 to IH 41) of CTH II northbound entrance ramp (Ramp II-C) to IH 41.

Traffic separated from the work zone by traffic control cones.

This stage can occur concurrently with Stage 5B northbound in the same segment.

This stage cannot occur concurrently with Stage 6J.

Complete removal and replacement of high friction surface treatment between approximately Station 1260+00 and Station 1280+00 NB.

Southbound

Full time single median lane closures. Maintain two through lanes at all times. Nightly lane closures allowed as necessary to reduce traffic to a single lane. Traffic required to shift onto outside shoulder to bypass work zone.

Traffic separated from the work zone by traffic control cones.

This stage can occur concurrently with Stage 5B southbound in the same segment.

Complete removal and replacement of high friction surface treatment between approximately Station 1260+00 and Station 1280+00 SB.

Stage 6 - IH 41 / USH 10 / STH 441 Interchange

6A - Structures B-70-0401 and B-70-0405, Phase 1

Nightly single outside lane closure on USH 10 westbound/STH 441 southbound.

Traffic is separated from work zone by traffic control drums. Traffic is expected to shift onto median shoulder to bypass immediate work operation.

Complete miscellaneous work on northern portion of Structure B-70-401.

6B - Structures B-70-0401 and B-70-0405, Phase 2

Nightly single median lane closure on USH 10 westbound/STH 441 southbound. Nightly single outside lane closure on USH 10 westbound/STH 441 southbound entrance ramp to southbound IH 41.

Traffic is separated from work zone by traffic control drums. Traffic is expected to shift onto shoulder to bypass immediate work operation.

Complete miscellaneous work on southern portion of Structure B-70-0401 and northern portion of Structure B-70-0405.

6C - Structures B-70-0401 and B-70-0405, Phase 3

Nightly single median lane closure on USH 10 westbound/STH 441 southbound. Nightly single outside lane closure on USH 10 westbound/STH 441 southbound entrance ramp to southbound IH 41.

Traffic is separated from work zone by traffic control drums. Traffic is expected to shift onto outside shoulder to bypass immediate work operation.

Complete miscellaneous work on southern portion of Structure B-70-0405.

6D - Structure B-70-0402 Phase 1

Nightly single outside lane closure on northbound IH 41. Nightly single outside lane closure on northbound IH 41 exit ramp to USH 10 eastbound/STH 441 northbound.

Traffic is separated from work zone by traffic control drums. Traffic is expected to shift onto median shoulder to bypass immediate work operation.

This stage cannot occur concurrently with work on Structure B-70-407.

Complete miscellaneous work on southern portion of Structure B-70-0402.

6E - Structure B-70-0402 Phase 2

Nightly single outside lane closure on northbound IH 41. Nightly single median lane closure on northbound IH 41 exit ramp to USH 10 eastbound/STH 441 northbound.

Traffic is separated from work zone by traffic control drums. Traffic is expected to shift onto outside shoulder to bypass immediate work operation.

This stage cannot occur concurrently with work on Structure B-70-407.

Complete miscellaneous work on northern portion of Structure B-70-0402.

6F - Structure B-70-0400 Phase 1

Nightly single median lane closure on eastbound USH 10.

Traffic is separated from work zone by traffic control drums. Traffic is expected to shift onto outside shoulder to bypass immediate work operation.

Complete miscellaneous work on northern portion of Structure B-70-0400.

6G - Structure B-70-0400 Phase 2

Nightly single outside lane closure on eastbound USH 10. Nightly full closure of southbound IH 41 exit ramp to USH 10 eastbound/STH 441 northbound.

Traffic is separated from work zone by traffic control drums. Traffic is expected to shift onto median shoulder to bypass immediate work operation.

Complete miscellaneous work on southern portion of Structure B-70-0400.

6H - Structure B-70-0406

Full time closure and detour (USH 10 to CTH CB to USH 10 to IH 41) of USH 10 westbound/STH 441 southbound exit ramp to northbound IH 41.

Complete miscellaneous work on Structure B-70-0406.

This stage cannot occur concurrently with work on Structure B-70-409.

This stage cannot occur concurrently with the closure of Ramp II-D.

This stage cannot occur concurrently with the closure of Ramp CA-A.

This stage cannot occur concurrently with the closure of Ramp CA-B.

6I - Structure B-70-0407

Nightly closure of northbound IH 41 exit ramp to westbound USH 10.

Complete miscellaneous work on Structure B-70-0407.

This stage cannot occur concurrently with work on Structure B-70-402.

6J - Structure B-70-0409

Nightly closure of eastbound USH 10 exit ramp to northbound IH 41.

Complete miscellaneous work on Structure B-70-0409.

This stage cannot occur concurrently with work on Structure B-70-406.

This stage cannot occur concurrently with the closure of Ramp II-C.

6K - Structure B-70-0210

Full closure of Jacobsen Road.

Complete miscellaneous work on Structure B-70-0210.

This stage cannot occur concurrently with the closure of Green Bay Road (Stage 2B, Stage 3A).

Traffic Operations: Project 1517-14-71

General

This information is included to assist the contractor and its subcontractors; do not interpret this information as a demonstration of specified means and methods. Coordinate the schedule of operations for the construction staging as shown in the plans and as noted in these special provisions.

No weaving of traffic is allowed within a work zone. The same lane must be closed through an entire continuous work zone.

Stage 1 - USH 10 Eastbound

Full time single lane closure on eastbound USH 10.

Traffic is separated from the work zone by traffic control drums.

Maintain existing traffic on Coldspring Road including multi-use path traffic. Reduce traffic to a single lane as necessary during work hours by flagging according to Standard Detail Drawing 'Traffic Control for Lane Closure with Flagging Operation'.

Complete noise wall N-70-0009 removal and replacement.

This stage cannot occur concurrently with the closure and detour of the northbound IH 41 entrance ramp from CTH II (Ramp II-C), the closure and detour of the southbound IH 41 entrance ramp from STH 125 (Ramp CA-A), or the closure and detour of the northbound IH 41 entrance ramp from westbound USH 10 / southbound STH 441.

Lane / Ramp Closures

			Mon	Tues	Wed	Thur	Fri	Sat	Sun
Times listed are the times when that specific closure can not occur. A grey box indicates there are no restrictions for that type of closure on that particular day.									
MAINLINE I-41									
Breezewood - USH 10/STH 441	SB	Single	7-8am / 3- 6pm	7-8am / 3- 6pm	7-8am / 3- 6pm	7-8am / 3- 6pm	7-8am / 1- 6pm		
		Dual	5am - 8pm	5am - 8pm	5am - 8pm	5am - 8pm	5am - 8pm	8am - 6pm	9am - 7pm
	NB	Single	7-8am / 3- 6pm	7-8am / 3- 6pm	7-8am / 3- 6pm	7-8am / 3- 6pm	7-8am / 2- 6pm		
		Dual	6am - 8pm	6am - 8pm	6am - 8pm	6am - 8pm	6am - 8pm	9am - 7pm	10am - 7pm
USH 10/STH 441 - CTH BB	SB	Single	7-8am / 12- 6pm	7-8am / 12- 6pm	7-8am / 12- 6pm	7-8am / 12- 6pm	7-8am / 11am - 6pm		
		Dual	5am - 9pm	5am - 9pm	5am - 10pm	5am - 10pm	5am - 10pm	8am - 10pm	9am - 8pm
	NB	Single	7- 10am / 1-6pm	7- 10am / 1-6pm	7am - 7pm	7am - 7pm	7am - 7pm		
		Dual	5am - 8pm	5am - 8pm	5am - 8pm	5am - 8pm	5am - 9pm	8am - 9pm	9am - 8pm
CTH BB - STH 15	SB	Single	7-9am / 2- 6pm	7-9am / 2- 6pm	7-9am / 2- 6pm	7-9am / 2- 6pm	7am - 6pm		
		Dual	5am - 8pm	5am - 8pm	5am - 8pm	5am - 8pm	5am - 8pm	8am - 7pm	9am - 8pm
	NB	Single	2-6 pm	2-6 pm	2-6 pm	11am - 6pm	11am - 6pm		
		Dual	6am - 9pm	6am - 9pm	6am - 9pm	6am - 9pm	6am - 9pm	8am - 8pm	9am - 8pm
MAINLINE I-41 FULL FREEWAY CLOSURE									
Winneconne Ave Interchange	NB		4:30am - 10pm	4:30am - 10pm	4:30am - 10pm	4:30am - 10pm	4:30am - 10pm	7am - 10pm	8am - 8pm
	SB		5am - 10pm	5am - 10pm	5am - 10pm	5am - 10pm	5am - 10pm	7am - 10pm	8am - 8pm
CTH II Interchange	NB		5am - 10pm	5am - 10pm	5am - 10pm	5am - 10pm	5am - 10pm	7am - 10pm	8am - 8pm
CTH BB / Prospect Ave Interchange	SB		5am - 10pm	5am - 10pm	5am - 10pm	5am - 10pm	5am - 10pm	7am - 10pm	8am - 8pm
STH 125 / CTH CA Interchange	NB		5am - 9pm	5am - 9pm	5am - 9pm	5am - 9pm	5am - 9pm	7am - 9pm	8am - 8pm

MAINLINE USH 10/STH 441									
USH 10	EB	Single	6am - 8am / 4pm - 7pm	6am - 8am / 4pm - 7pm	6am - 8am / 4pm - 7pm	6am - 8am / 4pm - 7pm	6am - 8am / 4pm - 7pm		
	WB	Single	6am - 9am / 4pm - 6pm	6am - 9am / 4pm - 6pm	6am - 9am / 4pm - 6pm	6am - 9am / 4pm - 6pm	6am - 9am / 4pm - 6pm		
RAMPS									
STH 114	SB	on	6am - 6pm	6am - 6pm	6am - 6pm	6am - 6pm	6am - 6pm	1-7pm	
		off	6am - 9pm	6am - 9pm	6am - 9pm	6am - 9pm	6am - 9pm	12-6pm	
	NB	on	6am - 8pm	6am - 8pm	6am - 8pm	6am - 8pm	6am - 8pm	1-7pm	
		off	7am - 6pm	7am - 6pm	7am - 6pm	7am - 6pm	7am - 6pm	12-6pm	
Main St	SB	off	6am - 7pm	6am - 7pm	6am - 7pm	6am - 7pm	6am - 7pm		
	NB	off							
CTH II	SB	on	3pm - 6pm	3pm - 6pm	3pm - 6pm	3pm - 6pm	3pm - 6pm		
		off	7am - 3pm	7am - 3pm	7am - 3pm	7am - 3pm	7am - 3pm		
CTH II	NB	on	6am - 7pm	6am - 7pm	6am - 7pm	6am - 7pm	6am - 7pm		
		off	6am - 8pm	6am - 8pm	6am - 8pm	6am - 8pm	6am - 8pm		
CTH BB	SB	on	7am - 6pm	7am - 6pm	7am - 6pm	7am - 6pm	7am - 6pm		
		off	6am - 6pm	6am - 6pm	6am - 6pm	6am - 6pm	6am - 6pm		
	NB	on	6am - 6pm	6am - 6pm	6am - 6pm	6am - 6pm	6am - 6pm		
		off	6am - 5pm	6am - 5pm	6am - 5pm	6am - 5pm	6am - 5pm		

RAMPS									
STH 125	SB	on	7am - 10pm	7am - 10pm	7am - 10pm	7am - 10pm	7am - 10pm	12-7pm	
		off	7am - 6pm	7am - 6pm	7am - 6pm	7am - 6pm	7am - 6pm	11am - 6pm	
	NB	on	11am - 7pm	11am - 7pm	11am - 7pm	11am - 7pm	11am - 7pm	1-6pm	
		off	6am - 8pm	6am - 8pm	6am - 8pm	6am - 8pm	6am - 8pm	11am - 6pm	
STH 96	SB	on	7am - 7pm	7am - 7pm	7am - 7pm	7am - 7pm	7am - 7pm	11am - 6pm	
		off	7am - 7pm	7am - 7pm	7am - 7pm	7am - 7pm	7am - 7pm	11am - 6pm	
	NB	on	10am - 9pm	10am - 9pm	10am - 9pm	10am - 9pm	10am - 9pm	1-6pm	
		off	6am - 7pm	6am - 7pm	6am - 7pm	6am - 7pm	6am - 7pm	11am - 6pm	
STH 15	SB	on	6am - 6pm	6am - 6pm	6am - 6pm	6am - 6pm	6am - 6pm		
		off	6am - 7pm	6am - 7pm	6am - 7pm	6am - 7pm	6am - 7pm		
	NB	on	6am - 7pm	6am - 7pm	6am - 7pm	6am - 7pm	6am - 7pm		
		off	6am - 7pm	6am - 7pm	6am - 7pm	6am - 7pm	6am - 7pm	12-5pm	
IH 41	NB	off to USH 10 EB (single)	7am - 8am / 2pm - 6pm	7am - 8am / 2pm - 6pm	7am - 8am / 2pm - 6pm	7am - 8am / 2pm - 6pm	7am - 8am / 2pm - 6pm		
	NB	off to USH 10 WB (full)	6am - 7pm	6am - 7pm	6am - 7pm	6am - 7pm	6am - 7pm	6am - 7pm	6am - 7pm
	SB	off to USH 10 EB (full)	7am - 7pm	7am - 7pm	7am - 7pm	7am - 7pm	7am - 7pm	7am - 7pm	7am - 7pm
USH 10	WB	off to IH 41 SB (single)	6am - 9am / 4pm - 6pm	6am - 9am / 4pm - 6pm	6am - 9am / 4pm - 6pm	6am - 9am / 4pm - 6pm	6am - 9am / 4pm - 6pm		
	WB	off to IH 41 NB (full)	6am - 8pm	6am - 8pm	6am - 8pm	6am - 8pm	6am - 8pm	6am - 8pm	6am - 8pm
	EB	off to IH 41 NB (full)	7am - 6pm	7am - 6pm	7am - 6pm	7am - 6pm	7am - 6pm	7am - 6pm	7am - 6pm

No lane or shoulder closures will be permitted during holidays weekends listed under the Holiday Work Restrictions article except those related to the B-70-0132 bridge deck replacement and approach slab replacement.

Shoulders may be closed if required by the work operation, but the right and left shoulder may not be closed in the same area at the same time without the approval of the engineer.

Lane / Ramp Closures - EAA Airventure

Interim lane and ramp closures shall not occur on any portion of the highway carrying IH 41, USH 10 or STH 441 traffic during the following periods of the EAA Airventure. Standard lane and ramp closure times listed above override the below times if more restrictive. Full time closures related to the B-70-0132 bridge deck replacement and approach slab replacement are permitted, however hauling of equipment or materials of any kind into the project is not allowed during the timeframes listed below:

- Daily from 6:00 AM to 7:00 PM on Monday, Tuesday, Thursday, Fridays, and Sundays.
- Daily from 6:00 AM to 12:00 AM on Wednesday and Saturdays

Freeway closures are not permitted at any time during the EAA Airventure.

7. Holiday and Special Event Work Restrictions.

Do not perform work on, nor haul materials of any kind along or across any portion of the highway carrying IH 41, USH 10 or STH 441 traffic, and entirely clear the traveled way and shoulders of such portions of the highway of equipment, barricades, signs, lights, and any other material that might impede the free flow of traffic, except those related to the B-70-132 bridge deck replacement and approach slab replacement, during the following holiday and special event periods:

- From noon Friday, May 24, 2024 to 6:00 AM Tuesday, May 28, 2024 for Memorial Day;
- From noon Wednesday, July 3, 2024 to 6:00 AM Monday, July 8, 2024 for Independence Day;
- From noon Friday, August 30, 2024 to 6:00 AM Tuesday, September 3, 2024 for Labor Day.

stp-107-005 (20210113)

8. Coordination with Businesses and Residents.

The contractor shall arrange and conduct a meeting between the contractor, the department, affected residents, local officials and business people to discuss the project schedule of operations including vehicular and pedestrian access during construction operations. Hold the first meeting at least one week before the start of work under this contract and hold one meeting per month thereafter. The contractor shall arrange for a suitable location for meetings that provides reasonable accommodation for public involvement. The department will prepare and coordinate publication of the meeting notices and mailings for meetings. The contractor shall schedule meetings with at least two weeks' prior notice to the engineer to allow for these notifications.

stp-108-060 (20141107)

9. Utilities.

This contract comes under the provision of Administrative Rule Trans 220.

stp-107-065 (20080501)

Project 1120-57-60

Some of the utility work described below is dependent on prior work being performed by the contractor at a specific site. In such situations, provide the engineer and the affected utility a good faith notice of when the utility is to start work at the site. Provide this notice 14 to 16 calendar days in advance of when the prior work will be completed, and the site will be available to the utility owner. Follow-up with a confirmation notice to the engineer and the utility owner not less than three working days before the site will be ready for the utility owner to begin its work.

ANR Pipeline Company

Has multiple pipeline facilities that cross Ramp 'CA-A' at Station 1485'CA-A'+79 and Station 1486'CA-A'+22 and Ramp 'CA-B' at Station 23'CA-B'+75 and Station 24'CA-B'+39. An ANR Pipeline Company representative is required to be present to mark and stakeout the location of the pipelines during the installation of guardrail at these locations. Please contact Jason Jensen at (608) 449-4640 prior to the guardrail installation.

We Energies-Electric

Has multiple facilities located in the vicinity of proposed work that are determined to not be in conflict. See list below:

- Station 1214'NB'+97, RT (12kV underground)
- Station 1253'NB'71, RT (35kV & 12kV overhead)
- Station 1405'NB'+05, RT (12kV overhead)
- Station 1483'CA-A'+33, LT (35kV overhead)
- Station 18'CA-B'+66, RT (12kV overhead)
- Station 1430'SB'+10, LT (12kV overhead)

Please use caution around these facilities. A 10-foot minimum clearance is required when working around and energized facilities. For pole holds is required during construction, please contact the Line Crew Leader at (920) 380-3196.

The following utility owners have facilities within the project area; however, no adjustments are anticipated.

- ATC Management, Inc.**
- AT&T Local Network**
- AT&T Wisconsin**
- Fox Crossing Utility-Sewer**
- Fox Crossing Utility-Water**
- Level 3 Communications LLC**
- Neenah Water Utility-Water**
- Net Lec LLC**
- Spectrum**
- Sprint Communications Co., LP**
- TDS Metrocom LLC**
- US Signal Company, LLC**
- We Energies - Gas/Petroleum**
- Windstream KDL, LLC**
- Wisconsin Independent Network, LLC**

Project 1517-14-71

The following utility owners have facilities within the project area; however, no adjustments are anticipated.

- ATC Management, Inc.**
- AT&T Wisconsin**
- Fox Crossing Utility-Sewer**
- Fox Crossing Utility-Water**
- Level 3 Communications LLC**

Spectrum
TDS Metrocom LLC
We Energies - Electric
We Energies - Gas/Petroleum

10. Other Contracts.

The following contract is anticipated to be under construction within the time period of the contract.

Project 1130-64-81

Capitol Drive Overpass. November 2023 letting with work extending from April 2024 to September 2024. Lane closures along IH 41 (overnight closures) are anticipated for some operations. IH 41 will be closed for bridge demolition and setting of girders.

Project 1009-33-37

Northeast Regionwide Deck Sealing, Various Highways. A number of bridges along the IH 41 corridor will have deck sealing completed. Proactively coordinate traffic control and work operations with this project.

Additional information is available from the regional office by contacting Bill Bertrand, P.E. at (920) 360-3124.

11. Work by Others - Pedestrian Detour.

Contact Village of Fox Crossing a minimum of 14 calendar days in advance of when the detour is needed. Village of Fox Crossing Contact is Jeff Sturgell, (920) 720-7101, jsturgell@foxcrossingwi.gov.

12. Work by Others - Underdeck Lighting.

At the underdeck lighting locations of IH41 and Cecil, IH41 and Main, IH41 and North, IH41 and Spencer the Wisconsin Department of Transportation Northeast Region Electrical Unit, (920) 360-4749, will perform the following work:

- Provide and install the lighting control cabinet.
- Terminate all electrical wire in the lighting control cabinet.
- Supply 2-inch conduit expansion fittings (6).

13. Railroad Insurance and Coordination - Wisconsin Central Ltd (CN).

A Description

Comply with standard spec 107.17 for all work affecting Wisconsin Central Ltd (CN) property and any existing tracks.

A.1 Railroad Insurance Requirements

In addition to standard spec 107.26, provide railroad protective liability insurance coverage as specified in standard spec 107.17.3. Insurance is filed in the name of Wisconsin Central Ltd and Its Parents (CN).

Notify evidence of the required coverage, and duration to Matthew Turner, Public Projects Officer, 1625 Depot Street, Stevens Point, WI 54481; Telephone (715) 345-2503; E-mail: Matthew.turner@cn.ca.

Also send a copy to the following: Jared Kinziger, NE Region Railroad Coordinator; 944 Vanderperren Way, Green Bay, WI 54304; Telephone (920) 492-7713; E-mail: jared.kinziger@dot.wi.gov.

Include the following information on the insurance document:

- Project ID: 1120-57-60
- Project Location: Town of Neenah, Wisconsin
- Route Name: I41, Winnebago County
- Crossing ID: 689920H
- Railroad Subdivision: Neenah
- Railroad Milepost: 187.86
- Work Performed on or within 50' of RR right-of-way: Bridge deck replacement and other miscellaneous bridge maintenance work

A.2 Train Operation

Approximately 30 through freight trains operate daily at up to 60 mph.

A.3 Names and Addresses of Railroad Representatives for Consultation and Coordination

Construction Contact

Matthew Turner, Public Works Officer; 1625 Depot Street, Stevens Point, WI 54481; Telephone (715) 345-2503; E-mail matthew.turner@cn.ca for consultation on railroad requirements during construction.

Amend standard spec 108.4 to include the railroad in the distribution of the initial bar chart, and monthly schedule updates. The bar chart shall specifically show work involving coordination with the railroad.

Flagging Contact

Submit by US Mail a "Request for Flagging Services and Cable Location" form with prepayment to: Flagging-US, 17641 South Ashland Avenue, Homewood, IL 60430; Flagging_US@CN.CA. The form can be obtained at:

<https://www.cn.ca/en/safety/utility-installations/>

Requests for flagging and cable locates can take up to five business days after the railroad receives the paperwork. Reference the Wisconsin Milepost and Subdivision located in A.1. Advise Wisconsin Central Ltd (CN) that the flagging services are to be billed at the rate for a public highway project.

Cable Locate Contact

In addition to contacting Diggers Hotline, follow the procedure listed under Flagging Contact.

Wisconsin Central Ltd (CN) will only locate railroad owned facilities buried in the railroad right-of-way. The railroad does not locate any other utilities.

A.4 Work by Railroad

The railroad will perform the work described in this section, except for work described in other special provisions and will be accomplished without cost to the contractor. None

Amend standard spec 108.4 to include the railroad in the distribution of the initial bar chart, and monthly schedule updates. The bar chart shall specifically show work involving coordination with the railroad.

A.5 Temporary Grade Crossing

If a temporary grade crossing is desired, submit a written request to the railroad representative named in A.3 at least 40 days prior to the time needed. Approval is subject to the discretion of the railroad. The department has made no arrangements for a temporary grade crossing.

B Railroad Flagging

Arrange with the railroad for the flagging of trains and safety of railroad operations if clearances specified in standard spec 107.17.1 are not maintained during construction operations. At any other time in railroad representative's judgment, the contractor's work or operations constitute an intrusion into the track zone and create an extraordinary hazard to railroad traffic, and at any other time when flagging protection is necessary for safety to comply with the operating rules of the railroad.

Projects with concurrent activity may require more than one flagger.

Projects with heavy contractor activity within 25 feet of the centerline of any track or unusual or heavy impact on railroad facilities will normally require a full-time flagger.

The department and railroad will monitor operations for compliance with the above flagging requirements. Violations may result in removal from railroad property until arrangements to adhere to the flagging

requirements are satisfied. If the railroad imposes additional flagging requirements beyond the above flagging requirements due to the previous violations, the contractor shall bear all costs of the additional flagging requirements.

C Flagging by Railroad– Railroad Does Not Pay Flagging Costs

C.1 General

Replace paragraph (1,3 and 4) of standard spec 107.17.1 with the following:

- (1) Coordinate with the railroad for all work performed within 25 feet of the track centerline including equipment or extensions of equipment that can fall within 25 feet of the track centerline or adjacent facilities or when working on railroad right-of-way. Include the following on all submittals and other written communications with the railroad:
 - WisDOT crossing number.
 - Railroad milepost.
 - Railroad subdivision.
- (3) Perform all work within 25 feet of the track centerline including equipment or extensions of equipment that can fall within 25 feet of the track centerline or adjacent facilities or when working on railroad right-of-way in a way that does not interfere with the safe and uninterrupted operation of railroad traffic. Maintain clearances during construction as follows:
 1. Do not operate equipment closer than 25 feet horizontally from a track centerline or 22 feet vertically above the top of a rail, except under the protection of railroad flaggers.
 2. Do not store materials or equipment closer than 25 feet horizontally from a track centerline.
 3. Provide an obstruction-free work zone adjacent to a track extending 12 feet or more horizontally on both sides of the track centerline. Keep this work zone free of construction debris.
 4. Unless the railroad's chief engineering officer approves otherwise in writing, maintain minimum clearances from falsework, forms, shoring, and other temporary fixed objects as follows:
 - 4.1 Provide 12 feet, plus 1.5 inches per degree of track curvature, measured horizontally from the track centerline.
 - 4.2 Provide 21 feet, plus compensation for super-elevated track, measured vertically above the top of the highest rail.
- (4) Comply with the railroad's rules and regulations when work is within 25 feet of the track centerline including equipment or extensions of equipment that can fall within 25 feet of the track centerline or adjacent facilities or when working on railroad right-of-way. If the railroad's chief engineering officer requires, arrange with the railroad to obtain the services of qualified railroad employees to protect railroad traffic through the work area. Bear the cost of these services and make payment directly to the railroad. Notify the appropriate railroad representative as listed in section A.3 above, in writing, at least 40 business days before starting work near a track. Provide the specific time planned to start the operations.

C.2 Rates - Wisconsin Central Ltd and Sault Ste. Marie Bridge Company (CN)

The following rates, reimbursement provisions, and excluded conditions will be used to determine the contractor's cost of flagging:

- \$1,300 daily rate (including wages, labor surcharges, meals, lodging, vehicle and mileage expenses) for a 10-hour day (this includes 2 hours of overtime hours to set/remove flags) flagging day at the job site;
- \$1,500 daily rate (including wages, labor surcharges, meals, lodging, vehicle and mileage expenses) for a 10-hour day (this includes 2 hours of overtime hours to set/remove flags) flagging day at the job site on Saturdays, Sundays or holidays;
- \$150 per hour overtime rate for all time worked before or after the 10-hour flagging day.

The railroad will require prepayment for flagging. Any time worked before or after the 10-hour flagging day will be billed at the overtime rate. The contractor is responsible for knowing the requirements of the railroad for arranging and terminating flagging services and for the associated costs of those services.

C.3 Reimbursement Provisions

The actual cost for flagging will be billed by the railroad. After the completion of the work requiring flagging protection as provided in section B above, the department will reimburse 50% of the cost of such services up to the rates provided above based on paid railroad invoices, except for the excluded conditions enumerated below. In the event actual flagging rates exceed the rates stated above, the department will reimburse 100% of the portion of the rate that is greater than the rates stated above.

C.4 Excluded Conditions

The department will not reimburse any of the cost for additional flagging attributable to the following:

1. Additional flagging requirements imposed by the railroad beyond the flagging requirements provided in subsection B above due to violations by the contractor.
2. Temporary construction crossings arranged for by the contractor.

The contractor shall bear all costs of the additional flagging requirements for the excluded conditions.

C.5 Payment for Flagging

The department will pay for the department's portion of flagging reimbursement as specified in section C of this provision under the following item:

ITEM NUMBER	DESCRIPTION	UNIT
801.0117	Railroad Flagging Reimbursement	DOL

The reimbursement payment, as shown on the Schedule of Items, is solely for department accounting purposes. Actual flagging costs will vary based on the contractor's means and methods.

Railroads may issue progressive invoices. Notify the railroad when the work is completed and request a final invoice from the railroad. Promptly pay railroad-flagging invoices, less any charges that may be in dispute. The department will withhold flagging reimbursement until any disputed charges are resolved and the final invoice is paid. No reimbursement for flagging will be made by the department if a violation of subsection B is documented.

D Rail Security Awareness and Contractor Orientation

All employees of contractors who work on CN properties are required to have minimum CN Safety and Security Awareness training. This training can be obtained by registering and following the CN link through www.contractororientation.com. This training is good for a period of one year.

- a. Exception: CN has exempted from this training those it classifies as "Delivery Persons". Delivery Persons include contractors such as UPS, FedEx, trucking companies, etc. who merely access the property to supply materials or equipment.

The security awareness and contractor orientation certification must be renewed for projects that will carry over beyond the one-year period. Contractor and subcontractor employees shall wear the identification badge issued by www.contractororientation.com when on railroad right-of-way. Costs associated with training and registration are incidental to other items in the contract.

If employees of contractors have a current eRailSafe badge for CN then an additional badge is not required from www.contractororientation.com.

stp-107-034 (20230605)

14. Environmental Protection, Amphibians and Reptiles.

Amphibians and reptiles may be present at or near the project site during construction. Any amphibians or reptiles that are found in the active work zone by any project staff shall be removed and relocated outside of the active work zone. If there is an amphibian or reptile mortality within the active work zone, notify the engineer.

15. Notice to Contractor, Asbestos Containing Materials on Structure.

Paul M. Garvey, License Number All-117079, inspected Structure B-70-400 for asbestos on January 10, 2023. Regulated Asbestos Containing Material (RACM) was found on this structure in the following locations and quantities

Sample #	Sample Description	Sample Location	Method and Analytical Results	Category I or II non-friable or No ACM	Total Amount of Material on Structure
Not Sampled Presumed ACM	Mercury vapor lighting	Affixed light poles on parapet walls	Energized - did not sample	Presumed Category II non-friable	Four light poles

Paul M. Garvey, License Number All-117079, inspected Structure B-70-401 for asbestos on January 10, 2023. Regulated Asbestos Containing Material (RACM) was found on this structure in the following locations and quantities

Sample #	Sample Description	Sample Location	Method and Analytical Results	Category I or II non-friable or No ACM	Total Amount of Material on Structure
Not Sampled Presumed ACM	Mercury vapor lighting	Affixed light poles on parapet walls	Energized - did not sample	Presumed Category II non-friable	Seven (7) lights

Paul M. Garvey, License Number All-117079, inspected Structure B-70-402 for asbestos on January 10, 2023. Regulated Asbestos Containing Material (RACM) was found on this structure in the following locations and quantities

Sample #	Sample Description	Sample Location	Method and Analytical Results	Category I or II non-friable or No ACM	Total Amount of Material on Structure
Not Sampled Presumed ACM	Mercury vapor lighting	Affixed light poles on parapet walls	Energized - did not sample	Presumed Category II non-friable	Two (2) lights

Paul M. Garvey, License Number All-117079, inspected Structure B-70-405 for asbestos on January 10, 2023. Regulated Asbestos Containing Material (RACM) was found on this structure in the following locations and quantities

Sample #	Sample Description	Sample Location	Method and Analytical Results	Category I or II non-friable or No ACM	Total Amount of Material on Structure
Not Sampled Presumed ACM	Mercury vapor lighting	Affixed light poles on parapet walls	Energized - did not sample	Presumed Category II non-friable	Twelve (12) lights

Paul M. Garvey, License Number All-117079, inspected Structure B-70-406 for asbestos on January 10, 2023. Regulated Asbestos Containing Material (RACM) was found on this structure in the following locations and quantities

Sample #	Sample Description	Sample Location	Method and Analytical Results	Category I or II non-friable or No ACM	Total Amount of Material on Structure
Not Sampled Presumed ACM	Mercury vapor lighting	Affixed light poles on parapet walls	Energized - did not sample	Presumed Category II non-friable	Five (5) lights

Paul M. Garvey, License Number All-117079, inspected Structure B-70-407 for asbestos on January 10, 2023. Regulated Asbestos Containing Material (RACM) was found on this structure in the following locations and quantities

Sample #	Sample Description	Sample Location	Method and Analytical Results	Category I or II non-friable or No ACM	Total Amount of Material on Structure
----------	--------------------	-----------------	-------------------------------	--	---------------------------------------

Not Sampled Presumed ACM	Mercury vapor lighting	Affixed light poles on parapet walls	Energized - did not sample	Presumed Category II non-friable	Two (2) lights
--------------------------	------------------------	--------------------------------------	----------------------------	----------------------------------	----------------

Paul M. Garvey, License Number All-117079, inspected Structure B-70-409 for asbestos on January 10, 2023. Regulated Asbestos Containing Material (RACM) was found on this structure in the following locations and quantities

Sample #	Sample Description	Sample Location	Method and Analytical Results	Category I or II non-friable or No ACM	Total Amount of Material on Structure
Not Sampled Presumed ACM	Mercury vapor lighting	Affixed light poles on parapet walls	Energized - did not sample	Presumed Category II non-friable	Four (4) lights

A copy of the inspection report is available from William Bertrand, (920) 360-3124, william.bertrand@dot.wi.gov. Locations of asbestos containing material are noted on the plan set. Do not disturb any asbestos containing material. Should asbestos containing material be disturbed, stop work immediately, notify the engineer, and the engineer will notify the department's Bureau of Technical Services at (608) 266-1476 for an emergency response as specified in standard spec 107.24. Keep material wet until it is abated.

stp-107-120 (20220628)

16. Notice to Contractor, Notification of Demolition and/or Renovation No Asbestos Found.

John Roelke, License Number All-119523, inspected Structure B-70-0132 for asbestos on March 23, 2020. No Regulated Asbestos Containing Material (RACM) was found on this structure. A copy of the inspection report is included with the bid package or available from William Bertrand, P.E., (920) 360-3124, william.bertrand@dot.wi.gov.

According to NR447 and DHS159, ensure that DNR or DHS receives a completed Notification of Demolition and/or Renovation (DNR Form 4500-113 (R 03/20), or subsequent revision) via U.S. mail, hand-delivery, or using the online notification system at least 10 working days before beginning any construction or demolition. Pay all associated fees. Provide a copy of the completed 4500-113 form to William Bertrand, P.E., (920) 360-3124, william.bertrand@dot.wi.gov and via e-mail to dothazmatunit@dot.wi.gov or via U.S. mail to DOT BTS-ESS attn: Hazardous Materials Specialist, 5 South S.513.12, PO Box 7965, Madison, WI 53707-7965. In addition, comply with all local or municipal asbestos requirements.

Use the following information to complete WisDNR form 4500-113:

- Site Name: Structure B-70-0132, I-41 NB over Green Bay Road
- Site Address: Latitude 441211.51, Longitude 882905.74
- Ownership Information: WisDOT Transportation Northeast Region, 944 Vanderperren Way, Green Bay, WI 54304-5344
- Contact: William Bertrand, P.E.
- Phone: (920) 360-3124
- Age: 29 years old. This structure was constructed in 1994.
- Area: 23,959 SF of deck

Insert the following paragraph in Section 6.g.:

If asbestos not previously identified is found or previously non-friable asbestos becomes crumbled, pulverized, or reduced to a powder, stop work immediately, notify the engineer, and the engineer will notify the department's Bureau of Technical Services at (608) 266-1476 for an emergency response as specified in standard spec 107.24. Keep material wet until it is abated or until it is determined to be non-asbestos containing material.

stp-107-125 (20220628)

17. Notice to Contractor, Verification of Asbestos Inspection, No Asbestos Found.

John Roelke, License Number All-119523, inspected Structures B-70-0049, B-70-0050, B-70-0084, B-70-0123, B-70-0124, B-70-0125, B-70-0126, B-70-0127, B-70-0128, B-70-0129, B-70-0130, B-70-0131, B-70-0133, B-70-0134, B-70-0135, B-70-0136, and B-70-0210 for asbestos on March 23, 2020. No regulated Asbestos Containing Material (RACM) was found on this structure. A copy of the inspection report is available from William Bertrand, P.E., (920) 360-3124, william.bertrand@dot.wi.gov.

John Roelke, License Number All-119523, inspected Structures B-44-0062, B-44-0155, B-44-0156, B-44-0163, and B-44-0164 for asbestos on March 24, 2020. No regulated Asbestos Containing Material (RACM) was found on this structure. A copy of the inspection report is available from William Bertrand, P.E., (920) 360-3124, william.bertrand@dot.wi.gov.

stp-107-127 (20220628)

18. Historic Properties.

The 47OU120 (Landers) site is located approximately from Station 1450'SB'+00 to Station 1465'SB'+00 LT within the limits shown on the plans.

Notify the Bureau of Technical Services – Environmental Process and Document Section (BTS-EPDS) at (608) 266-0099 at least two weeks before commencement of any ground disturbing activities. BTS-EPDS will determine if a qualified individual will need to be on site during construction of this area.

Do not use the site for borrow or waste disposal. Do not use the site area not currently capped by asphalt/concrete for the staging of personnel, equipment and/or supplies.

The 47OU199 (Grand Chute Village) site is located approximately from Station 1515'SB'+50 to Station 1535'SB'+00 LT and RT within the limits shown on the plans.

Notify the Bureau of Technical Services – Environmental Process and Document Section (BTS-EPDS) at (608) 266-0099 at least two weeks before commencement of any ground disturbing activities. BTS-EPDS will determine if a qualified individual will need to be on site during construction of this area.

Do not use the site for borrow or waste disposal. Do not use the site area not currently capped by asphalt/concrete for the staging of personnel, equipment and/or supplies.

The 47WN523 (Gillingam) site is located approximately prior the beginning of project to Station 1145'SB'+60 LT within the limits shown on the plans.

Notify the Bureau of Technical Services – Environmental Process and Document Section (BTS-EPDS) at (608) 266-0099 at least two weeks before commencement of any ground disturbing activities. BTS-EPDS will determine if a qualified individual will need to be on site during construction of this area.

Do not use the site for borrow or waste disposal. Do not use the site area not currently capped by asphalt/concrete for the staging of personnel, equipment and/or supplies.

19. Burial Sites.

The BWN-0024 (St. Patrick's Cemetery) site is located approximately from Station 1230'NB'+60 to Station 1240'NB'+00 RT within the limits shown on the plans.

Notify the Bureau of Technical Services – Environmental Process and Document Section (BTS-EPDS) at (608) 266-0099 at least two weeks before commencement of any ground disturbing activities. BTS-EPDS will determine if a qualified individual will need to be on site during construction of this area.

Do not use the site for borrow or waste disposal. Do not use the site area not currently capped by asphalt/concrete for the staging of personnel, equipment and/or supplies.

The BWN-0025 (Rest Haven Cemetery) site is located approximately from Station 1225'SB'+50 to Station 1230'SB'+60 LT within the limits shown on the plans.

Notify the Bureau of Technical Services – Environmental Process and Document Section (BTS-EPDS) at (608) 266-0099 at least two weeks before commencement of any ground disturbing activities. BTS-EPDS will determine if a qualified individual will need to be on site during construction of this area.

Do not use the site for borrow or waste disposal. Do not use the site area not currently capped by asphalt/concrete for the staging of personnel, equipment and/or supplies.

The BWN-0027 (Oak Hill Cemetery) site is located approximately from Station 1215'SB'+00 to Station 1225'SB'+40 LT within the limits shown on the plans.

Notify the Bureau of Technical Services – Environmental Process and Document Section (BTS-EPDS) at (608) 266-0099 at least two weeks before commencement of any ground disturbing activities. BTS-EPDS will determine if a qualified individual will need to be on site during construction of this area.

Do not use the site for borrow or waste disposal. Do not use the site area not currently capped by asphalt/concrete for the staging of personnel, equipment and/or supplies.

The BWN-0144 (Oak Hill Cemetery-Menasha Section) site is located approximately from Station 1225'SB'+00 to Station 1225'SB'+40 LT within the limits shown on the plans.

Notify the Bureau of Technical Services – Environmental Process and Document Section (BTS-EPDS) at (608) 266-0099 at least two weeks before commencement of any ground disturbing activities. BTS-EPDS will determine if a qualified individual will need to be on site during construction of this area.

Do not use the site for borrow or waste disposal. Do not use the site area not currently capped by asphalt/concrete for the staging of personnel, equipment and/or supplies.

20. Removing Apron Endwalls, Item 204.9060.S.01.

A Description

This special provision describes removing apron endwalls conforming to standard spec 204.

B (Vacant)

C (Vacant)

D Measurement

The department will measure Removing Apron Endwalls as each, acceptably completed.

E Payment

Add the following to standard spec 204.5:

ITEM NUMBER	DESCRIPTION	UNIT
204.9060.S.01	Removing Apron Endwalls	EACH
stp-204-025 (20230113)		

21. Backfill Coarse Aggregate Size No. 1, Item 209.0300.S.

A Description

This special provision describes furnishing and placing coarse aggregate backfill size no. 1 as the plans show.

B Materials

Provide clean coarse aggregate conforming to the requirements as specified under standard spec 209.2, except gradation shall conform to standard spec 501.2.7.4.

C Construction

Construct the coarse aggregates according to standard spec 209.3.

D Measurement

The department will measure Backfill Coarse Aggregate Size No. (size number) in volume by the cubic yard in the vehicle.

E Payment

The department will pay for measured quantities at the contract unit price under the following bid item:

ITEM NUMBER	DESCRIPTION	UNIT
209.0300.S	Backfill Coarse Aggregate Size No. 1	CY

Payment is full compensation for furnishing and installing the aggregate.

stp-209-030 (20210708)

22. Asphaltic Surface, Item 465.0105.

Replace standard spec 465.2(1) with the following:

Under the Asphaltic Surface, Asphaltic Surface Detours, and Asphaltic Surface Patching bid items; submit a mixture design. Furnish asphaltic mixture meeting the requirements specified for a 4 LT 58-28 S mix under 460.2; except the engineer will not require the contractor to conform to the quality management program specified under 460.2.8. Use tack coat as required under 450.3.2.7.

23. Sawing Pavement Deck Preparation Areas, Item 509.0310.S.

A Description

This special provision describes sawing around deteriorated areas requiring deck repairs under the Preparation Decks bid items on decks receiving asphalt or polymer overlays and for deck repairs that will not receive an overlay.

B (Vacant)

C Construction

The department will sound and mark areas of deteriorated concrete that require deck preparation. The engineer may identify and mark additional areas as the work is being performed.

Wet cut a minimum of 1 inch deep and at least 2 inches outside of the marked areas. Bound each marked area by providing cuts aligned parallel and perpendicular to the deck centerline.

Remove sawing sludge after completing each area. Do not allow sludge or resulting residue to enter a live lane of traffic, storm sewer, stream, lake, reservoir, marsh, or wetland. Dispose of sludge at an acceptable material disposal site located off the project limits or, if the engineer allows, within the project limits.

D Measurement

The department will measure Sawing Pavement Deck Preparation Areas by the linear foot, acceptably completed, measured as the total linear feet of bounding cuts.

The department will not measure for payment over-cuts or cuts made beyond what is required to bound engineer-marked deterioration limits.

E Payment

The department will pay for measured quantities at the contract unit price under the following bid item:

ITEM NUMBER	DESCRIPTION	UNIT
509.0310.S	Sawing Pavement Deck Preparation Areas	LF

Payment is full compensation for making all saw cuts; and for debris disposal.

stp-509-070 (20180628)

24. Concrete Masonry Deck Repair, Item 509.2100.S.

A Description

This special provision describes providing concrete masonry on the sawed deck preparation areas of the concrete bridge deck and in full depth deck, curb, and joint repair areas. Conform to standard spec 502 and standard spec 509.

1120-57-60, 1517-14-71

B Materials

B.1 Neat Cement

Furnish a neat cement bonding grout. Mix the neat cement in a water-cement ratio approximately equal to 5 gallons of water per 94 pounds of cement.

B.2 Concrete

Furnish grade C or E concrete conforming to standard spec 501 for deck preparation, full-depth deck repair, curb repair and joint repair areas except as follows:

1. The contractor may increase slump of grade E concrete to 3 inches.
2. The contractor may use ready-mixed concrete.

Provide QMP for class II ancillary concrete as specified in standard spec 716.

C Construction

C.1 Neat Cement

Immediately before placing the concrete deck patching, coat the prepared surfaces with a neat cement mixture. Ensure the prepared concrete surfaces are moist without any standing water before coating with the neat cement mixture. Brush the neat cement mixture over the prepared concrete surfaces to ensure that all parts receive an even coating, and do not allow excess neat cement to collect in pockets. Apply the neat cement at a rate that ensures the cement does not dry out before being covered with the new concrete.

C.2 Placing Concrete

Place concrete conforming to standard spec 509. As determined by the engineer, consolidate smaller areas by internal vibration, strike them off, and finish the areas with hand floats to produce plane surfaces that conform to the grade and elevation of the adjoining surfaces. Give all deck patching areas a final hand float finish.

C.3 Curing Concrete

Cure the concrete masonry deck patching conforming to standard spec 502.2.6(1).

D Measurement

The department will measure Concrete Masonry Deck Repair by the cubic yard, acceptably completed.

The department will measure concrete used in deck preparation areas and in full depth deck, curb, and joint repair as part of the Concrete Masonry Deck Repair bid item.

The department will not measure wasted concrete.

E Payment

The department will pay for measured quantities at the contract unit price under the following bid item:

ITEM NUMBER	DESCRIPTION	UNIT
509.2100.S	Concrete Masonry Deck Repair	CY

Payment is full compensation for furnishing, hauling, preparing, placing, finishing, curing, and protecting all materials.

stp-509-060 (20210708)

25. Polymer Overlay, Item 509.5100.S.

A Description

This special provision describes providing two layers of a two-component polymer overlay system to the bridge decks the plans show.

B Materials

B.1 General

Furnish materials specifically designed for use over concrete bridge decks. Furnish polymer liquid binders from the department's approved product list.

B.2 Polymer Resin

Furnish a polymer resin base and hardener composed of two-component, 100 percent solids, 100 percent reactive, thermosetting compound with the following properties:

Property	Requirements	Test Method
Gel Time ^[1]	15 - 45 minutes @ 73° to 75° F	ASTM C881
Viscosity ^[1]	7 - 70 poises	ASTM D2393, Brookfield RVT, Spindle No. 3, 20 rpm
Shore D Hardness ^[2]	60-75	ASTM D2240
Absorption ^[2]	1% maximum at 24 hr	ASTM D570
Tensile Elongation ^[2]	30% - 70% @ 7 days	ASTM D638
Tensile Strength ^[2]	2000 to 5000 psi @ 7 days	ASTM D638
Chloride Permeability ^[2]	<100 coulombs @ 28 days	AASHTO T277

^[1] Uncured, mixed polymer binder

^[2] Cured, mixed polymer binder

Ensure that the polymer resin when mixed with aggregate has the following properties:

Property	Requirement ^[1]	Test Method
Minimum Compressive Strength	1,000 psi @ 8 hrs 5,000 psi @ 24 hrs	ASTM C579 Method B, Modified ^[2]
Thermal Compatibility	No Delaminations	ASTM C884
Minimum Pull-off Strength	250 psi @ 24 hrs	ASTM C1583

^[1] Based on samples cured or aged and tested at 75°F

^[2] Plastic inserts that will provide 2-inch by 2-inch cubes shall be placed in the oversized brass molds.

B.3 Aggregates

Furnish natural or synthetic aggregate that is non-polishing; clean; free of surface moisture; fractured or angular in shape; free from silt, clay, asphalt, or other organic materials; and conform to the following:

Aggregate Properties

Property	Requirement	Test Method
Moisture Content ^[1]	1/2 of the measured aggregate absorption, %	ASTM C566
Hardness	≥6.5	Mohs Scale
Fractured Faces	100% with at least 1 fractured face and 80% with at least 2 fractured faces of material retained on No.16	ASTM D5821
Absorption	≤1%	ASTM C128

^[1] Sampled and tested by the department before placement.

Gradation

Sieve Size	% Passing by Weight
No. 4	100
No. 8	30 – 75
No. 16	0 – 5
No. 30	0 – 1

B.4 Approval of Bridge Deck Polymer Overlay System

A minimum of 20 working days before application, submit product data sheets and specifications from the manufacturer, and a certified report of test or analysis from an independent laboratory to the engineer for approval. The department will sample and test the aggregates for gradation and moisture content before placement. If requested, supply the department with samples of the polymer for the purpose of acceptance testing.

B.4.1 Product Data Sheets and Specifications

Product data sheets and specifications from the manufacture consists of literature from the manufacturer showing general instructions, application recommendations/methods, product properties, general instructions, or any other applicable information.

B.4.2 Certified Report of Test or Analysis

Conform to the following:

Polymer Binder: Submit a certified report of test or analysis from an independent laboratory dated less than 3 years before the date of the project letting showing the polymer binder meets the requirements of section B.2.

Aggregates: Submit a certified report of test or analysis from an independent laboratory dated less than 6 months before the date of the project letting showing the aggregates meet the requirements of section B.3.

C Construction

C.1 General

Ensure that the overlay system is 1/4 inch thick or thicker.

Conform to the following:

Field Review: Conduct a field review of the existing deck to identify any possible surface preparation and material compatibility issues.

Pre-Installation Meeting: Conduct a pre-installation meeting with the manufacturer's representative and the engineer before construction. Discuss the field review findings, verification testing of the surface preparation and establish procedures for maintaining optimum working conditions and coordination of work. Furnish the engineer a copy of the recommended procedures and apply the overlay system according to the manufacturer's instructions. Supply for the engineer's use for the duration of the project, a Concrete Surface Profile (CSP) chip set of 10 from the International Concrete Repair Institute (ICRI).

Manufacturer's Representative: An experienced manufacturer's representative familiar with the overlay system installation procedures shall be present at all times during surface preparation and overlay placement to provide quality assurance that the work is being performed properly. This requirement may be reduced at the engineer's discretion.

Material Storage: Store and handle materials according to the manufacturer's recommendations. Store resin materials in their original containers in a dry area. Store all aggregates in a dry environment and protect aggregates from contaminants on the job site.

C.2 Deck Preparation

C.2.1 Deck Repair

Remove all asphaltic patches and unsound or disintegrated areas of the concrete decks as the plans show, or as the engineer directs. Work performed to remove and repair the concrete deck will be paid for under other items.

Use deck patching products that are compatible with the overlay system. Patching materials with magnesium phosphate shall not be used. Place patches after surface is prepared via shot blasting and cleaning as described in Section C.2.2 of this specification. Portland cement concrete patches shall be used for joint repairs and full depth deck repairs with a plan area larger than 4 sf, unless approved otherwise by the Structures Design Section. If rapid-set concrete is used, place patches per the manufacturer's recommendation. If Portland cement concrete is used, place patches per standard spec 509.3.9.1.

Deck patching shall be filled and properly finished prior to overlay placement. Do not place overlay less than 1 hour, or per the manufacturer's recommendation, after placing rapid-set concrete patches in the repair areas. Do not place overlay less than 28 days after placing Portland cement concrete patches in the repair areas.

C.2.2 Surface Preparation

Determine an acceptable shotblasting machine operation (size of shot, flow of shot, forward speed, and/or number of passes) that provides a surface profile meeting CSP 5 (medium-heavy shotblast) according to the ICRI Technical Guideline No. 310.2. If the engineer requires additional verification of the surface preparation, test the tensile bond strength according to ASTM C1593. The surface preparation will be considered acceptable if the tensile bond strength is greater than or equal to 250 psi or the failure area at a depth of 1/4 inches or more is greater than 50 percent of the test area. Continue adjustment of the shotblasting machine and necessary testing until the surface is acceptable to the engineer or a passing test result is obtained.

Prepare the entire deck using the final accepted adjustments to the shotblasting machine as determined above. Thoroughly blast clean with hand-held equipment any areas inaccessible by the shotblasting equipment. Do not perform surface preparation more than 24 hours before the application of the overlay system.

Protect drains, expansion joints, access hatches, or other appurtenances on the deck from damage by the shot and sand blasting operations and from materials adhering and entering. Tape or form all construction joints to provide a clean straight edge.

Before shot blasting, remove pavement markings within the treatment area using an approved mechanical or blasting method.

Prepare the vertical concrete surfaces adjacent to the deck a minimum of 2" above the overlay according to SSPC-SP 13 (free of contaminants, dust, and loose concrete) by sand blasting, using wire wheels, or other approved method.

Just before overlay placement, clean all dust, debris, and concrete fines from the prepared surfaces including the vertical surfaces with compressed air. When using compressed air, the air stream must be free of oil. Any grease, oil, or other foreign matter that rests on or has absorbed into the concrete shall be removed completely. If prepared surfaces (including the first layer of the polymer overlay) are exposed to rain or dew, lightly sandblast (brush/breeze blast) the exposed surfaces.

The engineer may consider alternate surface preparation methods per the overlay system manufacturer's recommendations. The engineer will approve the final surface profile and deck cleanliness before the contractor placing the polymer overlay.

C.2.3 Transitional Area

If the plans show, create a transitional area approaching transverse expansion joints and ends of the deck using an approved mechanical or blasting method. Remove 1/4 inch to 5/16 inch of concrete adjacent to the joint or end of deck and taper a distance of 3 feet.

If the plans show, create a transitional area on the approach pavement. Prep and place the first lift 3 feet beyond the end of the deck the same width as the deck. Prep and place the second lift 6 feet beyond the end of the deck the same width as the deck.

C.3 Overlay Application

Perform the handling and mixing of the polymer resin and hardening agent in a safe manner to achieve the desired results according to the manufacturer's instructions. Do not apply the overlay system if any of the following exists:

1. Ambient air temperature is below 50 F or above 100 F.
2. Deck temperature is below 50 F.
3. Moisture content in the deck exceeds 4.5 percent when measured by an electronic moisture meter or shows visible moisture after 2 hours when measured according to ASTM D4263.
4. Rain is forecasted during the minimum curing periods listed under C.5.
5. Materials component temperatures below 65 F or above 99 F.
6. Concrete deck age is less than 28 days.
7. The deck temperature exceeds 100 F.
8. If the gel time is 10 minutes or less at the predicted high air temperature for the day.

After the deck has been shotblasted or during the overlay curing period, only necessary surface preparation and overlay application equipment will be allowed on the deck. Provide appropriate protective measures to prevent contamination from equipment allowed on the deck during preparation and application operations. Begin overlay placement as soon as possible after surface preparation operations.

The polymer overlay shall consist of a two-course application of polymer and aggregate. Each of the two courses shall consist of a layer of polymer covered with a layer of aggregate in sufficient quantity to completely cover the polymer. Apply the polymer and aggregate according to the manufacturer's requirements. Apply the overlay using equipment designed for this purpose. The application machine shall feature positive displacement volumetric metering and be capable of storing and mixing the polymer resins at the proper mix ratio. Disperse the aggregate using a method that provides a uniform, consistent coverage of aggregate and minimizes aggregate rolling or bouncing into final position. First course applications that do not receive enough aggregate before the polymer gels shall be removed and replaced. A second course applied with insufficient aggregate may be left in place, but will require additional applications before opening to traffic.

After completion of each course, cure the overlay according to the manufacturer's instructions. Follow the minimum cure times listed under C.5 or as prescribed by the manufacturer. Remove the excess aggregate from the surface treatment by sweeping, blowing, or vacuuming without tearing or damaging the surface; the material may be re-used if approved by the engineer and manufacturer. Apply all courses of the overlay system before opening the area to traffic. Do not allow equipment or traffic on the treated area until directed by the engineer.

After the first layer of coating has cured to the point where the aggregate cannot be pulled out, apply the second layer. Before applying the second layer, broom and blow off the first layer with compressed air to remove all loose excess aggregate.

Before opening to traffic, clean expansion joints and joint seals of all debris and polymer. A minimum of 3 days following opening to traffic, remove loosened aggregates from the deck, expansion joints, and approach pavement.

C.4 Application Rates

Apply the polymer overlay in two separate courses according to the manufacturer's instructions, but not less than the following rate of application.

Course	Minimum Polymer Rate ^[1] (GAL/100 SF)	Aggregate ^[2] (LBS/SY)
1	2.5	10+
2	5.0	14+

^[1] The minimum total applications rate is 7.5 GAL/100 SF.

^[2] Application of aggregate shall be of sufficient quantity to completely cover the polymer.

C.5 Minimum Curing Periods

As a minimum, cure the coating as follows:

Course	Average temperature of deck, polymer and aggregate components in degrees F							
	50-54	55-59	60-64	65-69	70-74	75-79	80-84	85-99
1	6 hrs.	5 hrs.	4 hrs.	3 hrs.	2.5 hrs	2 hrs	1.5 hrs.	1 hr.
2	8 hrs.	6.5 hrs.	6.5 hrs.	5 hrs.	4 hrs.	3 hrs.	3 hrs.	3 hrs.

If faster cure times are desired and achievable, submit to the engineer a certified test report from an independent laboratory showing the material is able to reach a compressive strength of 1000 psi as tested per ASTM C 579 Method B within the temperature ranges and cure times for which the product is proposed to be placed. Establish ambient air, material, and substrate temperatures from the manufacturer for field applications. Field applications will not be allowed below the documented temperatures.

C.6 Repair of Polymer Overlay

Repair all areas of unbonded, uncured, or damaged polymer overlay for no additional compensation. Submit repair procedures from the manufacturer to the engineer for approval. Absent a manufacturer's repair procedures and with the approval of the engineer, complete repairs according to the following: Saw cut the limits of the area to the top of the concrete; remove the overlay by scarifying, grinding, or other approved methods; shot blast or sand blast and air blast the concrete before placement of polymer overlay; and place the polymer overlay according to section C.3.

D Measurement

The department will measure Polymer Overlay by the square yard, acceptably completed.

E Payment

The department will pay for measured quantities at the contract unit price under the following bid item:

ITEM NUMBER	DESCRIPTION	UNIT
509.5100.S	Polymer Overlay	SY

Payment is full compensation for preparing the surface; for tensile bond testing; for creating the transitional area; for providing the overlay; for cleanup; and for sweeping/vacuumping and disposing of excess materials.

The department will pay separately for deck repairs.

stp-509-030 (20200629)

26. Removing Polymer Overlay B-70-0130, Item 509.9015.S.01; Removing Polymer Overlay B-70-0131, Item 509.9015.S.02.

A Description

This special provision describes removing the polymer overlay. Perform work conforming to standard spec 204.

B (Vacant)

C Construction

Remove the overlay by scraping, grinding, milling, or other approved method without damaging the underlying concrete. Submit removal procedures to the engineer for approval before beginning. Do not remove more than 1/4" of the existing concrete surface. Leave a uniform textured finish over the entire concrete surface.

D Measurement

The department will measure Removing Polymer Overlay (structure) by the square yard, acceptably completed.

E Payment

The department will pay for measured quantities at the contract unit price under the following bid item:

ITEM NUMBER	DESCRIPTION	UNIT
509.9015.S.01	Removing Polymer Overlay B-70-0130	SY
509.9015.S.02	Removing Polymer Overlay B-70-0131	SY

Payment for is full compensation for removing the polymer; and for properly disposing of all materials.

stp-509-015 (20210113)

27. Concrete Staining B-70-0406, Item 517.1010.S.

A Description

This special provision describes providing a two coat concrete stain on the exposed concrete surfaces of structures as the plans show.

B Materials

B.1 Mortar

Use mortar for sack rubbing the concrete surfaces as given in standard spec 502.3.7.5 or use one of the following products:

Preblended, Packaged Type II Cement:	Tri-Mix by TK Products
	Thorseal Pearl Gray by Thoro Products

The mortar shall contain one of the following acrylic bonding admixtures mixed and applied according to manufacturer's recommendations:

Acrylic Bonding Admixture:	TK-225 by TK Products
	Achro 60 by Thoro Products
	Achro Set by Master Builders

B.2 Concrete Stain

Use concrete stain manufactured for use on exterior concrete surfaces, consisting of a base coat and a pigmented sealer finish coat. Use the following products, or equal as approved by the department, as part of the two-coat finish system:

Tri-Sheen Concrete Surfacer, Smooth by TK Products
Tri-Sheen Acrylic by TK Products
TK-1450 Natural Look Urethane Anti-Graffiti Primers by TK Products
Safe-Cure & Seal EPX by Chem Masters
H&C Concrete Stain Solid Color Water Based by Sherwin-Williams

C Construction

C.1 General

Furnish, prepare, apply, cure, and store all materials according to the product manufacturer's specifications for the type and condition of application required.

Match or exceed the stain manufacturer's minimum recommended curing time of the concrete or 28 days, whichever is greater, before staining.

C.2 Preparation of Concrete Surfaces

Provide a sack rubbed finish as specified in standard spec 502.3.7.5, using mortar as indicated above on concrete surfaces with open voids or honeycombing.

Following the sack rubbing, clean all concrete surfaces that are to be coated to ensure that the surface is free of all laitance, dirt, dust, grease, efflorescence, and any foreign material and that the surface will accept the coating material according to product requirements. As a minimum, clean the surface using a 3000-psi water blast. Hold the nozzle of the water blaster approximately 6 inches from the concrete surface and move it continuously in a sweeping motion. Give special attention to smooth concrete surfaces to produce an acceptable surface texture. Correct any surface problems resulting from the surface preparation methods. Grit blasting of the concrete surface is not allowed.

C.3 Staining Concrete Surfaces

Apply the concrete stain according to the manufacturer's recommendations.

Apply the concrete stain when the temperature of the concrete surface is 45° F or higher, or as given by the manufacturer.

The color of the stain shall be as given on the plan. Tint the base coat to match the finish coat; the two coats shall be compatible with each other.

Do not begin staining the structure until earthwork operations are completed to a point where this work can begin without receiving damage. Where this work is adjacent to exposed soil or pavement areas, provide temporary covering protection from overspray or splatter.

C.4 Test Areas

Before applying stain to the structure, apply the stain to sample panels measuring a minimum of 48 inches x 48 inches and constructed to demonstrate workmanship in the use of the form liner specified on the structure if applicable. Match or exceed the stain manufacturer's minimum recommended curing time of the concrete or 28 days, whichever is greater, before staining. Prepare the concrete surfaces of the sample panels and apply stain using the same materials and in the same manner as proposed for the structure, including staining of the joints between the stones produced by the form liner if applicable. Do not apply stain to the structure until the department approves the test panels.

C.5 Surfaces to be Coated.

Apply concrete stain to the surfaces according to the plan.

D Measurement

The department will measure Concrete Staining B-70-0406 in area by the square foot of surface, acceptably prepared and stained.

E Payment

The department will pay for measured quantities at the contract unit price under the following bid item:

ITEM NUMBER	DESCRIPTION	UNIT
517.1010.S	Concrete Staining B-70-0406	SF

Payment is full compensation for furnishing and applying the two coat system; for preparing the concrete surface; and for preparing the sample panels.

stp-517-110 (20140630)

28. Architectural Surface Treatment B-70-0406, Item 517.1050.S.

A Description

This special provision describes providing a concrete masonry architectural surface treatment on the exposed concrete surfaces of structures as the plan details show.

B Materials

Use form liners that attach easily to the forming system, and do not compress more than 1/4 inch when poured at a rate of 10 vertical feet/hour.

Use a release agent that is compatible with the form liner and coloring materials.

Wall ties shall have set "break-backs" at a minimum of 3/4 inches from the finished concrete surface.

C Construction

C.1 Equipment

Equipment and tools necessary for performing all parts of the work shall be satisfactory as to design, capacity, and mechanical condition for the purposes intended. Repair, improve, replace, or supplement all equipment that is not maintained in full working order, or which is proven inadequate to obtain the results prescribed.

C.2 Form Liner Preparation

Clean the form liner before each pour and ensure that it is free of any build-up. Visually inspect each liner for blemishes or tears, and repair, if necessary, per manufacturer's recommendations.

Apply form release per manufacturer's recommendations.

C.3 Form Liner Attachment

Place adjacent liners less than 1/4 inch from each other, attach liner securely to forms according to the manufacturer's recommendations, and coordinate wall ties with form liner and form manufacturer, e.g., diameter, size, and frequency.

C.4 Surface Finishing

Ensure that the textured surface is free of laitance; sandblasting is not permitted.

Grind or fill pouring blemishes.

D Measurement

The department will measure Architectural Surface Treatment B-70-0406 in area by the square foot of architectural surface, acceptably completed.

E Payment

The department will pay for measured quantities at the contract unit price under the following bid item:

ITEM NUMBER	DESCRIPTION	UNIT
517.1050.S	Architectural Surface Treatment B-70-0406	SF

Payment is full compensation for producing the proposed architectural surface treatment including preparing the foundation; finishing and protecting the surface treatment; and for properly disposing of surplus material.

stp-517-150 (20110615)

29. Structure Overcoating Cleaning and Priming N-70-0009, Item 517.3001.S.

A Description

This special provision describes cleaning and painting with two or three coats of paint the metal surfaces.

A.1 Areas to be Cleaned and Painted

Structure N-70-0009

1. Three Coat Area:
105 SF with SP 3 cleaning.
105 SF total three-coat area.

B Materials

Furnish an epoxy coating system from the department's APL for Paint- structure maintenance.

C Construction

C.1 Surface Preparation

Before overcoating or power tool cleaning, solvent clean all surfaces to be coated according to SSPC-SP1. A SSPC-SP 3 power Tool Cleaning according to Steel Structures Painting Council Specification 3 will be required on all metal surfaces to be painted with a three-coat system. Prime the same day, or re-clean before application, all metal surfaces receiving a No. 3 cleaning.

Remove all abrasive or paint residue from steel surfaces with a High Efficiency Particulate Abatement (HEPA-VAC) vacuum cleaner equipped with a brush-type cleaning tool, or by double blowing. If the double blowing method is used, vacuum the exposed top surfaces of all structural steel, including flanges, longitudinal stiffeners, splices, plates, and hangers, after the double blowing operations are completed. The air line used for blowing the steel clean shall have an inline water trap and the air shall be free of oil and water as it leaves the air line.

Take care to protect freshly coated surfaces from subsequent cleaning operations. Thoroughly wire brush damaged primed surfaces with a non-rusting tool. Clean and re-prime the brushed surfaces within the time recommended by the manufacturer.

C.2 Painting

Paint by applying two or three coats of an approved coating system as specified herein to the surfaces as described in A.1 from the department's approved products list.

C.3 Coating Application

Apply paint in a neat, workmanlike manner. The resultant paint film shall be smooth and uniform without skips or areas of excessive paint. Apply coating according to the manufacturer's recommendations.

Before applying the prime coat, coat with primer all edges, rivet and bolt heads, nuts and washers by using either a brush, roller, or spray application.

Dry Film Thickness per coat shall be a minimum of 3-mil. The dry film thickness shall be determined by use of a magnetic film thickness gage. The gage shall be calibrated for dry film thickness measurement according to SSPC-PA 2.

During surface preparation and coating application, the ambient and steel temperature shall be between 39 and 100 degrees F. The steel temperature shall be at least 5 degrees F above the dew point temperature, and the relative humidity shall not exceed 85%.

D Measurement

The department will measure Structure Overcoating Cleaning and Priming (Structure #) as a single unit for each structure, acceptably completed.

E Payment

The department will pay for measured quantities at the contract unit price under the following bid item:

ITEM NUMBER	DESCRIPTION	UNIT
517.3001.S	Structure Overcoating Cleaning and Priming N-70-0009	EACH

Payment is full compensation for preparing and cleaning the designated surfaces; and for furnishing and applying the paint.

stp-517-036 (20210708)

30. Containment and Collection of Waste Materials N-70-0009, Item 517.4001.S.

A Description

This special provision describes furnishing and erecting tarpaulins to contain, collect and store the spent material from surface preparation of steel surfaces, collecting such spent material, and labeling and storing the spent material in waste containers.

B Materials

Provide 5-gallon lidded plastic containers for containing the spent material.

C Construction

Erect tarpaulins or other materials to collect all of the spent material from power tool cleaning. Consider and treat all spent material as hazardous waste.

Collect and store all waste material collected by this operation at the bridge site for disposal. Collect and store all waste materials at the end of each workday or more often if needed. Store materials in 5-gallon lidded plastic containers.

Label each container with the date the first waste was placed in the container and the words "Hazardous Waste – EPA Waste Code D008." Lock and secure all containers at the end of each workday. Keep the containers covered at all times except to add or remove waste material. Store the containers in an accessible and secured area, not located in a storm water runoff course, flood plain or exposed to standing water.

Collect the spent debris by vacuuming, shoveling, sweeping, or by channeling it directly to disposal containers. The enclosure shall be thoroughly cleaned at the end of each work day.

D Measurement

The department will measure Containment and Collection of Waste Materials (Structure) as a single unit for each structure, acceptably completed.

E Payment

The department will pay for measured quantities at the contract unit price under the following bid item:

ITEM NUMBER	DESCRIPTION	UNIT
517.4001.S	Containment and Collection of Waste Materials N-70-0009	EACH

Payment is full compensation for designing, erecting, operating, maintaining and disassembling the containment devices, collecting, labeling and storing spent materials in appropriate containers.

stp-517-037 (20230113)

31. Portable Decontamination Facility, Item 517.6001.S.

A Description

This special provision describes furnishing and maintaining weekly, or more often if needed, a single unit portable decontamination facility.

B Materials

Supply and operate all equipment according to OSHA.

Supply adequate heating equipment with the necessary fuel to maintain a minimum temperature of 68° F in the facility.

The portable decontamination facility shall consist of a separate "Dirty Room", "Shower Room" and "Clean Room". The facility shall be constructed so as to permit use by either sex. The facility shall have adequate ventilation.

The "Dirty Room" shall have appropriately marked containers for disposable garments, clothing that requires laundering, worker shoes, and any other related equipment. Each container shall be lined with poly bags for transporting clothing, or for disposal. Benches shall be provided for personnel.

The "Shower Room" shall include self-contained individual showering stalls that are stable and well secured to the facility. Provide showers with a continuous supply of potable hot and cold water. The wastewater must be retained for filtration, treatment, and/or for proper disposal.

The "Clean Room" shall be equipped with secure storage facilities for street clothes and separate storage facilities for protective clothing. The lockers shall be sized to store clothing, valuables and other personal belongings for each worker. Benches shall be provided for personnel.

Supply a separate hand wash facility, either attached to the decontamination facility or outside the containment.

C Construction

Properly contain, store, and dispose of the wastewater.

D Measurement

The department will measure Portable Decontamination Facility by each individual unit, acceptably completed.

E Payment

The department will pay for measured quantities at the contract unit price under the following bid item:

ITEM NUMBER	DESCRIPTION	UNIT
517.6001.S	Portable Decontamination Facility	EACH

Payment is full compensation for furnishing and maintaining a portable decontamination facility.

stp-517-060 (20230113)

32. Anchoring Concrete Barrier Temporary Precast on Bridge Decks, Item 603.8505.

Add the following to standard spec 603:

For anchoring concrete barrier temporary precast on bridge decks not being removed as part of the project, provide adhesive anchors conforming to contract requirements.

33. **Portable Automated Real-Time Traffic Queue Warning System, Item 643.1200.S.**

A Description

This special provision describes providing, repositioning, operating, maintaining, monitoring, calibrating, testing and removing a portable automated real-time traffic queue warning system (QWS) capable of measuring vehicular speeds at downstream sections of a roadway, and displaying the speed information on portable changeable message signs (PCMS) at upstream locations.

B Materials

Provide QWS components and software that is National Transportation Communications for ITS Protocol (NTCIP) compliant.

B.1 Portable Changeable Message Signs (PCMS)

Provide PCMS conforming to standard spec 643. Ensure each PCMS is integrated with a modem, and other equipment (e.g., automated system manager) mounted on it, and acts as a single "device" for communicating with similarly integrated "devices" and displaying real-time traffic condition information.

B.2 Portable Traffic Sensors (PTS)

Provide PTS that are nonintrusive and capable of capturing vehicle speed in mph. Integrate each sensor with a modem to communicate with the automated system manager (ASM).

B.3 Automated System Manager (ASM)

Provide an ASM that assesses current traffic data captured by the system PTS and communicates appropriate messages to the motorists through PCMS based on predetermined speed thresholds and messages.

B.4 System Communications

Ensure QWS communications meet the following requirements:

1. Perform required configuration of the QWS's communication system automatically during system initialization.
2. Communication between the server and any individual PCMS or PTS are independent through the full range of deployed locations, and do not rely upon communications with any other PCMS or PTS.
3. Incorporate an error detection/correction mechanism into the QWS communication system to ensure the integrity of all traffic condition data and motorist information messages.

B.5 System Acceptance

Submit vendor verification to the engineer and Bureau of Traffic Operations (DOTBTOworkzone@dot.wi.gov) 14 calendar days before the pre-construction meeting that the system will adequately perform the functions specified in this special provision. Adequate verification includes past successful performance of the system, literature and references from successful use of the system by other agencies, and/or demonstration of the system.

Provide contact information for a designated representative responsible for monitoring the performance of the system and for making modifications to the operational settings as the engineer directs.

Provide all testing and calibration equipment.

C Construction

C.1 General

Install and reposition Portable Automated Real-Time Queue Warning System per plan or as the engineer directs. Provide plan to the engineer and Bureau of Traffic Operations (DOTBTOworkzone@dot.wi.gov) 14 calendar days before the pre-construction meeting.

PTS may be mounted on PCMS, arrow board or other trailer devices.

Install PTS at the following locations:

1. Place first PTS within the lane closure taper.
2. Place second PTS 5,700 feet upstream of the lane closure taper.
3. Place third PTS 2 miles upstream of the lane closure taper, if applicable.
4. Place any additional sensors even distances (in miles) upstream of the third PTS or as directed by the engineer.

Install the PCMS at the following locations, delineated by 5 drums:

1. Place first PCMS (PCMS #2) 5,700 feet upstream of the lane closure taper.
2. Place second PCMS 2 miles upstream of the lane closure taper.
3. Place third PCMS 3 miles upstream of the lane closure taper.
4. Place any additional PCMS even distances (in miles) upstream of the third PCMS or as directed by the engineer.

Number the devices in chronological order so they are visible from the shoulder with 6-inch white high reflective sheeting.

Provide technical personnel for all system calibration, operation, maintenance, and timely on-call support services.

Promptly correct the system within 24 hours of becoming aware of a deficiency in the operation or individual part of the system. A minimum of three days before deployment, place the QWS and demonstrate to the department that the QWS is operational.

Maintain the QWS for the duration of the project. Ensure the system operates continuously (24 hours, 7 days a week) in the automated mode throughout the duration of the project.

Remove the system upon project completion.

C.2 Reports

Provide an electronic copy of a weekly summary report of all data via email to the engineer. Ensure the report includes, at a minimum, the average speed per sensor, time in congestive state per sensor and number of triggers per day.

C.3 Meetings

Attend mandatory in-person pre-construction meetings with the department. Attend additional meetings as deemed necessary by the department. These meetings may be held in person or via teleconference, as scheduled by the department.

C.4 Programming

C.4.1 General

Program the QWS to ensure that the following general operations are performed:

1. Provide a password protected login to the ASM, website and all other databases.
2. Automatic setting of the PCMS message sequences to reflect current traffic flow status updated every 60 seconds for a congestion message. Ensure to remove a congestion message when 180 seconds of average traffic speeds above the current level are observed, or utilize a customized frequency as determined by the engineer.
3. The PCMS activate based on pre-determined speed thresholds.
 - PCMS #2 shall activate based on traffic speeds at the PTS within the lane closure tape.
 - All other PCMS in the QWS shall activate based on traffic speeds at the next downstream PTS, typically 1 mile downstream or based on traffic speeds at the two next downstream PTS.
3. Provide real-time data from the ASM to a website with a full color mapping feature and refresh every 60 seconds. Make data on website available to the department staff at all times for the duration of the work zone activity. Ensure website includes:
 - Vehicle speeds
 - PCMS messaging
 - Device locations
4. Archive all traffic data and PCMS messages in a Microsoft Excel format with date and time stamps.
5. Configure the website to quantify system failures which includes communication disruption between any devices in the system configuration, PCMS malfunctioning, PTS malfunction, loss of power, low battery, etc.
6. Automatically generate and send an email alert any time a user specified queue is detected by the system.
7. Provide default and advisory messages automatically based on traffic conditions.
8. Ensure the system autonomously restarts in case of any power failure.
9. Provide the department access to manually override PCMS messages for a user-specified duration, after which automatic operation will resume display of messages appropriate to the prevailing traffic conditions. Document all override messages.

C.4.2 System Operation Strategy

Arrange for the vendor/manufacturer to coordinate system operation, detection, trends/thresholds, and messaging parameters with the engineer.

The sequences below are a minimum requirement and can be adjusted by the engineer at their discretion.

Free Flow:

If the current speed on a roadway section is at or above 40 mph, the upstream PCMS shall display nothing except for lighting the four corners (flashing caution mode) to show that it is on.

Slow Traffic:

If the current speed on any downstream section of the roadway is between the 39 mph and 20 mph (for example, 35 mph), the following two phase messages will be displayed on the upstream PCMS as shown below:

EVENT	FRAME 1	FRAME 2
Speeds 20 mph to 39 mph	SLOW TRAFFIC AHEAD	PREPARE TO STOP

Stopped Traffic:

If the current speed on a roadway section of the roadway drops below 20 mph, the following two phase messages will be displayed on the upstream PCMS as shown below:

EVENT	FRAME 1	FRAME 2
Speeds 0 mph to 19 mph	TRAFFIC STOPPED AHEAD	EXPECT DELAYS

C.5 Calibration and Testing

At the beginning of the project perform a successful field test and calibration at the QWS location to verify the system is detecting accurate vehicle speeds, and accurately relaying the information to the ASM and the PCMS.

Send email of successful calibration and testing to the engineer.

D Measurement

The department will measure Portable Automated Real-Time Traffic Queue Warning System by the day, acceptably completed, measured as each complete system per roadway.

E Payment

The department will pay for measured quantities at the contract unit price under the following bid item:

ITEM NUMBER	DESCRIPTION	UNIT
643.1200.S	Portable Automated Real-Time Traffic Queue Warning System	DAY

Payment is full compensation for providing, repositioning, operating, maintaining, monitoring, calibrating, testing, and removing the complete system consisting of PCMS, PTS, ASM, and system communications.

Failure to correct a deficiency to the PCMS, PTS, or ASM within 24 hours after notification from the engineer or the department will result in a one-day deduction of measured quantities for each day in which the deficiency is not corrected.

Failure to correct the website within 24 hours after notification from the engineer will result in a 10% reduction of the day quantity for each day the website is down.

The engineer will have sole discretion to assess the deductions for an improperly working QWS.

stp-643-045 (20200629)

34. Marking Removal Plowable Raised Pavement Markers, Item 646.9400.

Add the following to standard spec 646.2:

Furnish a commercial patching material selected from the department's approved products list for rapid set concrete patch material.

Add the following to standard spec 646.3:

Remove existing plowable raised pavement markers. Raised pavement markers are approximately 10 inches long x 5.5 inches wide x 1.75 inches deep (existing voids may be larger) in locations identified in the plans. Prepare the void and apply patch material according to manufacturer's recommendations. Match the final concrete pavement surface with patch material.

Add the following to standard spec 646.4:

The department will measure Marking Removal Plowable Raised Pavement Markers as each, acceptably completed.

Add the following to standard spec 646.5:

Payment is full compensation for removing and disposing of existing plowable raised pavement markers; for providing all required materials, including primer and bulking stone, if required; for preparing the void; and for applying patch material.

35. Electrical Service for WisDOT Underdeck Lighting at IH 41 & Cecil Street, IH 41 & Main Street, IH 41 & CTH O (North), IH 41 & Spencer Street.

Work under this item shall be according to standard spec 656 with the following addition.

C Construction

The contractor is responsible for making early application for the disconnect, relocation, reconnect of the electric service lateral.

Contact the local electric company to make application for disconnect relocation. reconnect of the following locations with account numbers:

IH 41 & Spencer Street (L44-0459) to:

WE Energies account 072328440-00189

IH 41 & Cecil Street (L70-0472) to:

WE Energies account 0703189255-00001

IH 41 & Main Street (L70-0474) to:

WE Energies account 0708957590-00001

IH 41 & CTH O (North) (L70-0475) to:

WE Energies account 0716737111-00001

**36. Installing and Maintaining Bird Deterrent System Station 1269'SB'+00, Item 999.2000.S.01;
Installing and Maintaining Bird Deterrent System Station 1269'NB'+00, Item 999.2000.S.02;
Installing and Maintaining Bird Deterrent System Station 137'FWN'+00, Item 999.2000.S.03.**

A Description

This special provision describes inspecting, installing and/or maintaining approved deterrents that prevent migratory bird nesting on bridges and culverts. Swallows or other migratory birds' nests have been observed on or under the existing culvert or bridge at the station identified. All active nests (when eggs or young are present) of migratory birds are protected under the federal Migratory Bird Treaty Act. One deterrent system shall be installed and/or maintained for each applicable structure. Deterrent methods selected shall be appropriate for structure type, size and/or site-specific constraints.

B Materials

B.1 Hardware and Lumber

Lumber, hardware, and fastening devices shall be durable enough to last through the length of the nesting season. Fastening devices and deterrence system must be approved by the engineer prior to installation on culverts and bridges that will remain in service after removal of deterrent systems. The method of fastening should not compromise the culvert or bridge concrete surfaces or steel protection systems. The attachment locations must be restored and repaired as needed by use of engineer approved fillers, sealers and paint systems

B.2 Netting Materials

Exclusion netting is material either wrapped around or draped and fastened to bridge decks/abutments and culvert corners to prevent bird entry.

Furnish exclusionary netting to deter nesting in bridge decks and abutments and corners of box culverts, consisting of either:

- a. 1/2" x 1/2" or 3/4" x 3/4" knotless, flame resistant, U.V. stabilized polyethylene or polypropylene netting with minimum 40-pound breaking strength per strand, or engineer approved equal.
- b. Galvanized wire mesh (hardware cloth) with a wire diameter of .040 inches (19-gauge) and opening width of 1/2-inch.

At a minimum, use either 1" x 2" (nominal) lumber or 3/4" x 2" pressure treated plywood strips and of equal length as the netting.

B.3 Plastic Strip Curtain

Plastic strip curtains are strips of plastic attached to vertical surfaces in areas suitable for nesting.

Furnish 3-foot wide lengths of 6 mil minimum plastic sheeting with the lower 2 feet cut into vertical strips 2 inches wide.

At a minimum, use either 1" x 2" (nominal) lumber or 3/4" x 2" pressure treated plywood strips and staples to attach plastic strips to wood to fabricate the strip curtain.

Furnish concrete screws to attach strip curtain to structure.

B.4 Corner Slope Materials

Corner slopes are pieces of curved plastic placed in corners suitable for nesting. They are particularly effective in preventing nesting in top corners of box culverts.

Furnish U.V. stabilized pre-fabricated PVC or polycarbonate corner slopes from commercial bird-deterrent manufacturers or an approved equal.

C Construction

C.1 General

If active nests are observed after construction starts, or if a trapped bird or an active nest is found, stop work that may affect birds or their nests, and notify the engineer to consult with the Wisconsin Department of Natural Resources transportation liaison, Jay Schiefelbein, at (920) 360-3784, or the department regional environmental coordinator, Mae Sommerfeld, at (920) 492-5705.

Efforts should be made to release trapped birds, unharmed.

C.2 Nest Removal

Remove unoccupied nests prior to the beginning of the nesting season as designated in Prosecution and Progress. Nest removal involves the removal and disposal of unoccupied or partially constructed nests without eggs or nestlings. Removing all evidence of nesting (e.g., cleaning droppings from structures) eliminates a visual cue for a potential breeding location, especially for first-time breeders. Nest removal is not a type of deterrent and does not prevent nest establishment but can delay the process. As such, it should only be used in conjunction with other methods. It cannot be used on its own to ensure compliance. Nest removal is not required if deterrents are installed before the start of the avoidance window unless nests interfere with successful installation of the deterrent.

Remove nests on the structure by scraping or pressure washing prior to established avoidance windows to deter nesting. Remove only unoccupied or partially constructed nests without eggs or nestlings. Remove newly built nests every two days before eggs are laid. Nest removal is intended to be used prior to and in conjunction with other nesting deterrents.

C.3 Exclusion Netting

C.3.1 Installation

Using concrete screws, anchor lumber to bridge or culvert along perimeter of intended netting. Fasten netting to lumber until netting is held taut. Eliminate any loose pockets or wrinkles that could trap and entangle birds. Ensure the net is pulled taut in order to prevent flapping in the wind, which results in tangles or breakage at mounting points.

For culverts, attach netting at a 45-degree angle at the culvert corner so it extends at least 12" below the corner.

C.4 Plastic Curtains

C.4.1 Installation

Attach plastic curtains along the entire length of vertical surface or corner on which nest building is to be deterred. Affix plastic curtain strips to treated lumber with staples spaced a minimum of 1 foot O.C. Wrap plastic curtains around lumber prior to attaching it to the structure to reduce the likelihood of it tearing out at the staples. Screw lumber into the underside of the bridge deck or top of box culvert with concrete screws placed 24-inches O.C. minimum.

C.5 Corner Slopes

C.5.1 Installation

Attach corner slopes to the structure per the manufacturer's recommendations. Use urethane-based adhesives if manufacturer supplied hardware or adhesives are not available or no recommendations are provided. Install end caps or seal ends of corner slopes to prevent entry of birds or other animals.

C.6 Inspection and Maintenance

Inspect bird deterrent devices every two weeks both during and prior to construction when deterrents have been installed to exclude birds prior to nesting windows, and after large storm events or high winds. Ensure that netting is taut, that no gaps or holes have formed, and that the nets are functioning properly. Ensure that corner slopes are not cracked or otherwise damaged and are functioning properly. Ensure that curtains are undamaged, with no tears, holes, or creases. Repair any damaged or loose deterrent devices. Inspect, maintain, and repair nesting deterrents whether installed by the contractor or others. Repair, replace, supplement deterrents as necessary with materials meeting the requirements of this specification.

Remove any unoccupied or partially constructed nests without eggs or nestlings.

Repair deterrents to prevent birds from attempting to nest again.

Record all inspection, removal, and maintenance activities. Provide inspection, removal and maintenance records to the engineer upon request.

C.7 Removal and Structure Repair

Maintain the deterrent until the engineer determines that the deterrent is deemed no longer necessary. Upon completion of the project, remove any remaining migratory bird deterrent from the project site. If the existing bridge or culvert is to remain after construction, restore and repair as needed by use of engineer approved fillers, sealers and paint systems.

D Measurement

The department will measure Installing and Maintaining Bird Deterrent System (Station) as a single unit at each structure, acceptably completed.

The department will measure Maintaining Bird Deterrent System (Station) as a single unit at each structure, acceptably completed.

E Payment

The department will pay for measured quantities at the contract unit price under the following bid item:

ITEM NUMBER	DESCRIPTION	UNIT
999.2000.S.01	Installing and Maintaining Bird Deterrent System Station 1269'SB'+00	EACH
999.2000.S.02	Installing and Maintaining Bird Deterrent System Station 1269'NB'+00	EACH
999.2000.S.03	Installing and Maintaining Bird Deterrent System Station 137'FWN'+00	EACH

Payment for Installing and Maintaining Bird Deterrent System is full compensation for providing and installing deterrents that prevent migratory bird nesting; removing and disposing of unoccupied or partially constructed nests without eggs or nestlings; maintaining, repairing, replacing, supplementing, existing deterrent materials; repairing damage to structures resulting from installation of deterrents; removal and disposal of materials.

Payment for Maintaining Bird Deterrent System is full compensation for inspecting structures for the presence of migratory birds, inspecting deterrents installed by others; maintaining, repairing, replacing, and supplementing existing deterrent materials; repairing damage to structures resulting from installation of deterrents; removal and disposal of materials.

stp-999-200 (20220107)

37. Rapid Set Deck Repair SPV.0035.01.

A Description

This special provision describes furnishing, placing and curing a rapid setting non-shrink patch material on the sawed deck preparation areas of the concrete bridge deck. Perform the work conforming to standard spec 509.

B Materials

B.1 Patching Materials

Furnish a rapid setting non-shrink material designed for repairing concrete decks from the department's Approved Products List for "Rapid Setting Concrete Patch Material". The material shall be capable of obtaining a minimum compressive strength of 3000 psi within 3 hours. The patch material must be compatible with the existing concrete deck, reinforcing steel, and the polymer or asphalt overlay product (if applicable); and have a proven record of at least five successful applications in climates similar to Wisconsin. The use of chloride accelerators or other corrosion inducing products is prohibited.

A minimum of 10 working days prior to construction, submit the manufacturer's product data sheets, material sources, mix designs, and supporting performance documentation to the engineer for approval.

B.2 Materials Quality Control Testing

For projects that allow 3 hours or more of cure time prior to opening to traffic, submit certified test results from an independent lab showing that the patch material can obtain 3000 psi within 3 hours of placement under the same curing conditions as the project.

For projects that require bridge decks to be open to traffic with less than 3 hours of cure time, perform quality control testing. For material extended with aggregates, perform cylinder breaks per ASTM C39. Make a minimum of two compressive strength test cylinders per shift per batch plant and cure under the same conditions as the deck patches. For material not using coarse aggregates, perform cube breaks per ASTM C109. Make a minimum of two compressive strength test cubes per shift per batch plant and cure under the same conditions as the deck patches. Provide test results to the engineer showing 3000 psi strength is obtained prior to opening the bridge deck to traffic.

For projects requiring ASTM C39 or ASTM C109 testing, furnish a department-certified mobile laboratory to perform the testing.

C Construction

Clean and prepare the area to be patched per the manufacturer’s recommendations and as follows. After sawed deck preparation work is complete, blast clean the area and any exposed reinforcing steel. Thoroughly clean the surface upon which the new patch material is to be placed by brooming and using air pressure to remove all loose particles and dust. Apply a bonding agent, as necessary and as recommend by the patch material manufacturer, to surfaces to be covered by patch material.

Place patch material to produce plane surfaces that conform to the grade and elevation of the adjoining surfaces. Where a polymer or asphalt overlay will not be placed over the patch, finish the surface by tining or applying exposed angular aggregate as approved by the engineer. Where a polymer or asphalt overlay will be placed over the patch, shotblast the patch in the same fashion as the remainder of the bridge deck.

D Measurement

The department will measure Rapid Set Deck Repair in volume by the cubic yard, acceptably completed.

E Payment

The department will pay for measured quantities at the contract unit price under the following bid item:

ITEM NUMBER	DESCRIPTION	UNIT
SPV.0035.01	Rapid Set Deck Repair	CY

Payment is full compensation for furnishing, hauling, preparing, placing, finishing, curing, and protecting all materials; and for materials quality control testing.

38. Inlets 2x3-FT Modified, Item SPV.0060.01.

A Description

This special provision describes providing inlets 2x3-FT modified as the plans show conforming to standard spec 611 as modified in this special provision.

B (Vacant)

C (Vacant)

D Measurement

The department will measure Inlets 2x3-FT Modified by each unit in place, furnished, installed, and acceptable completed.

E Payment

The department will pay for measured quantities at the contract unit price under the following bid item:

ITEM NUMBER	DESCRIPTION	UNIT
SPV.0060.01	Inlets 2x3-FT Modified	EACH

Payment is full compensation for furnishing all materials, including masonry, conduit, sewer connections, and other fittings; for excavating, backfilling, and for cleaning out and restoring the site; except that the department will pay for covers, including frames, grates, and lids separately.

39. Inlet Covers Type 27-M Bolted, Item SPV.0060.02.

A Description

This special provision describes providing inlet covers type 27-M bolted as the plans show conforming to standard spec 611 as modified in this special provision.

B (Vacant)

C (Vacant)

D Measurement

The department will measure Inlet Covers Type 27-M Bolted by each unit in place, furnished, installed, and acceptably completed.

E Payment

The department will pay for measured quantities at the contract unit price under the following bid item:

ITEM NUMBER	DESCRIPTION	UNIT
SPV.0060.02	Inlet Covers Type 27-M Bolted	EACH

Payment is full compensation for providing new covers, including frames and grates, bolts, and all other required materials; and for installing and adjusting each cover.

40. Temporary Support B-70-132, Item SPV.0060.03.

A Description

This special provision describes the design, construction, maintenance, and removal of a temporary support system for staged construction of a bridge deck as shown on the contract plans.

B Materials

Furnish materials conforming to standard spec part 5: Structures.

B.1 Design

All dead, live, and construction loading conditions shall be determined by the contractor.

B.2 Plan Requirements and Submittals

Provide plans and submit conforming to standard spec 526.3.3.

C Construction

Construct the temporary support system conforming to standard spec 526.3.4.

D Measurement

The department will measure Temporary Support B-70-132 as each support, acceptably completed.

E Payment

The department will pay for measured quantities at the contract unit price under the following bid item:

ITEM NUMBER	DESCRIPTION	UNIT
SPV.0060.03	Temporary Support B-70-132	EACH

Payment for Temporary Support B-70-132 is full compensation for designing, constructing, maintaining, and removing the temporary support system as called for in the plans.

41. Reset Existing Bearings, Item SPV.0060.04.

A Description

This special provision describes raising the girders on Structure B-70-406, resetting the bearings at Pier 4, and lowering the bridge back on bearings as shown on the plans, as directed by the engineer, and as hereinafter provided.

B (Vacant)

C Construction

The contractor is responsible for accomplishing the work in such a way so that no damage or loss of stability is done to the bearings, the prestressed girders, or the concrete bridge elements during completion of this work.

Support jacks on or adjacent to existing substructure units. Use a sufficient number of jacks so that the entire bridge width is raised simultaneously.

Prior to bridge jacking and prior to resizing the anchor bolt holes in the masonry plate, the contractor shall ensure that the proposed holes will accommodate the required shift for the masonry plates. Prior to shifting the masonry plates, the contractor shall mark the location of existing masonry plates for visual inspection.

Enlarge the existing bolt holes of the masonry plate as noted in the plans. Keep the existing anchor bolts in place on the substructure. Raise the structure's girders and then move the expansion bearings per the bearing modification table. As given on the plan, use new steel plate with PTFE surface.

All bearings along a centerline of bearing shall be reset within a single cycle of bridge jacking. The contractor shall jack the entire bridge width at the same time and maintain the same height gradient as the beam seats. The jacking height on any girder for any bearing resetting method shall not exceed a maximum of 3/4-inch.

The contractor shall lower the entire bridge width at the same time and maintain the same height gradient as the beam seats. Slowly transfer the bridge load supported by jacks onto all bearings simultaneously in such a way that the bearings are not overstressed.

Submit plans and obtain prior approval from the engineer for the method of raising and supporting the superstructure. Show type of jacks, size and capacity of jacks, shoring or falsework, and sequence of work in the plan.

D Measurement

The department will measure Reset Existing Bearings as each individual bearing, acceptably completed.

E Payment

The department will pay for the measured quantities at the contract unit price under the following bid item:

ITEM NUMBER	DESCRIPTION	UNIT
SPV.0060.04	Reset Existing Bearings	EACH

Payment is full compensation for furnishing all equipment and shoring, jacking and supporting the girders, resetting the bearing per the bearing modification table, and lowering the bridge back on bearing.

42. Salvage and Reinstall Steel Plate Beam Guard, Item SPV.0090.06

A Description

This special provision describes removing and salvaging the existing steel plate beam guard, providing replacement components, and reinstalling the beam guard as shown in the plans or as directed by the engineer, and as hereinafter provided.

B Materials

For components of the beam guard replaced as part of the bid item, conform to standard spec 614.2. The contractor shall provide replacement parts compatible with the existing system. Furnish new nuts, washers, and bolts.

C Construction

Dismantle and remove the rail, posts, blocks, and other components the salvaged bid item indicates from the location in the plans. Minimize damage to reusable materials. Do not cut material that would otherwise be reusable. Replace wood posts and blocks deemed unsalvageable by the engineer upon inspection. Replace contractor damaged materials that are to remain in place or to be reinstalled at no cost to the department. Remove and dispose of all unwanted or damaged materials.

Stockpile reusable materials in an engineer approved location on the project. Reinstall the salvaged beam guard at the locations the plan designates, or as directed by the engineer. Replace all existing hardware (nuts, washers, and bolts) with new hardware.

D Measurement

The department will measure Salvage and Reinstall Steel Plate Beam Guard by the linear foot, acceptably completed.

E Payment

The department will pay for the measured quantity at the contract unit price under the following bid item:

ITEM NUMBER	DESCRIPTION	UNIT
SPV.0090.06	Salvage and Reinstall Steel Plate Beam Guard	LF

Payment is full compensation for dismantling and stockpiling reusable beam guard elements; for removing and disposing of unwanted or damaged materials; for providing and installing any missing components; for supplying new wood posts and blocks to replace those deemed unsalvageable; for

providing and installing new hardware; for setting and driving posts; for reinstalling beam guard; for excavating, backfilling, and disposing of surplus material.

43. Cured in Place Pipe Liner, 12-Inch, Item SPV.0090.01.

A Description

This special provision describes furnishing and installing cured-in-place pipe (CIPP) liners for culvert or storm sewer.

B Materials

B.1 General

Provide a system that has a minimum of 500,000 feet or 1,000 lined sections of successful installations in the United States and that has been continuously available and in service for a minimum of 5 years.

Provide documentation of testing to confirm a minimum 50-year design life for the liner.

B.2 Flexible Tube

Furnish a flexible tube meeting the requirements of ASTM F1216 or ASTM F1743 consisting of one or more layers of flexible needled felt or an equivalent non-woven material, or a combination of non-woven and woven materials which are compatible with a resin impregnated curing process.

Construct the tube to; withstand installation pressures and curing temperatures, have sufficient strength to bridge missing pipe, stretch to fit irregular pipe sections, invert smoothly around bends, and be compatible with the chosen resin system.

Manufacture tube to a size that, once installed, will tightly fit the internal circumference and length of the original pipe as verified by the contractor. Make allowance for circumferential stretching during inversion. Fabricate seams in the tube stronger than the unseamed material. Do not utilize overlapped layers of felt in longitudinal seams that cause lumps in the final product. Form spirally formed and sewn joints for length as required. Do not form joints perpendicular to the long axis.

Mark the tube for distance at regular intervals along its entire length, not to exceed 5 feet. Include the manufacturers name or identifying symbol.

Coat the outside layer of the tube (before wetout) with an impermeable, flexible membrane that will contain the resin and facilitate monitoring of resin saturation during the resin impregnation (wetout) procedure.

B.3 Resin

Furnish a corrosion resistant polyester, vinyl ester, or epoxy and catalyst resin system that when properly cured within the tube creates a composite that meets the requirements of ASTM F1216, ASTM D5813, and ASTM F1743, the physical properties in this specification, and those requirements which are to be utilized in the design of the CIPP for the specific project.

Provide a resin and catalyst system that is compatible with the installation process, when cured will comply with the structural and chemical resistance requirements of this specification and can cure in the presence or absence of water. Provide quantities of liquid thermostating materials per the manufacturer's standards to provide lining thickness required.

The resin may contain fillers for viscosity control, fire retardance, air release, or extension of pot life. Viscosity can be controlled by adding thixotropic agents that do not interfere with visual inspection. The resin can contain pigments, dyes, or colors that do not interfere with visual inspection of the resin-impregnated pipe liner.

B.4 Structural Requirements

Design Variable	Value
Culvert Inside Diameter	12-Inch
Soil Density: w	120 pcf
Live Load: W_s	Follow AASHTO LRFD Bridge Design Specifications (AASHTO, 2012) Article 3.6.1.2.6
Minimum Height of Water above Culvert Crown: H_w	Station 1201'NB'+50 = 24" Station 1217'NB'+43 = 24" Station 1226'NB'+63 = 24" Station 1275'NB'+50 = 24" Station 1280'NB'+09 = 24"
Height of Soil above Culvert Crown: H	Station 1201'NB'+50 = ~4' Station 1217'NB'+43 = ~4.1' Station 1226'NB'+63 = ~4.8' Station 1275'NB'+50 = ~6.3' Station 1280'NB'+09 = ~5.3'
Culvert Deflection: Δ	2% minimum. To be verified by liner designer.
Enhancement Factor: 'K'	7
Modulus of Soil Reaction E_s 's	Follow AASHTO LRFD Bridge Design Specifications (AASHTO, 2012) Article 12.12.3.5.1
Long-term Modulus of Elasticity of CIPP Liner: E_L	125,000 psi minimum, 50% of initial value in ASTM F1216. Actual value per the manufacturer can be used. Provide supporting data verified by independent testing.
Factor of Safety: N	2
Flexural Stress	4,500 psi

A minimum of 14 days prior to delivery of the liner materials, submit design calculations prepared by an engineer licensed in the State of Wisconsin that meet the requirements of the manufacturer and that are designed as per ASTM F1216, Appendix XI. For the fully deteriorated condition assume no bonding to the original pipe wall for the CIPP design. Verify the Long-Term Flexural Modulus used in design by independent testing and provide documentation to the department. Do not exceed 50% of the short-term values for the Long-Term Modulus in design. CIPP thickness shall not be less than that which is computed from the design requirements in the table below, for resin systems with physical properties shown.

Follow the design equations outlined in ASTM F1216, Appendix X1 for cured-in-place-pipe liners (CIPP) installed by either the pulled-in-place or inversion method. Assume a partially deteriorated pipe condition.

CIPP Design Criteria and Minimum Physical Properties

Base the required structural CIPP wall thickness, at a minimum, on the physical properties listed in this section, under the liner thickness calculations noted above, and according to the Design Equations in Appendix X1 of ASTM F1216.

B.5 Experience and Quality Control

Demonstrate a minimum of 5 years' experience in the installation of cured in place liners by the installation contractor with at least five projects in that time totally over 5,000 feet over installed liner.

Provide an experienced inspector or supervisor, who completed the NASSCO cured-in-place-pipe inspector training class or equivalent and has at least 3 years' experience with cured in place pipe liner installation, to observe the installation of CIPP liner.

Furnish a detailed installation and quality control plan, to be discussed at the preconstruction meeting outlining measures to assure the quality requirements of the contract are met including but not limited to;

- Method of installation including curing methods and resin type.
- Resin/catalyst product names and mixing ratios
- Manufacturer's product literature, and application and installation requirements for materials used in the liner including
 - Maximum, minimum and ideal installation temperatures
 - Minimum pressure required to hold tube tight to the host conduit and maximum pressure so not damage the tube
 - Curing times including heat sink effects
 - Maximum pulling forces as applicable
- Manufacturer's product certifications for materials used in the liner including documentation of testing to confirm a minimum 50-year design life for the liner, adherence to applicable ASTM standards and safety data sheets
- Liner testing compliance
- Resin to felt ratio by weight requirements
- Proposed quality controls checks that will be performed and in place by the contractor
- Product sampling, liner thickness compliance, and notification/resolution of observed liner defects and/or wrinkling observed by the contractor during post lining televising operations.
- Defined responsibilities, as assigned to specific contractor's personnel, for assuring that all the quality assurances are met.
- An outline of specific repair or replacement procedures for potential defects that may occur in the installed CIPP. Provide recommended repair/replacement procedures per the CIPP system manufacturer.
- An odor control plan that will show project specific odors will be minimized at the project site and surrounding area.

B.6 Quality and Inspection Report

Submit a report of the inspection and quality activities performed during and after lining. Complete the report according to NASSCO PACP standards or engineer approved equal.

Provide pre and post lining video inspection files upon completion of the lining. Format files for viewing on a standard PC without additional media software. Perform video work according to NASSCO PACP standards or engineer approved equal.

B.7 Wetout Tube

Provide a wetout tube that has a uniform thickness such that when compressed at installation pressures it will equal or exceed the minimum design CIPP wall thickness, is homogeneous across the entire wall thickness, and contains no intermediate or encapsulated elastomeric layers. Furnish a tube without material in the tube that may cause delamination in the cured CIPP and without dry or unsaturated layers.

B.8 Cured Liner Properties

B.8.1 Color

Provide a tube where the cured interior pipe surface after installation is a light reflective color so that a clear, detailed examination with closed circuit television inspection can be made.

B.8.2 Chemical Resistance

Provide a tube meeting the chemical resistance requirements of ASTM F1216, Appendix X2. Provide samples for testing of tube and resin similar to that proposed for actual construction. It is required that CIPP samples with and without plastic coating meets these chemical testing requirements.

B.8.3 Hydraulic Capacity

Maintain the overall hydraulic profile as large as possible with the CIPP having a minimum of the full flow capacity of the original pipe before rehabilitation. Calculated capacities may be derived using a commonly accepted roughness coefficient for the existing pipe material taking into consideration its age and condition. For this application assume a Manning's value of 0.024 for the existing pipe and 0.018 for the CIPP lined pipe.

B.9 Bypass Plan

Provide a plan of any proposed bypassing or water diversion operations. Size pump or bypass lines of adequate capacity to handle anticipated flows.

- Construction

C.1 General

The department will locate and designate all right-of-way areas open and accessible for the work and provide rights of access to these points. If a shoulder must be closed to traffic because of the work, institute the actions necessary to do this upon concurrence of the department for the mutually agreed time period.

C.2 Inspection of Pipeline

Inspect the interior of the pipeline carefully to determine the location of any conditions which may prevent proper installation of CIPP into the pipelines, note these so that these conditions can be corrected. Keep a digital video and suitable log for later reference by the department.

C.3 Removal of Damaged Culvert

Remove or repair any portion of the existing culvert protruding beyond the interior of the culvert to prevent loss of hydraulic capacity or damage to the installed liner.

C.4 Surface Preparation/Cleaning

Thoroughly clean the interior of the culvert prior the insertion of the liner. High pressure water is the most common method. Utilize hand operated power tools or mechanical equipment where high pressure water does not remove deposits or debris. Properly dispose of all sediment removed from the cleaning process.

C.5 Repair Techniques & Material Installation

Fill any voids in the host pipe that cannot be bridged by a preliner prior to the installation of the CIPP liner. Small gaps and offsets in the pipe culvert joints can be bridged by the CIPP liner. Repair significant gaps and offsets and stop water infiltration that may impact CIPP curing.

C.6 Installation

C.6.1 Preparation of Liner

Designate location where uncured resin in original containers and unimpregnated liner will be vacuum impregnated prior to installation. Allow the engineer to inspect materials and "wet out" procedure.

C.6.2 Resin Impregnation

Impregnate liner tube with resin in a controlled environmental not more than 24 hours before proposed time of installation and store it out of direct sunlight at temperature less than 40 degrees F. Transport resin impregnated liner to site immediately prior to inversion in suitable lightproof container with temperature maintained below 40 degrees F.

Use a sufficient quantity of resin for tube impregnation to fill the volume of air voids in the tube with additional allowances for polymerization shrinkage and the loss of resin through cracks and irregularities in the original pipe wall. Use a vacuum impregnation process and rollers to thoroughly saturate the felt tube. Place the point of vacuum no further than 25 feet from the point of initial resin introduction to ensure thorough resin saturation throughout the length of the felt tube.

Place vacuum points no further than 75 feet from the leading edge of the resin after vacuum in the tube is established. The leading edge of the resin slug shall be as near to perpendicular as possible. Use a roller system to uniformly distribute the resin throughout the tube. When using an alternate method of resin impregnation, the method must produce the same results. Any alternate resin impregnation method must be documented by the manufacturer and approved by the department. Keep the wetted-out tube in a refrigerated truck until it is inserted.

Do not deliver or install a resin impregnated liner with signs of premature curing.

C.6.3 Liner Insertion

Install cured-in-place pipe according to ASTM F1216 or ASTM F1743.

Position the wetout tube in the pipeline using either inversion or a pull-in method. If pulled into place, utilize a power winch and exercise care so as not to damage the tube as a result of pull-in friction. The tube should be pulled-in or inverted through an existing sewer access structure or via end of pipe and fully extend to the designated termination point.

If required, provide only lubricants that are non-toxic, have no detrimental impacts on the liner, and will not support the growth of bacteria.

Place thermocouples or similar temperature gauges inside the tube at the invert level of each end to monitor the temperature during the cure cycle.

C.7 Curing Liner

After inversion is complete, provide a heat source with suitable monitors to gauge temperature of incoming and outgoing water supply and provide water recirculation equipment capable of delivering hot water throughout section to uniformly raise water temperature above temperature required to effect cure of resin. Cure and cool by utilizing circulated hot and cold water respectively under hydrostatic pressure according to the manufacturer's recommended cure schedule. Monitor temperature to verify that the curing recommendations from the manufacturer are achieved.

Hold liner tight against the host pipe during curing within the minimum and maximum range of pressures provided by the manufacturer.

Initial cure is completed when inspection of exposed portions of liner are hard and sound and remote temperature sensor indicates that temperature is of magnitude to realize an exotherm. Cure for the duration recommended by resin manufacturer. After initial cure is reached raise and maintain the temperature to the post cure temperature called for by the manufacturer. Consider the existing pipe material, the resin system, and ground conditions (temperature, moisture level, thermal conductivity of the soil).

Cool hardened liner to temperature below 100 degrees F before relieving static head in inversion standpipe. Cool down by introduction of cool water into inversion standpipe to replace water being drained from downstream end. Take care in release of static head so that vacuum will not be developed that could damage newly installed liner.

Once cured, the cured-in-place pipe should be continuous and tight fitting. Cut the pipe liner neatly and smoothly at each end of the host pipe to prevent snagging and collection of debris.

C.8 Quality Control and Testing

Prepare cured liner samples and test physical properties according to ASTM F1216 or ASTM F1743, Section 8, using either method proposed. Test for conformance with the manufacturer's final CIPP design values and the CIPP Design Criteria requirement of this special provision including flexural properties listed. CIPP products in which the pipe wall is cured while not in direct contact with the pressurizing fluid (e.g., a removable bladder) must be tested by an alternative method approved by the department.

Provide documentation of quality checks performed according to this part and as described in the project quality control plan.

C.9 Workmanship and Inspection

Inspect the cured-in-place pipe for a strong and uniform bond between layers. Test that any two layers can not be separated with a probe or point of a knife blade so that the layers separate cleanly, or the probe or knife blade moves freely between the layers. Cut new samples from the work if separation of the layers occurs during testing of field samples. Any reoccurrence may cause rejection of the work.

Perform an initial visual inspection with the department according to ASTM F1743, Section 8.6. Perform final inspection with closed circuit television. Inspect to determine if the CIPP is formed tightly against the pipe sidewall, free of significant visual defects, deflection, holes, leaks and other defects. Inspect for tight seals at the manhole or endwall openings with no annular gaps. Repair areas with evidence of any obstruction, uncured spots, infiltration of groundwater, lifts or incomplete repair by re-lining or spot repair—replacement including street repair with no additional payment. Any excavation or restoration necessary is incidental with no additional payment.

Upon acceptance of the installation work and testing, restore the project area affected by the operations to its original condition.

C.9 Environmental Considerations

CIPP installations involve the use of chemicals and temperatures that could be harmful to aquatic life. As a result, the installation of a CIPP liner requires careful planning and execution to reduce the potential for environmental impacts, especially to the downstream receiving waters. Capture all process water used in the curing. Once cured, thoroughly rinse the liner and properly dispose of the rinse water. Transport the captured waters to a local wastewater treatment facility capable of treating the impacted water. Verify that the local wastewater facilities have the capabilities and capacity to handle the impacted water.

D Measurement

The department will measure Cured in Place Pipe Liner, 12-Inch in place per linear foot.

E Payment

The department will pay for measured quantities at the contract unit price under the following bid item:

ITEM NUMBER	DESCRIPTION	UNIT
SPV.0090.01	Cured in Place Pipe Liner, 12-Inch	LF

Payment is full compensation for furnishing required bypass pumping or flow diversion, cleaning of the host pipe, gap, void and offset repair in the host pipe, and disposal of curing and cleaning water necessary to complete the contract work according to the above stated specifications.

44. Glare Screens Temporary, Item SPV.0090.02.

A Description

This special provision describes providing, maintaining, and removing a modular paddle glare guard system on concrete barrier temporary precast at locations the plans show.

B Materials

Glare guard units shall be modular units consisting of vertical blades, bases, and a horizontal base rail. The paddle devices shall be a minimum of 24-inches in height and be constructed of durable, impact resistant, non-warping flexible materials.

Units shall be modular in design to provide for portability, quick repair and easy installation. The cumulative nominal length of the modular units shall equal the length of the temporary barrier on which they are installed so that the joint between the barrier sections shall not be spanned by any one unit. Units shall not alter the design of the concrete barrier.

The relative connection strengths between various components of the assembly shall be designed to minimize the potential impact and debris hazard to approaching traffic and to simplify repairs. The modular units shall be fabricated in a manner to allow replacement of individual blades while the modular unit remains in place.

The blade, base and rail shall be made of high impact materials with sufficient strength to withstand three impacts from a horizontal steel bar traveling at 40 mph and impacting at mid-height of the blade. After three impacts, there shall be no evidence of cracking, splitting, delaminating or separation from the system.

The paddle glare guard provided shall be a material manufactured by Safe-Hit Corporation, 70 W Madison Street, Suite 2350, Chicago IL 60602; Carsonite International, 19845 U.S. Highway 76, Newberry, SC 29108; Flexstake Incorporated, 2150 Andrea Lane, Fort Myers, Florida, 33912; or equal.

C Construction

Attachment of the base rail to the top of the concrete barrier temporary precast shall be by means of a mechanical or adhesive system with a minimum pullout and shear of 3000 psi. All mounting hardware shall be as specified by the manufacturer.

D Measurement

The department will measure Glare Screens Temporary by the linear foot of paddle glare guard, acceptably completed.

E Payment

The department will pay for measured quantities at the contract unit price under the following bid item:

ITEM NUMBER	DESCRIPTION	UNIT
SPV.0090.02	Glare Screens Temporary	LF

Payment is full compensation for furnishing, installing, maintaining and removing the Glare Screens Temporary.

ner-603-015 (20180411)

45. Bridge Deck Crack Sealing, Item SPV.0090.03.

A Description

This special provision describes sealing and repairing cracks in the bridge deck with a two-part low viscosity urethane or epoxy resin according to the plan details, manufacturer’s recommendations or requirements, and as hereinafter provided.

B Materials

Provide a commercial low-viscosity crack sealer selected from the department’s approved products list for Structures, Low viscosity bridge deck sealers located on the department’s website. Before using, submit the product information to the engineer for approval.

C Construction

C.1 Preparation

Clean all cracks to be sealed by mechanical means, i.e. sandblasting, high-pressure air, etc., as approved by the department. Cracks should be free of dirt, oil, dust and foreign objects. All surfaces must be clean and dry. Follow additional preparation requirements recommended or required by the manufacturer.

C.2 Mixing and Application

If mixing is necessary, mix and apply according to the manufacturer’s recommendations. Application may be by gravity feed if the product is designed for such an application. Use cartridges and cartridge guns provided by the manufacturer or bulk mixing following the manufacturer’s instructions for larger batches.

C.3 Surface Cracks

Follow manufacturer’s recommendations for preparation and placement. When necessary, per manufacturer’s recommendations, manufactured sand may be used to fill cracks prior to sealant. Work with one small section at a time. Fill all repair areas to grade. Follow manufacturer’s recommendations for handling excess material and clean up.

D Measurement

The department will measure Bridge Deck Crack Sealing by the linear feet of work, acceptably completed.

E Payment

The department will pay for measured quantities at the contract unit price under the following bid item:

ITEM NUMBER	DESCRIPTION	UNIT
SPV.0090.03	Bridge Deck Crack Sealing	LF

Payment is full compensation for cleaning and drying the cracks; furnishing and placing the sealant; furnishing and placing small quantities of manufactured sand.

46. Joint Sealing, Item SPV.0090.04

A Description

This special provision describes furnishing and installing joint sealer as shown on the plans, and as hereinafter provided.

B Materials

Furnish a sealant material meeting the requirements of ASTM D6690 Type II: Joint and Crack Sealants, Hot Applied, for Asphalt and Concrete Pavements. Deliver the sealant in the manufacturer's original sealed container legibly marked with the following information:

- Manufacturer's name
- Trade name of sealant
- Manufacturer's batch or lot number
- ASTM D6690, Type II
- Minimum application temperature
- Maximum (or safe) heating temperature

Prior to commencing work, provide the engineer with a certificate of compliance along with a copy of the manufacturer's recommendations pertaining to heating and application of the sealant.

C Construction

Add the following to standard spec 415.3 as follows:

Joints shall not be sealed until after they have been inspected and approved by the engineer.

Application of joint sealer shall be made when the joint surfaces are clean and dry.

Immediately before sealing joint, thoroughly clean joint to remove existing joint sealing material and other foreign material. Joints shall be cleaned and dried to accept the sealing material according to the manufacturer's recommendations.

D Measurement

The department will measure Joint Sealing by the linear foot in place along the joint, acceptably completed.

E Payment

The department will pay for measured quantities at the contract unit price under the following bid item:

ITEM NUMBER	DESCRIPTION	UNIT
SPV.0090.04	Joint Sealing	LF

Payment is full compensation for cleaning the joints, furnishing, and applying the sealant.

47. Foundation Drilling 42-Inch Diameter, Item SPV.0090.05.

A Description

This special provision describes drilling holes for the steel posts for noise walls.

B (Vacant)

C Construction

Submit the proposed method for foundation drilling before beginning construction.

Drill holes to the diameter and depth the plans show. If necessary, use casing or alternative engineer-approved methods to maintain an open hole. If bentonite or other slurry is used to maintain an open hole, prevent spillage of the slurry into adjacent waterways. Locate the holes within the following tolerances:

Horizontal Location: 3 inches
Vertical Location: 1 inch
Vertical Alignment: 1/8 inch per foot

D Measurement

The department will measure the Foundation Drilling 42-Inch Diameter by the linear foot, acceptably completed, measured from the bottom of the hole to the top of the foundation footing.

E Payment

The department will pay for measured quantities at the contract unit price under the following bid item:

ITEM NUMBER	DESCRIPTION	UNIT
SPV.0090.05	Foundation Drilling 42-Inch Diameter	LF

Payment is full compensation for drilling holes; for furnishing casing or alternative drilling methods; and, if rock is encountered, for coring rock.

48. Noise Barrier Panels Double-Sided Sound Absorptive N-70-0009, Item SPV.0165.01.

A Description

This special provision describes designing, fabricating, transporting, and erecting composite concrete double-sided sound absorptive noise barriers as the plans show and conforming to department-approved installation specifications.

B Noise Wall System

B.1 System Pre-Qualification and Selection

The noise wall system supplied must be pre-qualified by the department. The department maintains a list of pre-qualified systems which can be viewed online at:

<https://wisconsin.gov/Pages/doing-bus/eng-consultants/cnsit-rsrcs/tools/appr-prod/default.aspx>

Systems eligible for use on this project shall be pre-qualified before the award of this contract.

Provide the name of the selected system, and the intended fabricator to the engineer within 25 days after award of the contract. Schedule a pre-design meeting with the engineer subsequent to award of the contract and before beginning design of the noise barrier. A representative of the fabricator of the noise barrier components shall attend this meeting.

B.2 Design

B.2.1 Structural Design

The structural design of the noise barrier system shall conform to the current edition of "AASHTO LRFD Bridge Design Specifications" published by the American Association of State Highway and Transportation Officials (AASHTO), 444 North Capitol Street, NW, Suite 225, Washington, DC 20001, with the following exceptions:

The minimum design wind pressure shall be as specified on the plans. All wind loads shall be applied perpendicular to the barrier, alternately in each direction.

In addition to wind loads, design the bottom noise barrier panel to support the dead load (weight) of the panels directly above it and its own dead load. Assume this dead load to be distributed uniformly across the bottom panel acting as a simple beam supported at the posts.

Bottom noise barrier panels shall have a minimum amount of perimeter reinforcement of a #4 bar which shall be continuous around the corners. Reinforcing steel in the concrete core of noise barrier panels shall have a minimum clear cover of 1 inch. Clear cover does not include sound absorptive material. Design the reinforced concrete core to resist the loads without considering any composite action from other material in the panel.

Provide a neoprene bearing pad or equivalent material of 1/4 inch minimum thickness between the foundation and the bottom panels. The allowable bearing stress shall not exceed 900 psi. Precast concrete pedestals placed between the foundation and bottom panels shall be reinforced if over 1'-0" high. The bearing pads shall be preformed EPDM rubber conforming to ASTM D-2000, Grade 2, Type A, Class A with a minimum Durometer Hardness of 80.

B.2.2 Barrier Profile

Unless the plans show or the engineer approves otherwise, design the top of the noise barrier to be horizontal and at or above the acoustic elevation line the plans show. The bottom elevation of the noise barrier shall be as the plans show. Changes in elevation shall be accomplished by stepping sections at posts. Steps shall not exceed 3-feet in height. All joints shall be horizontal or vertical and shall be aligned with the adjacent panels.

B.2.3 Panel Orientation

Design the panels to prevent entrapment and ponding of water. Avoid inadvertently providing areas for perching, nesting of birds or collecting of dirt and debris in the design of the noise barrier system.

B.2.4 Sound Transmission Loss (TL)

Design the noise barrier panel material to achieve a transmission loss equal to or greater than 20 decibels in all test frequency bands, as referenced in ASTM E90.

B.2.5 Noise Reduction Coefficient (NRC)

Design the noise barrier system so that the highway sides of the noise barrier panels have a minimum NRC of 0.80 and the residential sides have a minimum NRC of 0.70 as referenced in ASTM C423.

B.3 Materials

Required material certifications and testing are the responsibility of the contractor. All certifications and test reports shall carry the name and address of the fabrication facility where the specific material was produced.

B.3.1 Concrete Masonry

Provide grade A concrete conforming to standard spec 501 as modified in standard spec 716 for concrete posts and the core component of composite concrete sound absorbing panels. Provide QMP for class II ancillary concrete as specified in standard spec 716.

B.3.2 Materials Testing General

All test reports shall carry the name and address of the laboratory where testing was performed, and the name of the person in responsible charge of the specific tests for which data is presented. Materials tested shall be representative of materials manufactured for this specific contract. Panels tested or from which samples will be taken will be selected and appropriately marked by the engineer either at the manufacturer's plant or from panels delivered to the project at the engineer's option.

Testing as detailed below is required for each lot of material not to exceed 100,000 SF of noise barrier produced. Conduct testing on panels within the first 30,000 SF of production of each lot not exceeding 100,000 SF. For projects that do not exceed 100,000 SF, a minimum of two lots of material will represent the project, each lot representing equivalent square footage. The first set of tests conducted for projects that do not exceed 100,000 SF shall be within the first third of the total square footage of the project. Provide the shipping record of the samples to the laboratory within five days of sampling. Begin testing as soon as practicable after sampling.

Test all materials as fabricated, including any specified finishing.

B.3.2.1 Noise Reduction Coefficient (NRC)

Test noise barrier panels according to ASTM C423, and placed according to ASTM E795, mounting type A, to determine the noise reduction coefficient (NRC) of the material. Submit to the engineer an independent laboratory test report that shows that the noise barrier panels achieve an NRC as specified in B.2.6 for the highway side of the barrier.

B.3.2.2 Long-term Durability

Test all sound absorbing composite concrete and composite concrete components for long-term durability according to ASTM C672 and the following modifications and/or requirements:

B.3.2.2.1 Test Specimens

Three specimens of a full cross section of the composite panel at least 144 square inches in face area will be selected at random from the provided composite panel as defined in B.3. Sample specimens shall be representative of the manufacturer's continuous production operation, as selected and marked by the engineer. Specimens shall be 2D-symmetric and shaped according to the testing laboratory's accommodations.

Prepare the surfaces of the sample specimens for testing as follows. Brush the surfaces of the sample to remove any loose particles. Before testing, submerge the test specimens be submerged in water for a period of 24 hours before testing. Immediately following this, cover the specimens with the sodium chloride solution as stated below.

B.3.2.2.2 Test Procedure

Place samples in a 5 sided water tight container, fully submerged in a solution of sodium chloride (concentration 3% by mass). Maintain 1/4 inch of sodium chloride solution above the top surface of the fully submerged specimen within the container.

Subject the submerged specimens to continuous freeze-thaw cycles as follows:

After each five cycles, remove the salt solution and particles of deteriorated concrete from the slab and collect in a watertight container. The operation is best accomplished by tilting the slab in a funnel approximately 20 inches in diameter and washing the surface of the slab with a 3% sodium chloride solution. Continue this washing until all loose particles are removed from the sample. Strain the solution through a filter and dry the residue at 221 degrees Fahrenheit to a constant mass condition. Cumulatively weigh the residue after each five cycles. The dry residue is defined as the loss of mass. Calculate the loss of mass to the nearest 0.01 pounds per square foot, not including the exposed surface of any core material on the cast or cut edges. Visually rate the surfaces according to 10.1.5 of ASTM C672 including any delamination of the sound absorbing material from the concrete core for composite concrete materials. After each washing of each sample, re-establish the initial submerged condition with a new solution of 3% sodium chloride before continuing with freeze-thaw cycling.

Continue the test until 30 freeze-thaw cycles have been completed.

During the test position and support each specimen to allow free circulation of the test solution under, around, and over test pieces. Support the bottom of the specimens on blocks in a manner to facilitate movement of moisture through and around the test specimens.

B.3.2.2.3 Test Report

Submit to the engineer an independent testing laboratory test report which shows that all solid and composite concrete products meet or exceed the following criteria:

1. After 30 freeze-thaw cycles the test specimens shall not exhibit excessive deterioration in the form of cracks, spalls, aggregate disintegration, delamination or other objectionable features.
2. Compliance with the test requirements is based upon a loss of mass of not more than 0.2 pounds per square foot from the surface after 30 cycles of freezing and thawing.
3. The report shall include the following:
 - 3.1. Name of manufacturer.
 - 3.2. Location of production.
 - 3.3. Production description.
 - 3.4. Date product sample was cast.
 - 3.5. Date testing began.
 - 3.6. Specimen identification.
 - 3.7. 5x7-inch color photographs of the test specimens before and after the 30 cycles of freeze-thaw test showing both sound absorbing faces and at least one representative side view of a cut (not cast) face, and any defects.
 - 3.8. A graph of the cumulative mass loss of each specimen plotted against the number of freeze-thaw cycles for 5, 10, 15, 20, 25, and 30 freeze-thaw cycles.
 - 3.9. Visual rating according to ASTM C672 Section 10.1.5, including report of any delamination of the sound absorbing material from the concrete core for composite concrete components.

B.3.3 Materials Certification - General

Provide certification of compliance or sample fabrications as noted below. All material certifications shall reference the specific facility manufacturing the material and this contract. Certification is required for each lot of material not to exceed 100,000 SF of noise barrier produced and shall include dates of fabrication for the lot being certified. For projects that do not exceed 100,000 SF, a minimum of two lots of material will represent the project, each lot representing equivalent square footage.

B.3.3.1 Color and Surface Texture

Supply and deliver to the engineer a 3 foot x 5 foot minimum test panel for each panel type with the specified pattern and colors. Obtain the engineer's acceptance of the panel's pattern and color before production of the panels required for the contract. The accepted pattern and color test panels shall remain on the project site in a readily accessible location for the duration of the project. The accepted pattern and color sample panels will be the standard for all noise barriers on the project.

Manufacture noise barrier posts of the same materials throughout the project. Shop apply coating and coloring to the panels.

Unless otherwise shown and provided in the plans, wall pattern shall contain textures with relief features of sufficient depth and quantity to be distinguishable at an observation distance of 500 feet. The colors and textures chosen will be within the following parameters; however, at the discretion of the engineer, a single color and/or a single texture may be selected for either side of the noise barrier.

	FREEWAY SIDE	RESIDENTIAL SIDE
Number of colors	2	2
In the proportion of	75:25 (+/- 5%)	75:25 (+/-5%)
Number of textures	2	2
In the proportion of	75:25 (+/- 5%)	75:25 (+/- 5%)

The engineer will visually inspect panels for color consistency upon arrival at the project. The panels shall have no substantial variation in color from the accepted sample panel submitted for the project. All panels with substantial color variation will be rejected and shall be removed from the project.

B.3.3.2 Sound Transmission Loss (TL)

Submit to the engineer certification of compliance that the sound transmission loss of the panel material, when tested according to ASTM Standard E90, achieves a transmission loss as specified in B.2.5.

B.3.3.3 Accelerated Weathering

Submit to the engineer certification of compliance that all coatings on barrier components, with the exception of structural steel and wood components comply with the following requirements when tested according to ASTM Standard G155, G153, or G152 after 2400 hours of exposure on a cement-based test specimens:

1. No checking when rated according to ASTM D660.
2. No cracking when rated according to ASTM D661.
3. No blistering when rated according to ASTM D714.
4. No difference in adhesion between the unexposed control sample and an exposed sample when tested according to ASTM D3359, Method A.
5. No chalking less than #7 rating when rated according to ASTM D4214.
6. No color change greater than 5 NBS units when measured according to ASTM D2244, using illuminant D65 and the 1964 10-degree standard observer.

B.3.3.4 Corrosion Resistance (Salt Fog Exposure)

Submit to the engineer certification of compliance that all coated steel components, with the exception of structural steel, has a coating system that has been tested for corrosion resistance according to ASTM B117 and comply with the following requirements:

1. No checking when rated according to ASTM D660.
2. No blistering when rated according to ASTM D714.
3. No loss of adhesion when tested according to ASTM D3359 with no evidence of corrosion along the edges of the samples or along the score lines, or both, or other defects.

B.4 Project Submittal Requirements

Furnish required submittals according to the following:

B.4.1 Pre-Construction Submittals

A minimum of 14 days before beginning any shop or field work, submit the following documents to the engineer conforming to standard spec 105.2 with electronic submittal to the fabrication library under standard spec 105.2.2.

1. Structural design calculations
Design calculations shall be on 8 1/2 x 11-inch sheets, neatly bound with a title sheet listing the complete project identification number and sound barrier designation. Structural calculations shall be signed, sealed and dated by a professional engineer licensed in the State of Wisconsin.
2. Detailed design/shop drawings
Design/shop drawings shall conform to the contract plans and the requirements of these special provisions. The design/shop drawings shall consist of plan and profile sheets, details, explanatory notes, erection diagrams, aesthetic treatments, and other working plans. All dimensions, sizes of material, material information and other information necessary for the complete fabrication and construction of the noise barrier shall be designated on the appropriate sheets. The design/shop drawings shall be drawn to an appropriate scale on reproducible sheets 11 x 17 inches including borders. Each sheet shall carry the complete project identification number and noise barrier designation. Design/shop drawings shall be signed, sealed and dated by a professional engineer licensed in the State of Wisconsin.
3. Specifications regarding installation requirements and sequence of construction, including a detailed bill of materials.
4. Detailed color plan of the aesthetic treatments and finishes for the entire noise barrier.
5. Shipping, handling, and storage plan identifying methods or practices to limit post production damage.

Department review does not relieve the contractor from responsibility for errors or omissions on shop drawings.

B.4.2 Pre-Installation Submittals

Supply and deliver to the engineer the sample panel required under Section B.3.3.1 at least 14 calendar days before beginning production and/or installation of job materials. Acceptance of the sample panel will be by the engineer. If the panel is not acceptable, a second panel shall be produced and submitted for acceptance. Sample panel to be representative of quality for precast panel work after acceptance. Deliver test panels to the project field office unless otherwise specified by the engineer, for comparison purposes during production of project panels.

B.4.3 Payment Submittals

Submit certifications and test data as required under B.3 for all materials, including trade name of the products along with the name and address of the manufacturers.

B.4.4 Submittal Review

The engineer's review and acceptance of the drawings, calculations, and related material, submitted by the contractor, is for compliance with design intent only, and does not relieve the contractor from responsibility in regard to errors or omissions on said submittals.

The final accepted design documents and/or shop drawings will become a part of the contract. Any substitution of materials or dimensions contemplated by the contractor's submitted documents, different from materials or dimensions shown on the contract plans, shall be made only when approved by the engineer, and in such case, additional costs resulting from such substitution shall be borne by the contractor.

Ordering materials before department acceptance of submittals is at the contractor's risk.

C Construction

C.1 General

Construct the noise barriers at the locations the plans show, according to the contract specifications and design drawings and/or as the engineer directs. Deliver all sound absorbing composite concrete components to the project site as a finished component. A sound absorbing composite concrete system, which has the sound absorbing material glue-laminated or alternately affixed by a secondary adhesion method on the project site, will not be allowed.

Provide a minimum 10-day notice to the engineer of the date that the fabrication of the noise barrier material will begin.

Inspect all materials delivered to the construction site for proper dimensions, honeycombing, cracks, voids, surface defects, consistency in color and texture, and any other damage or imperfections, before installation.

If any part of the noise barrier material fails to comply with any requirements of the contract specification, the component shall either be corrected, permanently marked as unacceptable and be disposed of by the contractor or accepted at a reduced price. The decision will be made by the engineer and is dependent on the severity of the specification deviation.

Erect noise barriers to avoid conflict with any existing facilities or utilities to remain in place. Any damage caused by construction activities shall be repaired by the contractor at no cost to the department.

C.2 Name Plates

Provide name plates conforming to the requirements of standard spec 506.2.4. Install one name plate on each noise barrier at the location the plans show. Rigidly attach each plate to the barrier by a means approved by the engineer.

Compensation for furnishing and placing of name plates shall be included in the contract price for Noise Barriers, Double-Sided Sound Absorptive Structure and no additional compensation therefore will be allowed.

C.3 Structure Mounted Noise Barriers

Do not erect noise barriers mounted to bridge or retaining wall structures until after the concrete for bridge decks and parapets or retaining wall moment slabs and parapets have attained their specified 28-day strength.

For noise barriers mounted to moment slabs and parapets on top of MSE retaining walls, erection of the noise barrier is limited to two-thirds the height of the noise barrier acoustical line the plans show before placement of earth fill or pavement over the top of the moment slab as the plans show. Erection of the noise barrier in excess of two-thirds its height to the full height of the noise barrier acoustical line the plans show may not occur until after the earth fill or pavement structure over the top of the moment slab the plans show is complete.

C.4 Construction Tolerances

Install the posts and panels comprising the noise barrier plumb within 1/2 inch in 15 feet. Locate the posts to the line and grades as the plans show to within +/- 3/4 inch. Align horizontal joints of adjacent panels to a vertical tolerance of 1/4 inch. Where vertical adjustments are required for alignment, use a mortar base or steel shims. Galvanize and prime coat steel shims according to B.3.3.2.

D Measurement

The department will measure Noise Barrier Panels Double-Sided Sound Absorptive N-70-09 by the square foot, acceptably completed, as the area the original plans show plus engineer-approved modifications to the plan quantity caused by plan corrections or revisions.

E Payment

The department will pay for measured quantities at the contract unit price under the following bid item:

ITEM NUMBER	DESCRIPTION	UNIT
SPV.0165.01	Noise Barrier Panels Double-Sided Sound Absorptive N-70-09	SF

Payment is full compensation for providing noise barrier including coloring and aesthetic treatment on panels, preparing the design drawings and calculations, furnishing and delivering sample and test panels, materials testing, furnishing materials test reports and certifications, excavation, preparing the site, erecting panels, and disposing of waste materials.

49. Removing Rumble Strips, Item SPV.0180.01.

A Description

This special provision describes removing existing rumble strips located in existing concrete shoulder as the plans show. Conform to standard spec 204 and as follows.

B (Vacant)**C Construction**

Mill the existing rumble strips to a 2-inch minimum depth conforming to standard spec 204. Clean the milled area to place tack coat conforming to standard spec 455.

D Measurement

The department will measure Removing Rumble Strips in area by the square yard of existing rumble strips before removal by milling, acceptably completed.

E Payment

The department will pay for measured quantities at the contract unit price under the following bid item:

ITEM NUMBER	DESCRIPTION	UNIT
SPV.0180.01	Removing Rumble Strips	SY

Payment is full compensation for milling existing rumble strips; cleaning; and for properly disposing of all materials.

The department will pay separately for tack coat, and HMA Pavement 4 LT 58-28 S.

50. Resin Binder High Friction Surface Treatment, Item SPV.0180.02.**A Description**

This special provision describes providing a high friction surface treatment (HFST) composed of aggregate in a resin binder on HMA or concrete pavements.

B Materials**B.1 Resin Binder**

Supply a two-part thermosetting resin binder which is compatible with the pavement type, bonds to the pavement surface, holds the aggregate firmly in place in a broad range of climates including below-freezing temperatures, and meets the requirements specified in Table 1. Supply a primer if recommended by the resin binder manufacturer.

Table 1. Resin Binder Properties

Property	Requirements	Test Method*
Viscosity	7 – 30 poises	ASTM D2556 1-pint specimen
Gel Time	10-minute minimum	AASHTO M 235M/M 235 Type III
Ultimate Tensile Strength	2,000 – 5,000 psi @ 7 days	AASHTO M 235M/M 235 Type III
Elongation at Break	30% - 70% @ 7 days	AASHTO M 235M/M 235 Type III
Compressive Strength	≥ 1000 psi @ 3 hrs & ≥ 5000 psi @ 7 days	ASTM C579
Water Absorption	≤ 1.0 % @ 24-hr	AASHTO M 235M/M 235 Type III
Shore D Hardness	60 – 80 @ 7 days	ASTM D2240** Type 1 precision, Type D method
Cure Rate	≤ 3 hours (Dry Through Time)	ASTM D1640 50-55 wet mil thickness**
Adhesive Strength	250 psi @ 24 hours or 100% substrate failure	ASTM D4541**

- * Prepare samples per manufacturer's recommendation; cure two sets of specimens at $73 \pm 2^\circ$ F and at $50 \pm 2^\circ$ F; and test all specimens at $73 \pm 2^\circ$ F
- ** Conduct testing on applicable pavement type

B.2 Aggregate

Furnish calcined bauxite aggregate that is fractured or angular in shape; resistant to polishing and crushing; clean and free of surface moisture; free from silt, clay, asphalt, or other organic materials; compatible with the resin binder; and meet the properties and gradation requirements in Tables 2 and 3. Check with resin binder manufacturer for any compatibility requirements or concerns. **The calcined bauxite will be delivered to the construction site in clearly labeled packaging, which protects the aggregate from any contaminants on the jobsite and from exposure to rain or other moisture.**

Table 2. Aggregate Properties

Property	Requirements	Test Method
Moisture Content	$\leq 0.2\%$	AASHTO T 255
Fine Aggregate Angularity	$\geq 45\%$	AASHTO T 304, Method A
LA Wear	$\leq 10\%$ loss @ 100 revolutions and $\leq 25\%$ loss @ 500 revolutions	AASHTO T 96
Freeze-Thaw Soundness	$\leq 9\%$ loss @ 50, 16, or 25 cycles using Procedure A, B, or C, respectively	AASHTO T 103
Aluminum Oxide	$\geq 87\%$	ASTM C 25

Table 3. Aggregate Gradation (AASHTO T27)

Sieve Size	% Passing by Weight
No. 4	100
No. 6	95-100
No. 16	0-5
No. 30	0-1

B.3 Approval of High Friction Surface Treatment

A minimum of 20 working days before applying HFST, submit product data sheets and specifications from the manufacturer, and a certified test report from an independent laboratory verifying that the resin binder and the calcined bauxite aggregate meet all the requirements specified in Tables 1, 2 and 3. Documents must be dated within three years of project letting date; must be representative of the material used on the project.

If resin binder has not been previously used in Wisconsin, also submit a list of at least five reference projects where the resin binder has been used for similar applications and in locations that have similar climatic conditions as Wisconsin. Supply a description of the projects along with contact information of the facility owner.

If the engineer requests, provide samples of the resin binder and aggregate for department testing before applying HFST.

C Construction

C.1 General

The contractor will provide documentation showing HFST application experience from at least three previous projects completed for WisDOT or other agencies.

Conduct a meeting with the resin binder manufacturer representatives before applying HFST to establish procedures for maintaining optimum working conditions and coordination of the work. Submit recommended application procedures, including quality control practices, to the engineer for approval. Ensure that a resin binder manufacturer representative is on site to provide technical assistance and quality assurance during surface preparation and for application of HFST.

Ensure that the resin binder components maintain their original properties during storage and handling. Store all aggregate in a dry environment and protect from contaminants on the job site.

C.2 Pavement Surface Preparation

C.2.1. Pavement Surface Repair

Remove visibly unsound or disintegrated areas of the pavement surface as the plans show or the engineer directs.

Check with resin binder manufacturer to ensure that products used for pavement repairs or patches are compatible with the resin HFST. **Ensure that any new concrete or repairs are fully cured before placing the HFST.** Allow a minimum 30-day curing time after placing new asphalt or concrete pavement before installing the HFST.

C.2.2 Surface Preparation

Cover and protect utilities, drainage structures, expansion joints on bridge decks, and other structures within or adjacent to the application location to prevent materials from adhering to or entering those structures.

Remove pavement markings that are within the treatment area. Cover existing pavement markings adjacent to the application if they are to remain in place.

Pretreat all joints and cracks, or any portion of cracks, that are greater than ¼ inch wide, with the mixed binder resin system specified herein. Once the binder resin in the pretreated area has galled, the installation may proceed.

Completely remove any grease, oil or other deleterious materials resting on the pavement surface with a mild detergent solution, rinsed with clean potable water, and dried using a hot compressed air lance. Ensure the pavement surface has no curing compound, loosely bonded mortar, pavement marking, or other foreign matter resting on the pavement surface.

Sufficiently clean HMA pavement surface using mechanical sweepers and high-pressure air wash with sufficient oil traps, just before applying HFST. Mechanically sweep all surfaces to remove dirt, loose aggregate, debris, and deleterious material. Vacuum sweep or air wash using a minimum of 180 cfm of clean and dry compressed air, all surfaces to remove all dust, debris, and deleterious material. Maintain air lance perpendicular to the surface and the tip of the air lance within 12 in. of surface.

Clean concrete pavement surface by shot blasting and vacuum sweeping. Shot blast all surfaces to remove all curing compound, loosely bonded mortar, surface carbonation, and deleterious material. After shot blasting, vacuum sweep or air wash, with a minimum of 180 cfm of clean and dry compressed air, all surfaces to remove all dust, debris, and deleterious material. Maintain air lance perpendicular to the surface and the tip of the air lance within 12 in. of the surface.

If the engineer requires additional verification of adequate surface preparation of the pavement, test the bond strength according to ASTM D4541. The surface is acceptable if the tensile bond strength is greater than or equal to 250 psi, or failure is in the substrate. Repeat cleaning, and testing, if needed, until passing test results are obtained or the surface is acceptable to the engineer.

Keep vehicles and unnecessary equipment off the cleaned surface; only allow HFST application equipment on the clean surface. Apply HFST as soon as possible after pavement surface preparations are completed.

C.3 Application of the HFST

Do not apply the HFST if any of the following exists:

- Pavement surface is wet, damp, or has received rainfall in the previous 24 hours.
- Pavement surface is not sufficiently clean.
- Ambient air or pavement surface temperature is below 50° F or below the manufacturer's recommendations

- If the anticipated weather conditions would prevent adequate curing of the HFST.
- Rain is predicted before HFST completion or proper cure is achieved.
- Pavement preparation is inadequate or didn't pass pull-off test.

Close treatment areas to traffic until HFST is completely cured and pavement surface has been vacuum-swept.

Construct HFST to the full width of the existing pavement surface, or as the plans show. Extend the HFST application 2 to 3 feet onto the shoulders if application site is on a curve where no rumble strip exists. If the rumble strip exists, apply HFST only on the main lane not on the shoulder.

Apply a primer to the pavement surface if recommended by the resin binder manufacturer, and according to their application recommendations. Abide by the established quality control practices and adhere to any additional manufacturer recommendations for HFST application.

Blend and mix the resin binder components at the manufacturer's specified ratio using equipment capable of providing the desired results.

Apply the resin binder uniformly over the pavement surface manually or with automated equipment at a uniform thickness of 50-65 mils (25-32 ft²/gal). Use enough resin to cover the pavement surface and sufficiently embed half the thickness of the aggregate; do not apply so much that it covers the aggregate and creates a slick surface. Adjust application rate, as needed, based on the pavement surface type, profile, and condition.

If using automated equipment, the binder resin system manufacturer shall approve the use of automated continuous application device with their material. Ensure that the equipment features positive displacement, volumetric metering, and can store, mixing, heating, monitoring, and distributing the binder components at the proper mix ratio. Adjust the pressure and the speed of the equipment to achieve the proper application thickness. Coverage rate is based upon expected variance in the surface profile of the pavement.

Do not contaminate the wet binder or allow the binder material to separate or cure, and impair bonding of the aggregate.

Immediately after applying the resin binder, distribute a sufficient quantity of dry calcined bauxite aggregate to completely cover the resin binder by hand broadcasting or by using a standard chip spreader or equivalent machine. Ensure aggregate is placed within five minutes of the resin binder placement, before it begins to cure. When broadcasting, sprinkle or drop the aggregate onto the resin binder vertically. Do not distribute aggregate in a way that will cause it to roll in the resin binder before coming to a rest; do not push the aggregate into position with a broom or any other hand tool. If using a chip spreader, the machine shall follow closely behind the crew or equipment applying the resin binder. Immediately cover any visible wet or bare spots, or areas with excessive binder, with additional calcined bauxite aggregate before the resin binder begins to set.

Allow the HFST to properly cure, adhering to manufacturer recommendations for minimum cure times at applicable temperatures.

After the HFST is fully cured, remove excess loose surface aggregate by sweeping, blowing, or vacuuming. Do not tear or otherwise damage the surface. Excess calcined bauxite aggregate that is recovered by a vacuum sweeper can be reused if clean, uncontaminated and dry. Remove and replace damaged areas or areas with excess or insufficient aggregate coverage. Uncover pavement markings and repair damages that occur by covering and uncovering markings. Clean expansion joints, utilities, and drainage structures of all debris before opening to traffic.

Additionally, within 3 to 7 days after opening to traffic, the contractor shall vacuum sweep the pavement surface to remove loosened aggregate from the high friction surface area, the shoulders, and any other areas within and immediately adjacent to the HFST site.

D Measurement

The department will measure Resin Binder High Friction Surface Treatment by the square yard, acceptably completed.

E Payment

The department will pay for measured quantities at the contract unit price under the following bid item:

ITEM NUMBER	DESCRIPTION	UNIT
SPV.0180.02	Resin Binder High Friction Surface Treatment	SY

Payment for Resin Binder High Friction Surface Treatment is full compensation for testing materials; for surface preparation; for providing the HFST; for cleanup including uncovering and restoration of pavement markings; and for vacuum sweeping and disposing of excess material after the completion and again 3 to 7 days after completion.

The department will pay for pavement repairs, and traffic control separately under other contract bid items or, absent the appropriate bid items, as extra work.

51. Methacrylate Flood Seal, Item SPV.0180.03.

A Description

This special provision describes surface preparation of bridge deck, furnishing and applying a protective methacrylate sealer and broadcast sand, and any incidentals necessary to complete the project as specified or as shown in plans or as authorized by the engineer.

B Materials

The bridge deck sealer shall consist of a methacrylate sealant, sand to prefill cracks, and broadcast sand.

B.1 Methacrylate Sealant

The following methacrylate sealants are acceptable for use provided that the requirements of this specifications are met:

Product	Manufacturer
MasterSeal 630 (formerly Degadeck Crack Sealer Plus)	BASF
T-78	Transpo Industries
KBP 204 P SEAL	Kwik Bond Polymers

or an approved equal

B.2 Fine Grade Sand

Provide fine grade sand for prefilling large cracks unable to be prefilled with sealant alone. Fine grade sand shall pass the No. 20 sieve and be retained on the No. 40 sieve.

Submit sand material data to the engineer for review and address all written comments. Submit storage and use plan to the engineer documenting procedures for maintaining dry sand and within gradation requirements above.

B.3 Broadcast Sand

Provide a commercial quality dry blast sand with an average absorption of no more than 1%. 95% of the sand shall pass the No. 8 sieve and at least 95% shall be retained on the No. 20 sieve.

C Construction

C.1 General

C.1.1 Pre-Installation Conference

Conduct a pre-installation conference with the manufacturer's representative prior to construction to establish procedures for maintaining optimum working conditions and coordination of work. Furnish the engineer with a copy of the recommended procedures and the manufacturer's instructions.

C.1.2 Contractor Personnel Requirements

Experienced personnel are required to be actively present during the seal application.

A technical representative from the sealer manufacturer must be present during first application. The need for manufacturer's representative may be waived if the contractor provides evidence and reference contacts for work involving at least 5 bridges treated with the same products and within the last two years. Contractor experience record in no way relieves the contractor from applying according to this specification and as recommended by the manufacturer.

C.1.3 Material Storage and Safety Plan

Store resin materials in their original containers in a dry area. Store and handle materials according to the manufacturer's recommendations. Store all aggregates in a dry environment and protect aggregates from contaminants on the job site.

Safety Plan: Prior to arrival of the product on the job site, provide a product shipping, storage, and use safety plan to detail how the product will be delivered and stored on site in a manner that will not allow the constituent components to come in contact with each other in the event of a spill or container leakage. This plan must also include a description of the safety training workers applying the product have received regarding the product's use, and list any and all safety precautions which must be taken during application of the product.

C.2 Surface Preparation

Prepare the entire deck (or portion of the deck to be overlaid in one placement when staged construction is being employed) to ensure the concrete surface is dry, thoroughly clean, and free from dust or other loose material.

Remove substances such as dirt, oil, asphalt, rubber, curing compound, paint, carbonation, grease, slurry, membranes, rust, weak surface mortar, laitance, and other foreign or potentially detrimental materials by abrasive blasting. Thoroughly blast clean with hand-held equipment any areas inaccessible by the shotblasting equipment. Determine an acceptable abrasive blasting or shotblasting machine operation (size of shot, flow of shot, forward speed, and/or number of passes) that removes substances without damaging the underling substrate. Concrete removals shall not exceed 1/16 inch in depth.

Do not remove or damage striping or traffic markings in sound condition.

Do not perform surface preparation more than 24 hours prior to the application of the methacrylate sealer. The prepared surface shall not be exposed to vehicular or pedestrian traffic other than that required for sealer placement and approved by the engineer. If the prepared surface is reopened to traffic prior to sealer placement, the surface shall be re-inspected for any contaminants and subsequently remove contaminants by use of abrasive blasting or shotblasting at no additional cost to the department.

The engineer may consider alternate surface preparation methods per the methacrylate sealer manufacturer's recommendations. The engineer must approve the final surface preparation and deck cleanliness prior to the contractor placing the methacrylate sealer. Prior to methacrylate sealer placement, cure concrete for a minimum of 21 days.

Just prior to methacrylate sealer placement, clean all dust, debris, and concrete fines from the deck surface including vertical faces of curbs and barrier walls up to a height of 2-in above the surface with compressed air. Use a direct 125 psi air blast, from a compressor unit with a minimum pressure of 365 ft³ / min., over the entire surface to remove all dust and debris paying special attention to carefully clean all deck cracks. Use a suitable oil trap between the air supply and nozzle. Use ASTM D4285 "Standard Test Method for Indicating Oil or Water in Compressed Air" to ensure the compressed air is oil and moisture free. The air stream must be free of oil and moisture. Any grease, oil, or other foreign matter that rests on or has absorbed into the concrete shall be removed completely.

Perform a visual inspection of the surface that is to receive the methacrylate sealer. Locate and mark all cracks greater than 0.024 inch. Unless directed otherwise on the plans, prefill all cracks greater than 0.024 inch with the same methacrylate sealer or a pre-promoted version of the sealer prior to the methacrylate sealer. Where sealant soaks-in/withdraws from top of crack, place fine grade sand in crack and reapply methacrylate sealant to seal to top of crack. When sealant has not retreated after gel time, the crack is considered prefilled. Do not fill crack with sand beyond top of concrete surface.

Protect drains, expansion joints, access hatches, or other appurtenances on the deck from damage by cleaning and blasting operations and from material adhering and entering. Tape or form all construction joints to provide a clean straight edge.

Provide shielding as necessary to prevent dust or debris from striking vehicular traffic.

Air dry a wet deck for a minimum of 48 hours before applying the sealer. Dry time may be reduced to 24 hours if an approved ASTM D4263 moisture test reveals the concrete is dry. Do not apply sealer materials during wet weather conditions or if adverse weather conditions are anticipated within 12 hours of the completion of sealer application. Do not mix or apply any of these products at temperatures lower or higher than those specified in their product literature. Apply the sealant at the coolest time of the day within these limitations. Application by spray methods will not be permitted during windy conditions if the engineer predicts unsatisfactory results.

The engineer shall approve the prepared surface prior to applying the methacrylate sealer.

C.3 Application of the Sealer

Apply the sealer conforming to the manufacturer's instructions.

Apply an approved methacrylate to bridge deck or on surfaces as directed by the engineer. At least 30 calendar days before the start of the work, provide the engineer with the sealer Manufacturer's written instructions for application and use.

Do not thin or alter the methacrylate sealer unless specifically required in the Manufacturer's instructions.

Mix the sealer before and during its use as recommended by the Manufacturer. Distribute the sealant as a flood coat in a gravity-fed process by broom, roller, or with a spray bar near the surface so the spray pattern and coverage rates are reasonably uniform to the satisfaction of the engineer. Apply the sealant at a minimum rate of 90 square feet/gallon.

Protect all expansion joints and prevent the crack sealant from contacting the strip seal glands. Protect all striping and traffic markings from marring, sealant application and reduction in reflective properties. Replace any striping and traffic markings that are marred by sealant.

Prior to completion of gel time of the flood seal and before broadcasting sand, broom uncured sealant in the direction of tining or deck grooves to promote maintenance of the deck texture for traction.

Broadcast sand to refusal into uncured resin to create traction and absorb sealant that is not penetrating into cracks. Broadcast approved sand into the wet, uncured resin no sooner than 10 minutes after applying resin but within gel time of product, unless directed otherwise by the Manufacturer. Apply approved sand at a minimum rate of 250 lbs. per 1000 square feet.

Allow the sealant to dry according to the Manufacturer's instructions. Do not allow vehicular traffic onto the treated areas until the sealer has dried and the treated surfaces provide safe skid resistance and traction. Remove non-adhered sand from bridge deck and joints by power sweeping the deck and vacuuming the joints. Traffic or equipment will be allowed on the sealed deck after the engineer has determined:

1. The treated deck surface is tack-free and non-oily;
2. The sand cover adheres and resists brushing by hand;
3. Excess sand and absorbent material has been removed; and
4. No sealant material will be tracked beyond limits of treatment by traffic.

D Measurement

The department will measure Methacrylate Flood Seal bid item in area by the square yard, acceptably completed.

E Payment

The department will pay for measured quantities at the contract unit price under the following bid item:

ITEM NUMBER	DESCRIPTION	UNIT
SPV.0180.03	Methacrylate Flood Seal	SY

Payment is full compensation for furnishing and applying the sealer to the bridge decks, as described above, including surface preparation, and all incidentals thereto. Cleanup of excess sand in joints and on bridge deck will not be paid for separately. Restoration of damaged or marred striping will be considered incidental to application requirements of Methacrylate Flood Seal.

52. High Friction Surface Treatment Polymer Overlay, Item SPV.0180.04.

A Description

This special provision describes providing two layers of a two-component polymer overlay system to the bridge decks the plans show.

B Materials

B.1 General

Furnish materials specifically designed for use over concrete bridge decks. Furnish polymer liquid binders from the department's approved product list.

B.2 Polymer Resin

Furnish a polymer resin base and hardener composed of two-component, 100 percent solids, 100 percent reactive, thermosetting compound with the following properties:

Property	Requirements	Test Method
Gel Time ^[1]	15 - 45 minutes @ 73° to 75°F	ASTM C881
Viscosity ^[1]	7 - 70 poises	ASTM D2393, Brookfield RVT, Spindle No. 3, 20 rpm
Shore D Hardness ^[2]	60 - 75	ASTM D2240
Absorption ^[2]	1% maximum @ 24 hr	ASTM D570
Tensile Elongation ^[2]	30% - 70% @ 7 days	ASTM D638
Tensile Strength ^[2]	2000 - 5000 psi @ 7 days	ASTM D638
Chloride Permeability ^[2]	< 100 coulombs @ 28 days	AASHTO T277

^[1] Uncured, mixed polymer binder

^[2] Cured, mixed polymer binder

Ensure that the polymer resin when mixed with aggregate has the following properties:

Property	Requirement ^[1]	Test Method
Minimum Compressive Strength	1000 psi @ 8 hrs 5000 psi @ 24 hrs	ASTM C579 Method B, Modified ^[2]
Thermal Compatibility	No Delaminations	ASTM C884
Minimum Pull-Off Strength	250 psi @ 24 hrs	ASTM C1583

^[1] Based on samples cured or aged and tested at 75°F

^[2] Plastic inserts that will provide 2-inch by 2-inch cubes shall be placed in the oversized brass molds

B.3 Aggregates

Furnish calcined bauxite aggregate that is fractured or angular in shape; resistant to polishing and crushing; clean and free of surface moisture; free from silt, clay, asphalt, or other organic materials; compatible with the resin binder; and meets the properties and gradation requirements in the tables below. Check with resin binder manufacturer for any compatibility requirements or concerns. The calcined bauxite will be delivered to the construction site in clearly labeled packaging; which protects the aggregate from any contaminants on the jobsite and from exposure to rain or other moisture.

Aggregate Properties

Property	Requirements	Test Method
Moisture Content	≤ 0.2%	AASHTO T255
Fine Aggregate Angularity	≥ 45%	AASHTO T304, Method A
Micro-Deval	≤ 15% loss	ASTM D7428
LA Wear	≤ 10% loss @ 100 revolutions and ≤ 25% loss @ 500 revolutions	AASHTO T96
Freeze-Thaw Soundness	≤ 9% less @ 50, 16, or 25 cycles using Procedure A, B, or C respectively	AASHTO T103
Aluminum Oxide	≥ 87%	ASTM C25

Aggregate Gradation (AASHTO T27)

Sieve Size	% Passing by Weight
No. 4	100
No. 6	95 - 100
No. 16	0 - 5
No. 30	0 - 1

B.4 Approval of Bridge Deck Polymer Overlay System

A minimum of 20 working days before application, submit product data sheets and specifications from the manufacturer, and a certified report of test or analysis from an independent laboratory to the engineer for approval. The department will sample and test the aggregates for gradation and moisture content before placement. If requested, supply the department with samples of the polymer for the purpose of acceptance testing.

B.4.1 Product Data Sheets and Specifications

Product data sheets and specifications consist of literature from the manufacturer showing general instructions, application recommendations/methods, product properties, general instructions, or any other applicable information.

B.4.2 Certified Report of Test or Analysis

Conform to the following:

Polymer Binder: Submit a certified report of test or analysis from an independent laboratory dated less than 3 years before the date of the project letting showing the polymer binder meets the requirements of section B.2.

Aggregates: Submit a certified report of test or analysis from an independent laboratory dated within 12 months of the project letting date showing the aggregates meet the requirements of section B.3. Documents must be representative of the material used on the project, and must document the source of origin.

C Construction

C.1 General

Ensure that the overlay system is 1/4 inch thick or thicker.

Conform to the following:

Field Review: Conduct a field review of the existing deck to identify any possible surface preparation and material compatibility issues.

Pre-Installation Meeting: Conduct a pre-installation meeting with the manufacturer's representative and the engineer before construction. Discuss the field review findings, verification testing of the surface preparation and establish procedures for maintaining optimum working conditions and coordination of work. Furnish the engineer a copy of the recommended procedures and apply the overlay system according to the manufacturer's instructions. Supply for the engineer's use for the duration of the project, a Concrete Surface Profile (CSP) chip set of 10 from the International Concrete Repair Institute (ICRI).

Manufacturer's Representative: An experienced manufacturer's representative familiar with the overlay system installation procedures shall be present at all times during surface preparation and overlay placement to provide quality assurance that the work is being performed properly. This requirement may be reduced at the engineer's discretion.

Material Storage: Store and handle materials according to the manufacturer's recommendations. Store resin materials in their original containers in a dry area. Store all aggregates in a dry environment and protect aggregates from contaminants on the job site.

C.2 Deck Preparation

C.2.1 Deck Repair

Remove all asphaltic patches and unsound or disintegrated areas of the concrete decks as the plans show, or as the engineer directs. Work performed to remove and repair the concrete deck will be paid for under other items. Ensure that products used for deck patching are compatible with the polymer overlay system.

Note: Some polymer systems require concrete patch material to be in place a minimum of 28-days before overlaying – contact polymer manufacturer before completing deck patching/repair.

C.2.2 Surface Preparation

Determine an acceptable shotblasting machine operation (size of shot, flow of shot, forward speed, and/or number of passes) that provides a surface profile meeting CSP 5 (medium-heavy shotblast) according to the ICRI Technical Guideline No. 310.2. If the engineer requires additional verification of the surface preparation, test the tensile bond strength according to ASTM C1593. The surface preparation will be considered acceptable if the tensile bond strength is greater than or equal to 250 psi or the failure area at a depth of 1/4 inches or more is greater than 50 percent of the test area. Continue adjustment of the shotblasting machine and necessary testing until the surface is acceptable to the engineer or a passing test result is obtained.

Prepare the entire deck using the final accepted adjustments to the shotblasting machine as determined above. Thoroughly blast clean with hand-held equipment any areas inaccessible by the shotblasting equipment. Do not perform surface preparation more than 24 hours before the application of the overlay system.

Protect drains, expansion joints, access hatches, or other appurtenances on the deck from damage by the shot and sand blasting operations and from materials adhering and entering. Tape or form all construction joints to provide a clean straight edge.

Before shotblasting, remove pavement markings within the treatment area using an approved mechanical or blasting method.

Prepare the vertical concrete surfaces adjacent to the deck a minimum of 2 inches above the overlay according to SSPC-SP 13 (free of contaminants, dust, and loose concrete) by sand blasting, using wire wheels, or other approved method.

Just before overlay placement, clean all dust, debris, and concrete fines from the prepared surfaces including the vertical surfaces with compressed air. When using compressed air, the air stream must be free of oil. Any grease, oil, or other foreign matter that rests on or has absorbed into the concrete shall be removed completely. If prepared surfaces (including the first layer of the polymer overlay) are exposed to rain or dew, lightly sandblast (brush/breeze blast) the exposed surfaces.

The engineer may consider alternate surface preparation methods per the overlay system manufacturer's recommendations. The engineer will approve the final surface profile and deck cleanliness before the contractor placing the polymer overlay.

C.2.3 Transitional Area

If the plans show, create a transitional area approaching transverse expansion joints and ends of the deck using an approved mechanical or blasting method. Remove 1/4 inch to 5/16 inch of concrete adjacent to the joint or end of deck and taper a distance of 3 feet.

If the plans show, create a transitional area on the approach pavement. Prep and place the first lift 3 feet beyond the end of the deck the same width as the deck. Prep and place the second lift 6 feet beyond the end of the deck the same width as the deck.

C.3 Overlay Application

Perform the handling and mixing of the polymer resin and hardening agent in a safe manner to achieve the desired results according to the manufacturer's instructions. Do not apply the overlay system if any of the following exists:

1. Ambient air temperature is below 50°F or above 100°F.
2. Deck temperature is below 50°F.
3. Moisture content in the deck exceeds 4.5 percent when measured by an electronic moisture meter or shows visible moisture after 2 hours when measured according to ASTM D4263.
4. Rain is forecasted during the minimum curing periods listed under C.5.
5. Materials component temperatures below 65°F or above 99°F.
6. Concrete age is less than 28 days, unless approved by the engineer.
7. The deck temperature exceeds 100°F.
8. If the gel time is 10 minutes or less at the predicted high air temperature for the day.

After the deck has been shotblasted or during the overlay curing period, only necessary surface preparation and overlay application equipment will be allowed on the deck. Provide appropriate protective measures to prevent contamination from equipment allowed on the deck during preparation and application operations. Begin overlay placement as soon as possible after surface preparation operations.

The polymer overlay shall consist of a two-course application of polymer and aggregate. Each of the two courses shall consist of a layer of polymer covered with a layer of aggregate in sufficient quantity to completely cover the polymer. Apply the polymer and aggregate according to the manufacturer's requirements. Apply the overlay using equipment designed for this purpose. The application machine shall feature positive displacement volumetric metering and be capable of storing and mixing the polymer resins at the proper mix ratio. Disperse the aggregate using a method that provides a uniform, consistent coverage of aggregate and minimizes aggregate rolling or bouncing into final position. First course applications that do not receive enough aggregate before the polymer gels shall be removed and replaced. A second course applied with insufficient aggregate may be left in place, but will require additional applications before opening to traffic.

After completion of each course, cure the overlay according to the manufacturer's instructions. Follow the minimum cure times listed under C.5 or as prescribed by the manufacturer. Remove the excess aggregate from the surface treatment by sweeping, blowing, or vacuuming without tearing or damaging the surface; the material may be re-used if approved by the engineer and manufacturer. Apply all courses of the overlay system before opening the area to traffic. Do not allow equipment or traffic on the treated area until directed by the engineer.

After the first layer of coating has cured to the point where the aggregate cannot be pulled out, apply the second layer. Before applying the second layer, broom and blow off the first layer with compressed air to remove all loose excess aggregate.

Before opening to traffic, clean expansion joints and joint seals of all debris and polymer. Within 3 to 7 days following opening to traffic, remove loosened aggregates from the deck, expansion joints, and approach pavement.

C.4 Application Rates

Apply the polymer overlay in two separate courses according to the manufacturer's instructions, but not less than the following rate of application.

Course	Minimum Polymer Rate^[1] (GAL/100 SF)	Aggregate^[2] (LBS/SY)
1	2.5	10+
2	5.0	14+

^[1]The minimum total applications rate is 7.5 GAL/100 SF

^[2]Application of aggregate shall be of sufficient quantity to completely cover the polymer

C.5 Minimum Curing Periods

As a minimum, cure the coating as follows:

Course	Average temperature of deck in degrees F							
	50-54	55-59	60-64	65-69	70-74	75-79	80-84	85-89
1	6 hrs	5 hrs	4 hrs	3 hrs	2.5 hrs	2 hrs	1.5 hrs	1 hr
2	8 hrs	6.5 hrs	6.5 hrs	5 hrs	4 hrs	3 hrs	3 hrs	3 hrs

If faster cure times are desired and achievable, submit to the engineer a certified test report from an independent laboratory showing the material is able to reach a compressive strength of 1000 psi as tested per ASTM C579 Method B within the temperature ranges and cure times for which the product is proposed to be placed. Establish ambient air, material, and substrate temperatures from the manufacturer for field applications. Field applications will not be allowed below the documented temperatures.

C.6 Repair of Polymer Overlay

Repair all areas of unbonded, uncured, or damaged polymer overlay for no additional compensation. Submit repair procedures from the manufacturer to the engineer for approval. Absent a manufacturer's repair procedure and with the approval of the engineer, complete repairs according to the following: Saw cut the limits of the area to the top of the concrete; remove the overlay by scarifying, grinding, or other approved methods; shotblast or sand blast and air blast the concrete before placement of polymer overlay; and place the polymer overlay according to section C.3.

D Measurement

The department will measure High Friction Surface Treatment Polymer Overlay by the square yard, acceptably completed.

E Payment

The department will pay for measured quantities at the contract unit price under the following bid item:

ITEM NUMBER	DESCRIPTION	UNIT
SPV.0180.04	High Friction Surface Treatment Polymer Overlay	SY

Payment is full compensation for preparing the surface; for tensile bond testing; for creating the transitional area; for providing the overlay; for cleanup; and for sweeping/vacuuming and disposing of excess materials.

The department will pay separately for deck repairs.

ADDITIONAL SPECIAL PROVISION 1 (ASP 1) FOR TRANSPORTATION ALLIANCE FOR NEW SOLUTIONS (TrANS) PROGRAM EMPLOYMENT PLACEMENTS AND APPRENTICESHIPS

The Safe, Accountable, Flexible, Efficient Transportation Equity Act: A Legacy for Users (SAFETEA-LU), Section 5204(e) – Surface Transportation Workforce Development Training and Education, provides for 100 percent Federal funding if the core program funds are used for training, education, or workforce development purposes, including “pipeline” activities. The core programs includes: Congestion Mitigation and Air Quality Improvement (CMAQ) Program, Highway Bridge Program (HBP), Interstate Maintenance (IM), National Highway System (NHS), and Surface Transportation Program (STP). These workforce development activities cover surface transportation workers, including OJT/SS programs for women and minorities as authorized in 23 U.S.C. §140(b).

TrANS is an employment program originally established in 1995 in Southeastern Wisconsin. Currently TrANS has expanded to include TrANS program locations to serve contractors in Southeast (Milwaukee and surrounding counties), Southcentral (Dane County and surrounding counties including Rock County), and most Northeastern Wisconsin counties from locations in Keshena, Rhinelander and surrounding far Northern areas. TrANS attempts to meet contractor’s needs in other geographic locations as possible. It is an industry driven plan of services to address the outreach, preparation, placement and retention of women, minorities and non-minorities as laborers and apprentices in the highway skilled trades. These candidate preparation and contractor coordination services are provided by community based organizations. For a list of the TrANS Coordinators contact the Disadvantaged Business Enterprise Office at (414) 438-4583 in Milwaukee or (608) 266-6961 in Madison. These services are provided to you at no cost.

I. BASIC CONCEPTS

Training reimbursements to employing contractors for new placements, rehires or promotions to apprentice of TrANS Program graduates will be made as follows:

- 1) **On-the-Job Training, Item ASP.1T0G, ASP 1 Graduate.** At the rate of \$5.00 per hour on federal aid projects when TrANS graduates are initially hired, or seasonally rehired, as unskilled laborers or the equivalent.

Eligibility and Duration: To the employing contractor, for up to 2000 hours from the point of initial hire as a TrANS program placement.

Contract Goal: To maintain the intent of the Equal Employment Opportunity program, it is a goal that 14 (number) TrANS Graduate(s) be utilized on this contract.
- 2) **On-the-Job Training, Item ASP.1T0A, ASP 1 Apprentice.** At the rate of \$5.00 per hour on federal aid projects at the point when an employee who came out of the TrANS Program is subsequently entered into an apprenticeship contract in an underutilized skilled trade (this will include the Skilled Laborer Apprenticeship when that standard is implemented).

Eligibility and Duration: To the employing contractor, for the length of time the TrANS graduate is in apprentice status.

Contract Goal: To maintain the intent of the Equal Employment Opportunity program, it is a goal that 8 (number) TrANS Apprentice(s) be utilized on this contract.
- 3) The maximum duration of reimbursement is two years as a TrANS graduate plus time in apprentice status.

- 4) If a TrANS program is not available in the contractor's area and another training program is utilized, payment of On-the-Job Training hours may be approved by the Wisconsin Department of Transportation (WisDOT) if the training program meets the established acceptance criteria. Only On-the-Job Training Hours accumulated after WisDOT approval will be reimbursed as specified under Items ASP.1T0G and ASP.1T0A. For more information, contact the Disadvantaged Business Enterprise Office at the phone numbers listed above.
- 5) WisDOT reserves the right to deny payments under items ASP.1T0G and ASP.1T0A if the contractor either fails to provide training or there is evidence of a lack of good faith in meeting the requirements of this training special provision.

II. RATIONALE AND SPECIAL NOTE

The \$5.00 per hour now being paid for TrANS placements is intended to cover the duration of two years to allow for reaching entry-level laborer status. An additional incentive, the \$5.00 rate, would promote movement into the underutilized skilled trades' apprenticeships and applies until the individual completes their apprenticeship. These incentives benefit TrANS candidates by giving them a better opportunity to enter a skilled trade; benefits contractors who will be assisted in meeting their EEO profiles and goals; and benefits the public who will see the program reinforce larger public-private employment reform in Wisconsin. The pool of TrANS graduates was created for the purpose of addressing underutilization in the skilled trades, an objective that is further reinforced by a parallel retention pilot program, known as the Companywide Reporting. *Whether or not reimbursement is involved, the WisDOT reassures contractors who are in the Companywide Program that TrANS placements still contribute toward fulfilling the new hire goal of 50% women and minorities.* Based on data administered by United States Department of Labor (US DOL), the highway skilled trades remain underutilized for women statewide (less than 6.9%); and for minorities in all counties (% varies by county).

NOTE: Unless using other advancement strategies, contractors are encouraged to use some or all of this monetary incentive to offset the cut in hourly wages an individual may incur when entering an apprenticeship if the full general laborer hourly rate has been previously paid. No special accounting measures are required.

III. IMPLEMENTATION

The implementation of ASP 1 is intended to cover only the amount of time it takes for underutilization to be resolved across the trades. This will be measured annually at the county and/or state levels using data administered by WisDWD in relation to goals set by the USDOL-OFCCP. With appropriate state and federal approvals, we may also do some measurement at the company level.

It is the contractor's responsibility to note on their Certified Payrolls if their employee is a TrANS graduate or a TrANS apprentice. The District EEO Coordinators utilize the information on the Certified Payrolls to track the hours accumulated by TrANS Graduates and TrANS apprentices on WisDOT contracts. Payment under this ASP 1 is made based on the hours recorded off of the Certified Payrolls. Tracking may eventually include improved linkages with the WisDWD apprentice database, information from company and committee level sources.

TrANS is nondiscriminatory by regulation, and is a tool for optional use by contractors to address the underutilization of women and minorities as laborers and apprentices in our industry's skilled trades.

IV. TRANS TRAINING

As part of the contractor's equal employment opportunity affirmative action program, training shall be provided to employees enrolled in apprenticeship and on-the-job training programs as follows:

The contractor shall provide on-the-job training aimed at developing full journey workers in the type of trade or job classifications involved. In the event the contractor subcontracts a portion of the contract work, the contractor shall determine how many, if any, of the trainees are to be trained by the subcontractor provided, however, that the contractor shall retain the primary responsibility for meeting the training requirements imposed by this special provision. The contractor shall also insure that this training special provision is made applicable to such subcontract.

Training and upgrading of minorities and women toward journey workers status is a primary objective of this training special provision. Accordingly, the contractor shall make every effort to enroll minority trainees and women (e.g., by conducting systematic and direct recruitment through public and private sources likely to yield minority trainees and women trainees); to the extent such persons are available within a reasonable area of recruitment. The contractor will be given an opportunity and will be responsible for demonstrating the steps that they have taken in pursuance thereof, prior to determination as to whether the contractor is in compliance with this training special provision. This training commitment is not intended, and shall not be used, to discriminate against any applicant for training, whether a member of a minority group or not.

No employee shall be employed as a trainee in any classification in which they have successfully completed a training course leading to journey workers status or in which they have been employed as a journey worker. The contractor should satisfy this requirement by including appropriate questions in the employee application or by other suitable means. Regardless of the method used, the contractor's records should document the findings in each case.

V. APPRENTICESHIP TRAINING

The Federal Highway Administration's (FHWA) policy is to require full use of all available training and skill improvement opportunities to assure increased participation of minority groups,

disadvantaged persons and women in all phases of the highway construction industry. The FHWA On-the-Job Training (OJT) Program requires the State transportation agencies (STAs) to establish apprenticeships and training programs targeted to move women, minorities, and disadvantaged individuals into journey-level positions to ensure that a competent workforce is available to meet highway construction hiring needs, and to address the historical under-representation of members of these groups in highway construction skilled crafts.

The OJT Supportive Services (OJT/SS) Program was established in Title 23 Code of Federal Regulations (CFR), Part 230) to supplement the OJT program and support STA training programs by providing services to highway construction contractors and assistance to highway construction apprentices and trainees. The primary objectives of OJT/SS are:

- (1) To increase the overall effectiveness of the State highway agencies' approved training programs.
- (2) To seek other ways to increase the training opportunities for women, minorities, and disadvantaged individuals.

The STAs are responsible for establishing procedures, subject to the availability of Surface Transportation and Bridge Funds under 23 U.S.C. §140(b) (Nondiscrimination), for the provision of supportive services with respect to training programs approved under 23 CFR, Part 230(a) (Equal Employment Opportunity on Federal and Federal-aid Construction Contracts – including Supportive Services).

The contractor and subcontractor shall maintain records to demonstrate compliance with these apprenticeship requirements. Reasonable exemptions and modifications to and from any or all of these requirements will be determined by the Wisconsin Department of Transportation-Civil Rights Office. A request for an exemption or modification, with justification, shall be made in writing, addressed to WisDOT Civil Rights Office, 4802 Sheboygan Avenue, P.O. Box 7965, Rm. 451, Madison, WI 53707.

ADDITIONAL SPECIAL PROVISION 3

DISADVANTAGED BUSINESS ENTERPRISE (DBE) PROGRAM IMPLEMENTATION

Authority

Wisconsin Department of Transportation (WisDOT) is a recipient of funds from the US Department of Transportation's Federal Highway Administration. The DBE program is a federal program applicable on all contracts administered by WisDOT that include federal-aid highway funds. The authority for the DBE program is the Transportation Bill as approved by Congress periodically. DBE program guidance and requirements are outlined in the Code of Federal Regulations at 49 CFR Part 26. This contract is subject to DBE provisions because it is financed with federal-aid-highway funds. Additionally, this contract is subject to the *State of Wisconsin Standard Specifications for Highway and Structure Construction* and all applicable contract documents.

Requirements

Pursuant to the federal DBE program regulation at 49 CFR Part 26, a contractor's failure to comply with any provision of the DBE program regulatory provisions will be considered a material breach of contract. This is nonnegotiable.

If a contractor fails to carry out the DBE program requirements and/or the Required Contract Provisions for Federal Aid Contracts (FHWA 1273) referenced in this document, sanctions will be assessed depending upon the facts, reasoning, severity, and remedial efforts of the contractor that may include: termination of contract, withholding payment, assessment of monetary sanctions, and/or suspension/debarment proceedings that could result in the disqualification of the contractor from bidding for a designated period of time.

- (1) The Commitment to Subcontract to DBE (Form DT1506 or digital submittal), Attachments A, and Good Faith Effort Documentation (Form DT1202) will be submitted as described in Section 2.
- (2) Any change to DBE Commitments thereafter must follow modification of DBE subcontracting commitment as described in Section 9.
- (3) The Department requires this list of DBE subcontractors from all bidders at time of bid to ensure the lowest possible cost to taxpayers and fairness to other bidders and subcontractors. Bid shopping is prohibited.
- (4) The contractor must utilize the specific DBE firms listed in the approved DBE Commitment to perform the work and/or supply the materials for which the DBE firm is listed unless the contractor obtains written consent in advance from WisDOT. The contractor will not be entitled to payment for any work or materials on the approved DBE Commitment that is not performed or supplied by the listed DBE without WisDOT's written consent.

Description

The Wisconsin Department of Transportation is committed to the compliant administration of the DBE Program. The DBE provisions work in tandem with FHWA 1273 and WisDOT's *Standard Specifications for Highway and Structure Construction* and *Construction and Materials Manual*. The WisDOT Secretary is signatory to assurances of department-wide compliance.

The Department assigns the contract DBE goal as a percentage of work items that could be performed by certified DBE firms on the contract. The assigned DBE goal is expressed on the bid proposal as a percentage applicable to the total contract bid amount.

- (1) WisDOT identifies the assigned DBE goal in its contract advertisements and posts the contract DBE goal on the cover of the bidding proposal. The contractor can meet the assigned contract DBE goal by subcontracting work to a DBE firm or by procuring services or materials from a DBE firm.

- (2) Under the contract, the prime contractor should inform, advise, and develop participating DBE firms to be more knowledgeable contractors who are prepared to successfully complete their contractual agreement through the proactive provision of assistance in the following areas:
- Produce accurate and complete quotes
 - Understand highway plans applicable to their work
 - Understand specifications and contract requirements applicable to their work
 - Understand contracting reporting requirements
- (3) The Department encourages contractors to assist DBE subcontractors more formally by participating in WisDOT's Business Development program as a mentor, coach, or resource. For comprehensive information on the Disadvantaged Business Enterprise Program, visit the Department's Civil Rights and Compliance Section website at: <http://wisconsindot.gov/Pages/doing-bus/civil-rights/dbe/default.aspx>

1. Definitions

Interpret these terms, used throughout this additional special provision, as follows:

- a. **Assigned DBE Contract Goal:** The percentage shown on the cover of the Highway Work Proposal that represents the feasible level of DBE participation for each contract. The goal is calculated using the Engineer's Estimate and DBE Interest Report. Goal assignment includes review of FHWA funds, analyzes bid items for subcontract opportunity and compatibility with DBE certified firm work codes. Additional factors considered include proximity, proportion, and regulations.
- b. **Bid Shopping:** In construction law, bid shopping is the practice of divulging a subcontractor's bid to another prospective contractor(s) before or after the award of a contract to secure a lower bid.
- c. **DBE:** Disadvantaged Business Enterprise – A for-profit small business concern where socially and economically disadvantaged individuals own at least a 51% interest and control management and daily business operations.
- d. **DBE Commitment:** The DBE Commitment is identified in the Commitment to Subcontract to DBE (Form DT1506) and is expressed as the amount of DBE participation the prime contractor has secured. The DT1506, a contract document completed by the bidder, is required to be considered a responsive bidder on an FHWA-funded contract that has an assigned DBE goal. The prime contractor will have the option to submit the DT1506 digitally, as an entry with the bid in Bid Express, or as an attachment to the bid.
- e. **DBE Utilization:** The actual participation of a DBE subcontractor on a project. WisDOT verifies DBE utilization through review of the DBE Commitment, payments to subcontractors, and contract documentation. The Prime Contractor receives DBE credit for payments made to the DBE firms performing the work listed on the approved DBE Commitment, and those submitted after approved commitment with Attachment A.
- f. **Good Faith Effort:** Legal term describing a diligent and honest effort taken by a reasonable person under the same set of facts or circumstances. For DBE subcontracting, the bidder must show that it took all necessary and reasonable steps to achieve the assigned DBE goal by the scope, intensity, and appropriateness of effort that could reasonably be expected for a contractor to obtain sufficient DBE participation.
- g. **Manufacturer:** A firm that operates or maintains a factory or establishment that produces, on the premises, the materials, supplies, articles, or equipment required under the contract.
- h. **Reasonable Price:** Contractors are expected to assess reasonable price by analyzing the contract scope for DBE subcontract feasibility and comparing common line items in DBE and non-DBE subcontract quotes for the same work. Per federal regulation, reasonable price is not necessarily the lowest price.
- i. **Supplier:** A firm that owns, operates, or maintains a store, warehouse, or other establishment in which the materials, supplies, articles, or equipment required under the contract are bought, kept in stock, and regularly sold or leased to the public.
- j. **Tied quote:** Subcontractor quote that groups multiple bid/line items at a bundled/package price with a notation that the items within the quote will not be separated.

2. WisDOT DBE Program Compliance

a. Documentation Submittal

- The Commitment to Subcontract to DBE (Form DT1506 or digital submittal) must be submitted at the time of bid (Tuesday) by all prime contractors.
- Attachments A OR quotes from all DBEs included in the Commitment must be submitted at bid (Tuesday) **OR**
- Within one-hour following bid submittal by ALL prime contractors via eSubmit (Tuesday).
- If only DBE quotes were submitted, all remaining signed Attachments A must be submitted within 24-hours of bid closing via eSubmit (Wednesday).
- If the assigned DBE contract goal is not met, Documentation of Good Faith Effort (Form DT1202) and supporting documentation must be submitted within 24-hours of bid closing (Wednesday) via eSubmit. [Instructions for eSubmit.](#)

**Bidders have the option of submitting the DBE Commitment at the time of bid via direct entry through Bid Express OR with attachment of Form DT1506 (Commitment to Subcontract to DBE). The DBE Commitment entered with bid is the digital form of the DT1506. Separate submission of Form DT1506 is not required if the DBE Commitment is entered in Bid Express. Form DT1202, if applicable, is no longer required to be submitted at time of bid; submit DT1202 within the 24-hour supplemental time frame following bid closing.

The DBE Office will not certify Good Faith Effort and the Bureau of Project Development will consider the bid nonresponsive if the contractor fails to furnish the DBE Commitment (digitally entered into the bid OR Form DT1506 as an attachment), Attachments A, and Form DT1202 if applicable, as required. See sample forms in the Appendix.

b. Verification of DBE Commitment

The documentation related to DBE subcontract commitment submitted prior to contract award is evaluated as follows:

(1) DBE Goal Met

If the bidder indicates that the contract DBE goal is met, the Department will evaluate the DBE Commitment submitted with bid OR Form DT1506, and Attachments A to verify the actual DBE percentage calculation. If the DBE Commitment is verified, the contract is eligible for award with respect to the DBE Commitment.

(2) DBE Goal Not Met

- a) If the bidder indicates a bid percentage on the DBE Commitment that does not meet the assigned DBE contract goal, the bidder must request alternative evaluation of good faith effort through submission of Form DT1202 (Documentation of Good Faith Effort) within 24-hours of bid including narrative description. Supplementary documentation of good faith effort that supports the DT1202 submission is also due within 24-hours of bid submission and prior to bid posting. The Department will review the bidder's DBE Commitment and evaluate the bidder's good faith efforts submission.
- b) Following evaluation of the bidder's Good Faith Effort documentation the bidder will be notified that the Department intends to:
 1. *Approve* the request (adequate documentation of GFE has been submitted) - no conditions placed on the contract with respect to the DBE Commitment;
 2. *Deny* the request (inadequate documentation of GFE has been submitted) - the contract is viewed as non-responsive per Wisconsin Standard Specifications for Highway and Structure Construction and will not be executed.

- c) If the Department denies the bidder's request, the contract is ineligible for award. The Department will provide a written explanation for denying the request to the bidder. The bidder may appeal the Department's denial (see Section 4).

Supplemental good faith effort documentation must be submitted through eSubmit.

3. Department's Criteria for Good Faith Effort Documentation

The Federal-aid Construction Contract Provision, referenced as FHWA-1273, explicitly states that the prime contractor shall be responsible for all work performed on the contract by piecework, station work, or subcontract.

The contractor shall take all necessary and reasonable steps to ensure nondiscrimination in the administration of the contract including assurances of equal employment opportunity laws, DBE regulations, and affirmative action. Compliance encompasses responsible and responsive action, documentation, and good faith effort.

Contractually, all contractors, subcontractors, and service providers on the contract are bound by FHWA 1273 and DBE program provisions. **Prime contractors should encourage subcontractors to utilize DBE firms whenever possible to contribute to the assigned DBE contract goal.**

Bidders are required to document good faith effort. Per 49 CFR Part 26.53, good faith effort is demonstrated in one of two ways. The bidder:

- (1) Documents that it has obtained enough DBE participation to meet the goal; OR
- (2) Documents that it made adequate good faith efforts to meet the goal, even though it did not succeed

Appendix A of 49 CFR Part 26 provides guidance concerning good faith efforts. WisDOT evaluates good faith effort on a contract basis just as each contract award is evaluated individually.

The efforts employed by the bidder should be those that WisDOT can reasonably expect a bidder to take to actively and aggressively obtain DBE participation sufficient to meet the DBE contract goal. The Department will only approve demonstration of good faith effort if the bidder documents the quality, quantity, and intensity of the variety of activities undertaken that are commensurate with expected efforts to meet the stated goal.

The Department, in conjunction with industry stakeholders, has developed the following guidance for contractor good faith effort activity. The guidance and the attached appendices provide a framework for the actions required by all parties in the processing and evaluation of bidder's total efforts to achieve the project specific DBE goal prior to the bid letting date.

a. Solicitation Guidance for Prime Contractors:

- (1) Document all efforts and decisions made toward achieving the DBE goal on the contract. The bidder should use WisDOT-approved DBE outreach tools, including the UCP DBE Directory and the Bid Express Small Business Network to foster DBE participation on all applicable contracts.
- (2) As needed, request assistance with DBE outreach and follow-up by contacting the Department's DBE Support Services Office by phone or email request at least 14 days prior to the bid letting date. Phone numbers are (414) 438-4584 and/or (608) 267-3849; Fax: (414) 438-5392; E-mail: DBE_Alert@dot.wi.gov
- (3) Participate in and document a substantive conversation with at least one DBE firm per Let, to discuss questions, concerns, and any other contract related matters that may be applicable to the DBE firm. Guidelines for this conversation are provided in Appendix A of ASP-3.
- (4) Request quotes by identifying potential items to subcontract and solicit. In their initial contacts, contractors are strongly encouraged to include a single page, detailed list of items for which they are accepting quotes, by project, within a letting. *See attached sample entitled "Sample Contractor Solicitation Letter" in Appendix B.* Prime contractors should also indicate a willingness to accept quotes in areas they are planning to perform themselves, as required by federal rules. In some cases, it might be appropriate to use DBE firms to do work in a prime contractor's area of specialization.

- i. Solicit quotes from certified DBE firms who match possible items to subcontract using all reasonable and available means. Additionally, forward copies of solicitations highlighting the work areas for which quotes are being sought to DBE_Alert@dot.wi.gov
- ii. Acceptable outreach tools include SBN (Small Business Network, see Appendix C): <https://www.bidx.com/wi/main>, postal mail, email, fax, and phone.
 - a. Contractors must ask DBE firms for a response in their solicitations. See *Sample Contractor Solicitation Letter*, Appendix B. This letter may be included as an attachment to the sub-quote request.
 - b. Solicit quotes at least 10 calendar days prior to the letting date to allow DBE firms sufficient time to respond. Prime contractors should contact DBE firms early, asking if they need help organizing their quote, assistance confirming equipment needs, or other assistance supporting their submission of a competitive quote for their services.
 - c. A follow up solicitation should take place within 5 calendar days of the letting date. Email and/or SBN are the preferred method for the solicitation.
- iii. Upon request, provide interested DBE firms with adequate information about plans, specifications, and the requirements of the contract by letter, information session, email, phone call, and/or referral.
- iv. When potential exists, the contractor should advise interested DBE firms on how to obtain bonding, line of credit, or insurance if requested.
- v. Document DBE firm's interest in quoting by taking appropriate steps to follow up initial solicitation with:
 - a. Email to all prospective DBE firms in relevant work areas
 - b. Phone call log to DBE firms who express interest via written response or call
 - c. Fax/letter confirmation
 - d. Signed copy of record of subcontractor outreach effort

b. Guidance for Evaluating DBE quotes

- (1) Quote evaluation practices required to evaluate DBE quotes:
 - i. Reasonable Price: Contractors are expected to assess reasonable price by analyzing the contract scope for DBE subcontract feasibility and comparing common line items in DBE and non-DBE subcontract quotes for the same work. Per federal regulation, reasonable price is not necessarily the lowest price. See 49 CFR Part 26, Appendix A. IV.D(2).
- (2) Documentation submitted by the prime of the following evaluation is required to evaluate DBE quotes by contractors:
 - i. Evaluation of DBE firm's ability to perform "possible items to subcontract" using legitimate reasons, including but not limited to, **a discussion** between the prime and DBE firm regarding its capabilities prior to the bid letting. If lack of capacity is the reason for not utilizing the DBE firm's quote, the prime is required to contact the DBE by phone and email regarding their ability to perform the work indicated in the UCP directory listed as their work area by NAICS code. Only the work area indicated by the NAICS code(s) listed in the UCP directory can be counted toward DBE credit. Documentation of the conversation is required.
 - a. In striving to meet an assigned DBE contract goal, contractors are expected to use DBE quotes that are responsive and reasonable. This includes DBE quotes that are not the low quote.
 - b. Additional evaluation - Evaluation of DBE quotes with tied bid items. Typically, this type of quoting represents a cost saving but is not clearly stated as a discount. Tied quotes are usually presented as an 'all or none' quote. When non-DBE subcontractors submit tied bid items in their quotes, the DBE firm's quote may not appear competitive. In such a case, the following steps are taken in comparing the relevant quotes. These are qualitative examples:

- i Compare bid items common to both quotes, noting the reasonableness in the price comparison.
- ii Review quotes from other firms for the bid items not quoted by the DBE firm to see if combining both can provide the same competitive advantage that the tied bid items offered.

See Appendix D – *Good Faith Effort Evaluation Measures* and Appendix E - *Good Faith Effort Best Practices*.

c. Requesting Good Faith Effort Evaluation At the time of bid- if the DBE goal is not met in full, the prime contractor must indicate they will file form DT1202- Documentation of Good Faith Effort within 24-hours of bid submission. Supplementary documentation of good faith effort that supports the DT1202 submission is also due within 24-hours of bid submission and prior to bid posting. Supporting documentation for the DT1202 is to include the following:

- (1) Solicitation Documentation: The names, addresses, email addresses, and telephone numbers of DBE firms contacted along with the dates of both initial and follow-up contact; electronic copies of all written solicitations to DBE firms. A printed copy of SBN solicitation is acceptable.
- (2) Selected Work Items Documentation: Identify economically feasible work units to be performed by DBEs to include activities such as: list of work items to be performed; breaking up of large work items into smaller tasks or quantities; flexible time frames for performance and delivery schedules.
- (3) Documentation of Project Information provided to interested DBEs: A description of information provided to the DBE firms regarding the plans, specifications, and estimated quantities for portions of the work to be performed by that DBE firm.
- (4) Documentation of Negotiation with Interested DBEs: Provide sufficient evidence to demonstrate that good faith negotiations took place. Merely sending out solicitations requesting bids from DBEs does not constitute sufficient good faith efforts.
- (5) Documentation of Sound Reasoning for Rejecting DBEs and copies of each quote received from a DBE firm and, if rejected, copies of quotes from non-DBEs for same items.
- (6) Documentation of Assistance to Interested DBEs- Bonding, Credit, Insurance, Equipment, Supplies/Materials
- (7) Documentation of outreach to Minority, Women, and Community Organizations and other DBE Business Development Support: Contact organizations and agencies for assistance in contacting, recruiting, and providing support to DBE subcontractors, suppliers, manufacturers, and truckers at least 14 days before bid opening. Participate in or host activities such as networking events, mentor-protégé programs, small business development workshops, and others consistent with DBE support.

If the Good Faith Effort documentation is deemed adequate, the request will be approved and the DBE office will promptly notify the Prime Contractor and Bureau of Project Development.

If the DBE Office denies the request, the Prime Contractor will receive written correspondence outlining the reasons. The Department encourages the Prime Contractor to communicate with DBE staff to clarify any questions related to meeting goals and/or contractor demonstration of good faith efforts.

If the contract is awarded, the Prime Contractor must obtain written consent from the DBE Office to change or replace any DBE firm listed on the approved DBE Commitment. No contractor, prime or subsequent tier, shall be paid for completing work assigned to a DBE subcontractor on an approved DBE Commitment unless WisDOT has granted permission for the reduction, replacement, or termination of the assigned DBE in writing. If a prime contractor or a subcontractor on any tier uses its own forces to perform work assigned to a DBE on an approved DBE Commitment, **they will not be paid for the work**. Any changes to DBE Commitment after the approval of the DBE Commitment must be reviewed and approved by the DBE Office prior to the change (see Section 9).

Additional resources for demonstrating and tracking good faith effort can be found on the “Contracting with a DBE” webpage in the [ASP-3 and Good Faith Effort Guidance](#) section.

4. Bidder's Documentation of Good Faith Effort Evaluation Request Appeal Process

A bidder can appeal the Department's decision to deny the bidder's demonstration of Good Faith Effort through Administrative Reconsideration. The bidder must provide a written justification refuting the specific reasons for denial as stated in the Department's denial notice. The bidder may meet in person with the Department if so requested. Failure to appeal within 5 business days after receiving the Department's written notice denying the request constitutes a forfeiture of the bidder's right of appeal. Receipt of appeal is confirmed by email date stamp or certified mail signed by WisDOT staff. A contract will not be executed without documentation that the DBE provisions have been fulfilled.

The Department will appoint a representative who did not participate in the original good faith effort determination, to assess the bidder's appeal. The Department will issue a written decision within 5 business days after the bidder presents all written and oral information. In that written decision, the Department will explain the basis for finding that the bidder did or did not demonstrate an adequate good faith effort to meet the contract DBE goal. The Department's decision is final.

5. Determining DBE Eligibility

Directory of DBE firms

- a. The only resource for DBE firms certified in the State of Wisconsin is the Wisconsin Unified Certification Program (UCP) DBE Directory. WisDOT maintains a current list of certified DBE firms at: <http://wisconsindot.gov/Documents/doing-bus/civil-rights/dbe/dbe-ucp-directory.xlsx>
- b. The DBE Program office is available to assist with contracting DBE firms:(608) 267-3849.
- c. DBE firms are certified based on various factors including the federal standards from the Small Business Administration that assigns a North American Industrial Classification (NAICS) Codes. DBE firms are only eligible for credit when performing work in their assigned NAICS code(s). If a DBE subcontractor performs work that is not with its assigned NAICS code, the prime contractor should contact the DBE Office to inquire about compatibility with the Business Development Program.

6. Counting DBE Participation

Assessing DBE Work

The Department will only count the DBE usage towards the contract DBE goal if the DBE firm is certified as a DBE by one of the UCP agencies. The Department only counts the value of the work a DBE actually performs towards the DBE goal. The Department assesses the DBE work as follows:

- a. The Department counts work performed by the DBE firm's own resources. The Department includes the cost of materials and supplies the DBE firm obtains for the work. The Department also includes the cost of equipment the DBE firm leases for the work. The Department will not include the cost of materials, supplies, or equipment the DBE firm purchases or leases from the prime contractor or its affiliate, with the exception of non-project specific leases the DBE has in place before the work is advertised.
- b. The Department counts fees and commissions the DBE subcontractor charges for providing bona fide professional, technical, consultant, or managerial services. The Department also counts fees and commissions the DBE charges for providing bonds or insurance. The Department will only count costs the program engineer deems reasonable based on experience or prevailing market rates.
- c. If a DBE firm subcontracts work, the Department counts the value of the work subcontracted to a DBE subcontractor.
- d. The contractor will maintain records and may be required to furnish periodic reports documenting its performance under this item.
- e. It is the Prime Contractor's responsibility to determine whether the work that is committed and/or contracted to a DBE firm can be counted for DBE credit by referencing the work type and NAICS code listed for the DBE firm on the Wisconsin UCP DBE Directory.

- f. It is the Prime Contractor's responsibility to assess the DBE firm's ability to perform the work for which it is committing/contracting the DBE to do. Note that the Department encourages the Prime Contractor to assist and develop DBE firms to become fully knowledgeable contractors to successfully perform on its contracts.
- g. The Prime Contractor will inform the DBE office via email of all DBE subcontractors added to the project following execution of the contract. The Prime Contractor may omit submission of another form DT1506, but must submit signed Attachment A forms for additional DBE firms.
- h. See Section 7 for DBE credit evaluation for Trucking and Section 8 for DBE credit evaluation for Manufacturers, Suppliers, and Brokers

Naming conventions: When emailing files, please use the following language to identify your submission- "Project #, Proposal #, Let date, Business Name, Attachment A" Email: DBE_Alert@dot.wi.gov

*Note: A sublet request is required for DBE work, regardless of subcontract tier, and also for reporting materials or supplies furnished by a DBE.

- Sublet Requests via form DT1925 or WS1925 are required for 1st Tier DBEs
- For all 2nd Tier and below notification of DBE sublet is indicated by the contractor entering them in CRCS

7. Credit Evaluation for Trucking

All bidders are expected to adhere to the Department's current trucking policy posted on the HCCI website at: <http://wisconsin.gov/Documents/doing-bus/civil-rights/dbe/trucking-utilization-policy.pdf>

The prime contractor is responsible for ensuring that all subcontractors including trucking firms, receive Form FHWA 1273: <https://www.fhwa.dot.gov/programadmin/contracts/1273/1273.pdf>

See Section 8 for Broker credit.

8. Credit Evaluation for Manufacturers, Suppliers, Brokers

The Department will calculate the amount of DBE credit awarded to a prime using a DBE firm for the provisions of materials and supplies on a contract-by-contract basis. The Department will count the material and supplies that a DBE firm provides under the contract for DBE credit based on whether the DBE firm is a manufacturer, supplier, or broker. Generally, DBE credit is determined through evaluation of the DBE owner's role, responsibility, and contribution to the transaction. Maximum DBE credit is awarded when the DBE firm manufactures materials or supplies. DBE credit decreases when the DBE firm solely supplies materials, and minimal credit is allotted when the DBE firm's role is administrative or transactional. It is the bidder's responsibility to confirm that the DBE firm is considered a supplier or a manufacturer before listing them on Commitment to Subcontract to DBE form DT1506 or DBE Commitment submitted with the bid.

a. Manufacturers

- (1) A manufacturer is a firm that operates or maintains a factory or establishment that produces, on the premises, the materials, supplies, articles, or equipment required under the contract and of the general character described by the specifications.
- (2) If the materials or supplies are obtained from a DBE manufacturer, **100%** percent of the cost of the materials or supplies counts toward DBE goals.

b. Regular Dealers of Material and/or Supplies

- (1) A regular dealer is a firm that owns, operates, or maintains a store, warehouse, or other establishment in which the materials, supplies, articles or equipment of the general character described by the specifications

and required under the contract are bought, kept in stock, and regularly sold or leased to the public in the usual course of business.

- (2) If the materials or supplies are purchased from a DBE regular dealer, count **60%** percent of the cost of the materials or supplies toward DBE goals.
- (3) At a minimum, a regular dealer must meet the following criteria to be counted for DBE credit:
 - i. The DBE firm must be an established, regular business that engages, as its principal business and under its own name, in the purchase and sale or lease of the products in question.
 - ii. The DBE firm must both own and operate distribution equipment for the product--bulk items such as petroleum products, steel, cement, gravel, stone, or asphalt. If some of the distribution equipment is leased, the lease agreement must accompany the DBE Commitment form for evaluation of the dealer's control before the DBE office approves the DBE credit.
- (4) When DBE suppliers are contracted, additional documentation must accompany the DBE Commitment and Attachment A forms. An invoice or bill-of-sale that includes names of the bidder and the DBE supplier, along with documentation of the calculations used as the basis for the purchase agreement, subcontract, or invoice. WisDOT recognizes that the amount on the Attachment A form may be more or less than the amount on the invoice per b.(1) above.
 - i. The bidder should respond to the following questions and include with submission of form DT1506 or the DBE Commitment entered with bid:
 - a. What is the product or material?
 - b. Is this item in the prime's inventory or was the item purchased when contract was awarded?
 - c. Which contract line items were referenced to develop this quote?
 - d. What is the amount of material or product used on the project?
- (5) Supplies purchased in **bulk** from DBE firms at the beginning of the season may be credited to current contracts if submitted with appropriate documentation to the DBE office.
 - i. To ensure that the appropriate credit is assigned, follow the procedure below:
 - a. When DBE suppliers are contracted for bulk supply or commodity purchases, an invoice or bill-of-sale that includes names of the contractor and the DBE supplier should be submitted to the DBE Office via eSubmit (preferred during letting) or the DBE_Alert email box. The supply/commodity credit may be applied during the federal fiscal year (October- September) in which the purchase was made.
 - b. When the contractor intends to apply the credit to a particular project, submit a copy of the original invoice, documentation of the calculations for supplies/commodities to be used on the project, and an Attachment A. Indicate on the Attachment A:
 - c. This supply/commodity is in the prime's inventory or pre-paid in case of commodities
 - d. The full value of the original invoice submitted to the DBE Office, above in (1)
 - e. The amount of material or product used on this project
 - f. Fuel estimate listed on Attachment A will be recorded as a deduction from the full fuel purchase amount shown on the invoice
 - ii. DBE Office Process (Applies only to bulk purchases)
 - a. Supply/Commodity commitment is received
 - b. Engineer verifies amount listed on invoice and enters the full amount into spreadsheet
 - c. The amount of credit applied for each project is updated on the spreadsheet until the bulk purchase is exhausted
 - d. Engineer informs contractor when full amount of bulk purchase has been applied

c. Brokers, Transaction Expeditors, Packagers, Manufacturers' Representatives

- (1) No portion of the cost of the materials, supplies, services themselves will count for DBE credit. However, WisDOT will evaluate the fees or commissions charged when a prime purchases materials, supplies, or services from a DBE certified firm which is neither a manufacturer nor a regular dealer, namely: brokers, packagers, manufacturers' representatives, or other persons who arrange or expedite transactions.
- (2) Brokerage fees are calculated as **10%** of the purchase amount.
- (3) WisDOT may count the amount of fees or commissions charged for assistance in the procurement of the materials and supplies, fees, or transportation charges for the delivery of materials or supplies required on a job site.
- (4) Evaluation of DBE credit includes review of the contract need for the item/service, the sub-contract or invoice for the item/service, and a comparison of the fees customarily allowed for similar services to determine whether they are reasonable.

9. DBE Commitment Modification Policy (Formerly "DBE Replacement Policy")

a. Issuing a Contract Change Order

Any changes or modifications to the contract once executed are considered contract modifications and as such require a change order. In addition, the DBE office must provide consent for reduction, termination, or replacement of subcontractors approved on the DBE Commitment *in advance* of the modification for the prime contractor to receive payment for work or supplies. Additions to the DBE Commitment do not require advance notification of the DBE office. (see below e. DBE Utilization beyond the approved DBE Commitment)

b. Contractor Considerations

- (1) A prime contractor cannot modify the DBE Commitment through reduction in participation, termination, or replacement of a DBE subcontractor listed on the approved DBE Commitment without prior written consent from the DBE Office. This includes, but is not limited to, instances in which a prime contractor seeks to perform work originally designated for a DBE subcontractor with its own forces or those of an affiliate, a non-DBE firm, or with another DBE firm.
- (2) If a prime contractor reduces participation, replaces, or terminates a DBE subcontractor who has been approved for DBE credit toward its contract, the prime is required to provide documentation supporting its inability to fulfill the contractual commitment made to the Department regarding the DBE utilization.
- (3) The Prime Contractor is required to demonstrate efforts to find another DBE subcontractor to perform at least the same amount of work under the contract as the DBE subcontractor that was terminated, to the extent needed to meet the assigned DBE contract goal. When additional opportunity is available by contract modifications, the Prime Contractor must utilize DBE subcontractors that were committed to equal work items, in the original contract.
- (4) In circumstances when a DBE subcontractor fails to complete its work on the contract for any reason, or is terminated from a contract, the Prime Contractor must undertake efforts to maintain its commitment to the assigned DBE goal.
- (5) The DBE subcontractor should communicate with the Prime Contractor regarding its schedule and capacity in the context of the contract. If the DBE firm anticipates that it cannot fulfill its subcontract, they will advise the Prime Contractor and suggest a DBE subcontractor that may replace their services and provide written consent to be released from its subcontract.
 - i. Before the Prime Contractor can request modification to the approved DBE Commitment, the Prime Contractor must:
 - a. Make every effort to fulfill the DBE Commitment by working with the listed DBE subcontractor to ensure that the firm is fully knowledgeable of the Prime Contractor's expectations for successful performance on the contract. Document these efforts in writing.

- b. If those efforts fail, provide written notice to the DBE subcontractor of the Prime Contractor's intent to request to modify the Commitment through reduction in participation, termination, and/or replacement of the subcontractor including the reason(s) for pursuing this action.
- c. Copy the DBE Office on all correspondence related to changing a DBE subcontractor who has been approved for DBE credit on a contract, including preparation and coordination efforts.
- d. Clearly state the amount of time the DBE firm has to remedy and/or respond to the notice of intent to replace/terminate. The DBE must be allowed five days from the date notice was received as indicated by email time stamp or signed certified mail, to respond, in writing. EXCEPTION: The Prime Contractor must provide a verifiable reason for a response period shorter than five days. For example, a WisDOT project engineer or project manager confirms that WisDOT has eliminated an item the DBE subcontractor was contracted for.
- e. The DBE subcontractor must acknowledge the contract modification with written response to the Prime Contractor and the DBE Office. If objecting to the subcontract modification, the DBE subcontractor must outline the basis for objection to the proposed modification, providing sound reasoning for WisDOT to reject the prime's request.

c. Request to Modify DBE Subcontracting Commitment

The written request referenced above may be delivered by email or fax. The request must contain the following:

- (1) Project ID number
- (2) WisDOT Contract Project Engineer's name and contact information
- (3) DBE subcontractor name and work type and/or NAICS code
- (4) Contract's progress schedule
- (5) Reason(s) for requesting that the DBE subcontractor be replaced or terminated
- (6) Attach/include all communication with the DBE subcontractor to deploy/address/resolve work completion

Naming conventions: When emailing files, please use the following language to identify your submission- "Project #, Proposal #, Let date, Business Name, MODIFICATION" Email: DBE_Alert@dot.wi.gov + Project Engineer

WisDOT will review the request and any supporting documentation submitted to evaluate if the circumstance and the reasons constitute good cause for replacing or terminating the approved DBE subcontractor.

Good Causes to Replace a DBE subcontractor according to the federal DBE program guidelines {49 CFR part 26.53}

- The listed DBE subcontractor fails or refuses to execute a written contract
- The listed DBE subcontractor fails or refuses to perform the work of its subcontract in a way consistent with normal industry standards. Provided, however, that good cause does not exist if the failure or refusal of the DBE subcontractor to perform its work on the subcontract results from the bad faith or discriminatory action of the prime contractor
- The listed DBE subcontractor fails or refuses to meet the prime contractor's reasonable, nondiscriminatory bond requirements
- The listed DBE subcontractor becomes bankrupt, insolvent, or exhibits credit unworthiness
- The listed DBE subcontractor is ineligible to work on public works projects because of suspension and debarment proceedings pursuant 2 CFR Parts 180, 215, and 1,200 or applicable state law
- The prime has determined that the listed DBE subcontractor is not a responsible contractor
- The listed DBE subcontractor voluntarily withdraws from the project and provides written notice of its withdrawal
- The listed DBE subcontractor is ineligible to receive DBE credit for the type of work required

- A DBE firm owner dies or becomes disabled with the result that the listed DBE subcontractor is unable to complete its work on the contract.

d. Evaluation and Response to the Request

WisDOT's timely response to the Prime Contractor's request for modification of the approved DBE Commitment will be provided to the prime and the WisDOT project engineer via email.

If WisDOT determines that the Prime Contractor's basis for reduction in participation, replacement, or termination of the DBE subcontractor is not consistent with the good cause guidelines, the DBE office will provide a response via email within 48-hours of receipt of request from the Prime Contractor as indicated by email time stamp. The communication will include: the requirement to utilize the committed DBE, actions to support the completion of the contractual commitment, a list of available WisDOT support services, and administrative remedies, including withholding payment to the prime, that may be invoked for failure to comply with federal DBE guidelines for DBE replacement.

The WisDOT contact for all actions related to modification of the approved DBE Commitment is the DBE Program Engineer who can be reached at DBE_Alert@dot.wi.gov or (414) 335-0413.

e. DBE Utilization beyond the approved DBE Commitment

When the prime or a subcontractor increases the scope of work for an approved DBE subcontractor or adds a DBE subcontractor who was not on the approved form DT1506 or DBE Commitment submitted with bid at any time after contract execution, this is referred to as voluntary DBE contract goal achievement. The contractor must follow these steps to ensure that the participation is accurately credited toward the DBE goal:

- (1) Forward a complete, signed Attachment A form to the DBE Office. A complete Attachment A includes DBE subcontractor contact information, signatures, subcontract value, and description of the work areas to be performed by the DBE. The DBE Office will verify the DBE participation and revise the DBE Commitment based on the email/discussion and the new Attachment A.
- (2) When adding to an existing DBE Commitment, submit a new Attachment A to the DBE Alert mailbox
- (3) OR Submit a final Attachment A to DBE Alert during the Finals Process when Compliance receives notice of "Substantially Complete"

Naming conventions: When emailing files, please use the following language to identify your submission- "Project #, Proposal #, Let date, Business Name, New Attachment A" Email: DBE_Alert@dot.wi.gov

Special note on trucking

- DBE truckers added to the sublets in CRCS *will* be approved without DBE credit (You will see a "N" in CRCS instead of "Y")
- Prime Contractors may enter a "place holder" e.g. \$1000.00, for DBE Trucking in CRCS if the full amount of trucking is unknown for sublet purposes only
- The hiring contractor may obtain the Attachment A with DBE signature included but the **Prime Contractor** must sign the Attachment A before submitting
- DBE truckers need to be added to the DBE commitment once. If the DBE trucker is on the initial commitment (DT1506/E1506) there is no requirement to submit another Attachment A for that trucker for that contract.

10. Commercially Useful Function

- a. Commercially Useful Function (CUF) is evaluated after the contract has been executed, while the DBE certified firm is performing contracted work items.
- b. The Department uses Form DT1011, DBE Commercially Useful Function Review and Certification to evaluate if the DBE is performing a commercially useful function. WisDOT counts expenditures of a DBE toward the DBE goal only if the DBE is performing a commercially useful function on that contract.

- c. A DBE firm is performing a commercially useful function if the following conditions are met:
 - (1) For contract work, the DBE is responsible for executing a distinct portion of the work and is carrying out its responsibilities by actually performing, managing, and supervising that work.
 - (2) For materials and supplies, the DBE is responsible for negotiating price, determining quality and quantity, ordering, and paying for those materials and supplies.
- d. Offsite Hauling – when DBE truck will haul between a pit and plant or location other than the construction site associated with the commitment
 - (1) Indicate Offsite Hauling on Attachment A
 - (2) Discuss offsite hauling at weekly progress meetings with Project Engineer (PE)
 - (3) PE conducts spot checks of pits/plants to verify DBE truck is hauling and/or verifying hauling log
 - (4) Prime should be prepared to submit haul tickets, plant/pit tickets, timecards, and other pertinent documentation if requested by PE or DBE Office

11. Credit Evaluation for DBE Primes

WisDOT calculates DBE credit based on the amount and type of work performed by DBE certified firms for work submitted with required documentation. If the prime contractor is a DBE certified firm, the Department will only count the work that the DBE prime performs with its own forces for DBE neutral credit. The Department will also calculate DBE credit for work performed by any other DBE certified subcontractor, DBE certified supplier, and DBE certified manufacturer on the contract in each firm's approved NAICS code/work areas that are submitted with required documentation. Crediting for manufacturers and suppliers is calculated consistent with Section 8 of this document and 49 CFR Part 26.

12. Joint Venture

A joint venture is an association of a DBE firm and one or more other firms to carry out a single, for-profit business enterprise, for which the parties combine their property, capital, efforts, skills and knowledge, and in which the DBE is responsible for a distinct, clearly defined portion of the work of the contract and whose share in the capital contribution, control, management, risks, and profits of the joint venture are commensurate with its ownership interest. If a DBE performs as a participant in a joint venture, the Department will only credit the portion of the total dollar value of the contract equal to the portion of the work that the DBE performs with its own forces.

13. Mentor-Protégé

- a. If a DBE performs as a participant in a mentor-protégé agreement, the Department will credit the portion of the work performed by the DBE protégé firm.
- b. DBE credit is evaluated and confirmed by the DBE Office for any contracts on which the mentor-protégé team identifies itself to the DBE Office as a current participant of the Mentor-Protégé Program.
 - (1) DBE credit may only be awarded to a non-DBE mentor firm for using its own protégé firm for less than one half of its goal on any contract; and
 - (2) Not award DBE credit to a non-DBE mentor firm for using its own protégé firm for more than every other contract performed by the protégé firm.
- c. A DBE protégé firm may be eligible for conditional NAICS code extension for training with the mentor. Request permission from the DBE Office- Certification area.
- d. Refer to WisDOT's Mentor-Protégé guidelines for guidance on the number of contracts and amount of DBE credit allowed on WisDOT projects.

14. Use of Joint Checks

The use of joint checks is allowable if it is a commonly recognized business practice in the material industry. A joint check is defined as a two-party check between a DBE subcontractor, a prime contractor, and the regular dealer or materials supplier who is neither the prime nor an affiliate of the prime. Typically, the prime contractor issues one check as payor to the DBE subcontractor and to the supplier jointly (to guarantee payment to the supplier) as payment for the material/supplies used by the DBE firm in cases where the DBE subcontractor and materials have been approved for DBE credit. The DBE subcontractor gains the opportunity to establish a direct contracting relationship with the supplier to potentially facilitate a business rapport that results in a line of credit or increased partnering opportunities.

The cost of material and supplies purchased by the DBE firm is part of the value of work performed by the DBE to be counted toward the goal. To receive credit, the DBE firm must be responsible for negotiating price, determining quality and quantity, ordering the materials, and installing (where applicable) and "paying for the material itself." See 49 CFR 26.55(c)(1).

The approval to use joint checks constitutes a commitment to provide further information to WisDOT, upon request by staff. WisDOT will allow the use of joint checks when the following conditions are met:

- a. The Prime Contractor must request permission to use joint checks from the DBE Office by submitting the Application to Use Joint Checks.
 - (1) Request should be made when the DBE Commitment or the Request to Sublet is submitted; the request will not be considered if submitted after the DBE Subcontractor starts its work.
 - (2) Approval/Permission must be granted prior to the issuance of any joint checks.
 - (3) The payment schedule for the supplier must be presented to the DBE office before the first check is issued.
 - (4) The joint check for supplies must be strictly for the cost of approved supplies.
- b. The DBE subcontractor is responsible for furnishing and/or installing the material/work item and is not an 'extra participant' in the transaction. The DBE firm's role in the transaction cannot be limited solely to signing the check(s) to release payment to the material supplier. At a minimum, the DBE subcontractor's tasks should include the following:
 - (1) The DBE subcontractor (not the prime/payor) negotiates the quantities, price, and delivery of materials.
 - (2) The DBE subcontractor consents to sign/release the check to the supplier by signing the [Application to Use Joint Checks](#) after establishing the conditions and documentation of payment within the subcontract terms or in a separate written document.
- c. The Prime contractor/payor acts solely as a guarantor.
 - (1) The Prime Contractor agrees to furnish the check used for the payment of materials/supplies under the contract.
 - (2) The prime contractor/payor cannot require the subcontractor to use a specific supplier or the prime contractor's negotiated unit price.

15. Payment

Costs for conforming to this Additional Special Provision (ASP) and any associated DBE requirements are incidental to the contract.

Appendix A

Substantive Conversation Guidelines

The substantive conversation is critical to all bidders' demonstration of good faith effort to meet the DBE goal prior to bid opening. Relationship building between primes and subcontractors is crucial to DBE goal attainment. Responsible bidders seek to build rapport with potential DBE subcontractors to understand capacity, areas of expertise, and assess contracting feasibility. Bidders who compete for WisDOT contracts are specialty contractors responding to a growing and changing contract environment. Just as these specialists are responsible for care of the roads, they are likewise responsible for contributing to the health of the industry. The substantive conversation drives collaboration that will build industry health and capacity. The following is intended to provide guidance for such discussions but is not an exhaustive list. Contractors are encouraged to incorporate their existing strategies for cultivating business relationships as well.

Prior to Bid Opening- this discussion should happen as early as possible (WisDOT advertisements are released weeks prior to each Let)

1. Determine DBE subcontractor's interest in quoting
2. If response indicates inexperience with quoting- offer support/assistance to the DBE in understanding the industry including fundamentals a subcontractor needs to know, required reading and/or resources.
3. Assess their interest and experience in the road construction industry by asking questions such as:
 - Have you competed for other WisDOT contracts? Ratio of competed/to wins
 - Have you performed on any transportation industry contracts (locally or with other states)?
 - What the largest contract you've completed?
 - Have you worked in the industry: apprentice, journeyman, safety, inspection etc.?
 - Does this project fit into your schedule? Are you working on any contracts now?
 - Have you reviewed a copy of the plans? Are you comfortable performing within the scope and quantity considerations of this contract?
 - What region do you work in? Home base?
 - Which line items are you considering?
 - Have you read/are you familiar with WisDOT Standard Specifications? Construction Material Manual?
 - Do you understand where your work fits in the project schedule, project phases?

Following Bid Opening- this discussion can happen at any time

1. After reviewing their quote, note the following in your discussion:
 - Does the quote look complete? Irregular?
 - Are there errors in the quote? Are items very high or very low?
 - In general, does the quote look competitive?
2. Questions and Advice for the bidder to share with the potential DBE subcontractor:
 - What line items would typically be in a competitive quote for a subcontractor of their specialty?
 - How many employees and what is their role/experience/expertise in your firm?
 - Do you have resources for labor (union member, family-based, community-resourced) and capital (banking relationship, bond agent, CPA)?
 - Where have you worked: cities, states, government, commercial, residential/private sector, etc. Explain similarities or differences.
 - Refer them to reliable, trusted, industry resources that can educate or connect them to relevant resources, education/certification resources, more appropriate contract opportunities.
 - Discussion about prime contract and subcontract liability, critical path items, contract quantities, schedule risks, and potential profit/loss (for upcoming known projects or in general).
 - Discussion of bonding, insurance, and overall business risk considerations.

Appendix B

Sample Contractor Solicitation Letter Page 1

(This sample is provided as a guide, not a formatting requirement)

DBE Solicitation - [Month] [Day], [Year] WisDOT Bid Letting

Attention all DBEs. [Prime Contractor] is actively seeking your quote for the [Month][Day], [Year] Bid Letting. [Prime Contractor] is considering bidding on the projects listed on page 2 as a prime contractor. Please see page 2 for instructions and the sub-contractable opportunities for each proposal.

Does [Prime Contractor] accept quotes in areas we might self-perform? Yes, we do! We support this federal rule and (if needed) we consider areas we might self-perform an opportunity to provide in the field assistance and training if we award your quote.

Where can DBEs find the plans, specifications & addenda? Please visit [Prime Contractor's] plan room [LINK] or on WisDOT's Highway Construction Contract Information HCCI website: [Wisconsin Department of Transportation Highway Construction Contract Information \(wisconsindot.gov\)](https://www.wisconsin.gov/transportation/highway-construction-contract-information). This same website can be checked for the contract status.

What should your quote include? All the costs required to complete the items you propose to perform including labor, equipment, material, and related bonding or insurance. The quote should also note items that you are DBE certified to perform, tied items, and any special terms. Please use page 2 as your cover sheet for your quote.

Do you have a question regarding bonding, credit, insurance, equipment, or supplies/materials? We welcome all DBE questions! Please call [Prime Contractor] and ask to speak with [Contact]. [Prime Contractor] can provide basic information as well as a referral to a trusted industry partner for insurance and bonding needs.

When are quotes due?

[Month] [Day], [Year] at [Time]. We accept quotes via SBN, email, or fax. Please make every effort to have your quotes in by this time or earlier. Quality check your quote so it includes the correct letting date, project ID, proposal number, unit price and extension.

Who can DBEs contact for questions, information, clarification or for a quote evaluation? [Project Manager Name] [Phone] [Email]. If you are quoting [Prime Contractor] for the first time, we encourage you to come meet with us in person to discuss the project. Our office hours are 7:30 a.m. – 5:00 p.m. On bid day, we are in the office by 6:30 a.m.

Why partner with [Prime Contractor]?

DBE partnership is a core part of [Prime Contractor's] mission. Including DBEs at the beginning of each project is essential in the success of each project. We consider DBEs to be important industry partners who bring dedication and knowledge at various stages during construction. We are proud to be an industry leader with our DBE partnership. Your success as a DBE is our success.

Sample Contractor Solicitation Letter Page 2
(This sample is provided as a guide, not a formatting requirement)
 REQUEST FOR QUOTE

[Prime Contractor]
Letting Date: [Month] [Day], [Year]
Project IDs: 1234-56-00 (Proposal #1) & 1234-01-78 (Proposal #6)

Please check all that apply:

- Yes, we will be quoting the projects & items listed below
- No, we are not interested in quoting on the letting or its items referenced below
- Please take our name off your monthly DBE contact list
- We have questions about quoting this letting. Please have someone contact me at this number:

Prime Contractor Contact: _____ DBE: _____
 Phone: _____ Fax: _____
 Email: _____

Please circle the proposals and items you will be quoting below and contact us with any questions

Proposal County	1 Dane County	6 Crawford County
Clearing & Grubbing	X	X
Dump Truck Hauling	X	X
Curb/Gutter/Sidewalk	X	
Erosion Control Items		X
Excavation	X	X
Pavement Marking		X
Traffic Control	X	
Sawing	X	X
QMP, Base		X
Pipe Underdrain	X	
Landscape		X
Beam Guard	X	
Electrical	X	
Signs/Posts/Markers		X
Survey/Staking		X

Again, please make every effort to have your quotes into our office by time deadline prior to the letting date.

Sample Contractor Solicitation Email - Simplified
(This sample is provided as a guide, not a formatting requirement)

ATTENTION DBEs

- **[Prime Contractor] specializes in municipal projects in the XX Region(s)**
- **We have successfully competed for and completed XX WisDOT projects over the past XX years**
- **Consider [Prime Contractor] your partner on WisDOT Projects**

[Prime Contractor] is seeking your subcontractor quote for the XX/XX/20XX WisDOT bid letting on the below projects:

Project	Proposal	County	Region
1234-56-00	2	Dane	SW
1234-01-78	6	Crawford	SW

- Please review the attachments **[attach Solicitation Letter]** and respond with your intent to quote (or not) along with the work items you are interested in performing and respond via fax or email by **date**. The quote should note items that you are DBE certified to perform, tied items, and any special terms. Please include labor, equipment, material, and related bonding or insurance.
- If you have any questions regarding bonding, credit, insurance, equipment and/or materials/supplies, please feel free to call [Prime Contractor] and ask for [Contact]. **(Include if your company is willing to answer these types of DBE questions)**
- Plans and Specifications can be found: **WisDOT HCCI Website: List webpage where plans are located**
- If you do choose to quote, please make every effort to have your quote into our office by **time and date**. Make sure the correct letting date, project number, unit price and extension are included in your quote.
- Should you have questions regarding the mentioned project, please call our office at (414) 555-5555 and we will direct you to the correct estimator/project manager.
Our office hours are 7:30 a.m. - 5:00 p.m.

Thank you – we look forward to working with your company on this project!

Prime Contractor
 Project Manager
 Direct: 414-555-5555
 Cell: 414-555-5556

Sample Contractor Solicitation Email to **non-DBE** WisDOT Subcontractors - Simplified

(This sample is provided as a guide, not a formatting requirement)

ATTENTION WisDOT SUBCONTRACTORS

[Prime Contractor] is considering bidding on the below projects for the **XX/XX/20XX WisDOT Bid Letting**:

Project	Proposal	County	Region	DBE Goal
1234-56-00	2	Dodge	SW	6.00%
1234-01-78	11	Adams	NC	3.00%
1234-00-99	20	Buffalo	NW	5.00%
1234-00-98	33	Portage	NC	6.00%

The above projects have DBE goals and [Prime Contractor] is committed to DBE inclusion with every project. As such, we are requesting:

- All WisDOT Subcontractors to **solicit and utilize** DBEs in your quotes.
- DBE participation can be achieved through purchasing materials from DBE suppliers, using DBE subcontractors and/or DBE trucking firms or any combination of these.
- If there is an opportunity to untie an item in your quote so a DBE can be utilized, please look for those opportunities as well.
- Your quote will be evaluated based on the amount of DBE participation your company is able to provide when compared to other quotes for the same work.

If you do choose to quote, please make every effort to have your quote into our office by **time and date**. Please submit all quotes to [Email]. Make sure the correct letting date, project number, unit price and extension are included in your quote.

Should you have questions regarding the mentioned project, the Project Manager contact is: [Name] [Phone Number] [Email]

Thank you for utilizing DBEs who are trusted industry partners with WisDOT projects.

Prime Contractor
 Project Manager
 Direct: 414-555-5555
 Cell: 414-555-5556

Appendix C

Small Business Network (SBN) Overview

The Small Business Network is a part of the Bid Express® service that was created to ensure that prime bidders have a centralized online location to find subs - including small and disadvantaged business enterprises (DBEs). It is available for prime bidders to use as part of their Basic Service subscription. Within the Small Business Network, **Prime Contractors** can:

1. Easily select proposals, work types and items:
 - a. After adding applicable work types, select items that you wish to quote. Enter the sub-quote quantities and add comments, if desired. Adding or removing items and work types can be done quickly. If needed, you can save the sub-quote for later completion.
2. Create sub-quotes for the subcontracting community:
 - a. Create sub-quotes with ease using the intuitive sub-quote creator. In seven short steps, you can rapidly create a custom sub-quote directed to all subcontractors that bid on the applicable work types. Steps include: provide contact information and sub-quote expiration date, select letting and proposal, add work types and items, specify terms and conditions, upload attachments, and select vendors.
 - b. Create a sub-quote to send to subcontractors or suppliers that lists the items in a proposal that you want quoted
 - c. Create an unlimited number of sub-quotes for items you want quoted, and optionally mark them as a DBE preferred request.
 - d. Add attachments to sub-quotes.
3. View sub-quote requests & responses:
 - a. After logging into the Bid Express service, you can quickly review all of your sub-quote requests and all unsolicited sub-quote requests from subcontractors. To simplify the Small Business Network home screen, sub-quote requests can be hidden with one click if they are not applicable.
 - b. View or receive unsolicited sub-quotes that subcontractors have posted, complete with terms, conditions and pricing.
4. View Record of Subcontractor Outreach Effort:
 - a. For each sub-quote produced, a *Record of Subcontractor Outreach Effort* is generated that shows the response statistics for a particular sub-quote. If accepted by the letting agency, this report may serve as proof of a "Good Faith" effort in reaching out to the DBE community.
 - b. Easily locate pre-qualified and certified small and disadvantaged businesses.
 - c. Advertise to small and disadvantaged businesses more efficiently and cost effectively.
 - d. Document your interactions with subs/DBEs by producing an Outreach Report (may be accepted as proof of DBE outreach at the discretion of each agency).

The Small Business Network help small businesses learn more about opportunities, compete more effectively, network with other contractors and subcontractors, and win more jobs. The DBE will provide free SBN accounts to DBEs when requested. Use DBE_Alert@dot.wi.gov to request an account. **DBE firms can:**

1. View and reply to sub-quote requests from primes:
 - a. After logging into the Bid Express service, you can quickly review all incoming sub-quote requests and all unsolicited sub-quotes created by your company. Receive notifications by selected work type. To simplify on the Small Business Network home screen, sub-quote requests can be filtered by work types relevant to your interests or hidden with one click if they are not applicable.
2. Select items when responding to sub-quote requests from primes:
 - a. You have the freedom to choose and price any number of items when responding to a sub-quote request. Quantities can be modified, and per-item comments are also available.
 - b. View requests for sub-quotes for work that primes have posted for projects they are bidding, add your pricing, terms, and conditions, and submit completed sub-quotes to the requesting primes. c. Add attachments to a sub-quote.
3. Create and send unsolicited sub-quotes to specific contractors:
 - a. Create unsolicited sub-quotes with ease using the intuitive sub-quote creator. In eight short steps, you can rapidly create a custom sub-quote directed at any number of specific vendors of your choosing. Steps include: provide contact information and sub-quote expiration date, select letting and proposal, add work types and items, specify terms and conditions, upload attachments, and select vendors.
4. Easily select and price items for unsolicited sub-quotes:
 - a. After adding applicable work types, select items that you wish to quote. The extended price calculates automatically, cutting out costly calculation errors. Comments can be provided on a per-item basis as well.
 - b. Create an unsolicited sub-quote that lists the items from a proposal that you want to quote, include pricing, terms and conditions, and send it to selected prime/plan holder.
 - c. Add attachments to a sub-quote.
 - d. Add unsolicited work items to sub-quotes that you are responding to.
5. Easy Access to Valuable Information
 - a. Receive a confirmation that your sub-quote was opened by a prime.
 - b. View Bid Tab Analysis data from past bids, including the high, average and low prices of items.
 - c. View important notices and publications from DOT targeted to small and disadvantaged businesses.
6. Accessing Small Business Network for WisDOT contracting opportunities
 - a. If you are a contractor not yet subscribing to the Bid Express service, go to www.bidx.com and select "Order Bid Express." The Small Business Network is a part of the Bid Express Basic Service.

Appendix D

Good Faith Effort Evaluation Measures *by categories referenced in DBE regulations*

Bidders must demonstrate that they took all necessary and reasonable steps to achieve the assigned DBE contract goal. For each contract, all bidders must submit documentation indicating the goal has been met or if falling short of meeting the assigned goal, must request a DBE Goal Waiver and document all efforts employed to secure DBE subcontractor participation on Form DT1202.

DBE staff analyze the bidder's documented good faith efforts to determine if action taken was sufficient to meet the goal. Sufficiency is measured contract-by-contract. WisDOT evaluates active and aggressive efforts, quality, quantity, scope, intensity, and appropriateness of the bidder's efforts as a scale of the principles of Good Faith outlined in 49 CFR Part 26, Appendix A. Additional emphasis is placed on the bidder's demonstration of timely submission of documentation and communication with DBE subcontractors, and business development initiatives undertaken to support DBE firm growth.

The following is a sample of good faith effort activities that are rated according to the accompanying rubric. Contractors are encouraged to identify additional activities that align with their business type(s).

- Personal, tailored solicitation to firms that specialize in work types planned or desired for subcontracting
- Follow up to initial solicitation via email or phone
- Substantive conversation including topics such as contract liability, critical path work items, schedule risks, and potential profit/loss
- SBN utilization including posting quotes
- Review and response to DBE quotes including provision of information about plans, specifications, and requirements as applicable
- Documentation requesting subcontractors support DBE goal by solicitation and inclusion of DBE subcontractor quotes
- Responsive and timely submission of organized documentation
- Analysis of number of DBE firms who do work types that you typically subcontract
- Analysis of number of DBE firms who reside in geographical areas where prime seeks work
- Analysis of firms who express interest in bidding/quoting including the number of firms who declined your solicitation
- Reference check of DBE subcontractor work or training (documentation of questions and response required)
- Number of different efforts undertaken to meet the assigned DBE goal as documented in accompanying Form DT1202
- Submission of all DBE quotes received matched with a variety of work to be performed by DBEs
- Number and names of DBE firms provided written advice, or referral to industry-specific business development resources
- Overall pattern of DBE utilization on all WisDOT contracts which may include contracting with municipalities
- Documentation of resources expended to meet assigned DBE goal (#of hours, staff titles, average pay rate, actions taken)
- Analysis of subcontractable work items to be completed by prime beyond prime contractor's 30%
- Risk analysis of work items that are typically in tied quotes that could be unbundled
- List of contract work items in smallest economically feasible units, identifying schedule impact
- Submission of a Gap Analysis identifying DBE skillset and/or industry needs
- Staff training in EEO and Civil Rights laws as documented in training logs
- Written Capacity Assessment completed with DBE firm documenting its ability to perform the work quoted
- DBE engagement efforts beyond simple solicitation that include a substantive discussion, initiated as early in the acquisition process as possible (*points added for each day prior to letting*)
- Outreach and marketing efforts with minority, women, and veteran-focused organizations at least 10 days prior to bid opening
- Active involvement in WisDOT's Business Development Program, TrANS training, facilitated networking efforts, workshops
- Customized teaching/training efforts for future opportunities with DBE subcontractor, contract specific and/or annually
- Introduction and reference provided for DBE subcontractor to a prime who has not previously contracted with the DBE firm
- Prime utilization of a DBE subcontractor the prime has not contracted with previously
- Written referral/recommendation to bond/insurance agents, manufacturer, supplier
- Documented efforts fostering DBE participation through administrative and/or technical assistance
- Evidence of negotiation with the DBE firm about current and future Let opportunities
- Recommendation of local and state services that support small business and access to opportunity: DOA, SBA, WEDC, WPI, etc.
- Advice on bonding, lines of credit, or insurance as required to complete the items quoted and contract requirements

GFE Evaluation Rubric – Phase 1 – Initial Review

DT1202	Examples	Rating	OBOEC Feedback
Solicitation Documentation	<p>Identify all reasonable and available activities performed to solicit the interest of all certified DBEs who have capacity and ability to perform work on the project.</p> <p><i>Such as: Updated solicitation letter and email, timely solicitation, and follow-up, and/or utilized various methods to communicate solicitation (ex: letter, email, publication, posting and/or website)</i></p>		
Selected Work Items Documentation	<p>All work items are broken out into economically feasible units to facilitate DBE participation.</p> <p><i>Such as: Selected work items are <u>specific</u> to each proposal and clearly identified in all solicitation(s)</i></p>		
Documentation of Project Information provided to Interested DBEs	<p>Provide interested DBEs with adequate information about the plans, specifications, and any other contractual requirements in a timely manner to assist DBEs in response to solicitation.</p> <p><i>Such as: Project information is clearly identified in all solicitation(s)</i></p>		
Documentation of Negotiation with Interested DBEs	<p>Provide sufficient evidence demonstrating that good faith negotiations took place during the bid letting.</p> <p><i>Such as: Documented attempts with DBEs or on behalf of DBEs to increase DBE participation</i></p>		
Documentation of Sound Reason for Rejecting DBEs	<p>Provide sufficient evidence demonstrating that DBEs are rejected for sound reasons.</p> <p><i>Such as: Detailed and thoughtful analysis that considers both the percentage and dollar difference when rejecting a DBE including past performance, relevant business experience and stability, safety record, business ethic and integrity, technical capacity, and other tangible factors.</i></p>		
Documentation of Assistance to Interested DBEs- bonding, credit, insurance, equipment, supplies/materials	<p>Documented assistance in both solicitation(s) and outreach to DBEs.</p>		
Documentation of Outreach to Minority, Women, and Community organizations and other DBE Business Development Support	<p>Effectively use the services of minority, women, and community organizations as well as contractors' groups, local, state, and federal business assistance offices and organization that provide assistance in recruiting and supporting DBEs, as well participation in activities that support DBE business development.</p> <p><i>Such as: Variety of activities that translate into meaningful DBE participation</i></p>		
Documentation of other GFE activities	<p><i>Such as: Used DT1202 Excel Workbook, Diversity & Inclusion company policy, Mentor-Protégé participant, awarded neutral DBE after bid submission, included company GFE overview/strategy information and/or company website highlights DBE opportunities and participation</i></p>		
Overall Demonstration of GFE			

GFE EVALUATION RATING LEGEND – PHASE 1 – Initial Review

Documentation provided by bidder is evaluated and rated on the rubric. Bidders should include activities characterized by the following types of effort:

ACTIVE & AGGRESSIVE: Demonstrated through engaged and assertive activity

QUALITY: Demonstrated through essential character of conscientious and serious activity

QUANTITY: Demonstrated through a measurable number of activities

SCOPE & INTENSITY: Demonstrated through a rigorous approach to an appropriate and purposeful range of activities

TIMING: Demonstrated through engagement efforts beyond simple solicitation, initiated early in the process

GFE EVALUATION – PHASE 2 – Team Review**GFE Team completes:**

- Review of activities included on the rubric
- Review of the intent to award and sound reasoning submitted by Prime
- Bid analysis to confirm if any bid submitted met the DBE goal
- Review average of other bidders DBE goal achievement
- Team review of combined efforts documented in Phase 1 and 2 constitute final GFE determination

Rating Scale:

- **GFE Approval:**
Bona Fide = 6 or more categories color coded green.
Genuine effort characterized by sincere and earnest activities – “Solicitation” and “Sound Reasoning” must be green
- **GFE Approval:**
Sufficient = 5 or more categories color coded green or yellow
Adequate effort documented with a variety of quality activities – “Solicitation” and “Sound Reasoning” must be green or yellow
- **GFE Denial:**
Pro Forma efforts = 4 or less categories color coded green or yellow. Perfunctory effort characterized by routine or superficial activities

Green = Exceeds expectations

Yellow = Meets expectations

Red = Areas in need of attention and/or absence of documentation

See OBOEC Rubric Analysis Feedback

Excerpt from Appendix A to 49 CFR Part 26:

V. In determining whether a bidder has made good faith efforts, it is essential to scrutinize its documented efforts. At a minimum, you must review the performance of other bidders in meeting the contract goal. For example, when the apparent successful bidder fails to meet the contract goal, but others meet it, you may reasonably raise the question of whether, with additional efforts, the apparent successful bidder could have met the goal. If the apparent successful bidder fails to meet the goal but meets or exceeds the average DBE participation obtained by other bidders, you may view this, in conjunction with other factors, as evidence of the apparent successful bidder having made good faith efforts. As provided in §26.53(b)(2)(vi), you must also require the contractor to submit copies of each DBE and non-DBE subcontractor quote submitted to the bidder when a non-DBE subcontractor was selected over a DBE for work on the contract to review whether DBE prices were substantially higher; and contact the DBEs listed

GFE RUBRIC ANALYSIS	
OBOEC DECISION	APPROVAL OR DENIAL
Prime Contractor	
Proposal	
Project	
Bid Letting	
DBE Goal Amount	
DBE Goal Amount Achieved	
Bid Analysis	
Goal %	Achieved %
Apparent Low Bidder	%
Bidder B	
Bidder C	
Average of OTHER Bidders (Not including Apparent Low Bidder)	
DBE Quotes Received	
DBE Quotes Awarded	
DBE Quote(s) Rejected	Rejected Quote Analysis
DBE Quote(s) Awarded	Awarded DBE Amount

Appendix E

Good Faith Effort Best Practices

This list is not a set of requirements; it is a list of potential strategies

Primes

- Prime contractor open houses inviting DBE firms to see the bid “war room” or providing technical assistance.
- Participate in speed networking and mosaic exercises as arranged by DBE office.
- Host information sessions not directly associated with a bid letting.
- Participate in a formal mentor protégé or joint venture with a DBE firm.
- Participate in WisDOT advisory committees i.e. TRANSAC, or Mega Project committee meetings.
- Facilitate a small group DBE ‘training session’ clarifying how your firm prepares for bid letting, evaluates subcontractors, preferred qualifications, and communication methods.
- Encourage subcontractors to solicit and highlight DBE participation in their quotes to you.
- Quality of communication, not quantity creates the best results. Contractors should be thorough in communicating with DBE firms before the bid and provide any assistance requested to assure best possible bid.

DBE

- DBE firms should contact primes as soon as possible with questions regarding their quotes or bid; seven days prior is optimal.
- Continually check for contract addendums on the HCCI website through the Thursday prior to letting to stay abreast of changes.
- Review the status of contracts on the HCCI website reviewing the ‘apparent low bidder’ list and bid tabs at a minimum.
- Prepare a portfolio or list of related projects and prime and supplier references; be sure to note transportation related projects of similar size and scope, firm expertise and staffing.
- Participate in DBE office assessment programs.
- Participate on advisory and mega-project committees.
- Sign up to receive the DBE Contracting Update.
- Consider membership in relevant industry or contractor organizations.
- Active participation is a must. Quote as many projects as you can reasonably work on; quoting the primes and bidding as a prime with the Department are the only ways to get work.

Appendix F

Good Faith Effort Evaluation Guidance

Appendix A of 49 CFR Part 26

I. When, as a recipient, you establish a contract goal on a DOT-assisted contract for procuring construction, equipment, services, or any other purpose, a bidder must, in order to be responsible and/or responsive, make sufficient good faith efforts to meet the goal. The bidder can meet this requirement in either of two ways. First, the bidder can meet the goal, documenting commitments for participation by DBE firms sufficient for this purpose. Second, even if it doesn't meet the goal, the bidder can document adequate good faith efforts. This means that the bidder must show that it took all necessary and reasonable steps to achieve a DBE goal or other requirement of this part which, by their scope, intensity, and appropriateness to the objective, could reasonably be expected to obtain sufficient DBE participation, even if they were not fully successful.

II. In any situation in which you have established a contract goal, Part 26 requires you to use the good faith efforts mechanism of this part. As a recipient, you have the responsibility to make a fair and reasonable judgment whether a bidder that did not meet the goal made adequate good faith efforts. It is important for you to consider the quality, quantity, and intensity of the different kinds of efforts that the bidder has made, based on the regulations and the guidance in this Appendix.

The efforts employed by the bidder should be those that one could reasonably expect a bidder to take if the bidder were actively and aggressively trying to obtain DBE participation sufficient to meet the DBE contract goal. Mere pro forma efforts are not good faith efforts to meet the DBE contract requirements. We emphasize, however, that your determination concerning the sufficiency of the firm's good faith efforts is a judgment call. Determinations should not be made using quantitative formulas.

III. The Department also strongly cautions you against requiring that a bidder meet a contract goal (i.e., obtain a specified amount of DBE participation) in order to be awarded a contract, even though the bidder makes an adequate good faith efforts showing. This rule specifically prohibits you from ignoring bona fide good faith efforts.

IV. The following is a list of types of actions which you should consider as part of the bidder's good faith efforts to obtain DBE participation. It is not intended to be a mandatory checklist, nor is it intended to be exclusive or exhaustive. Other factors or types of efforts may be relevant in appropriate cases.

A. (1) Conducting market research to identify small business contractors and suppliers and soliciting through all reasonable and available means the interest of all certified DBEs that have the capability to perform the work of the contract. This may include attendance at pre-bid and business matchmaking meetings and events, advertising and/or written notices, posting of Notices of Sources Sought and/or Requests for Proposals, written notices or emails to all DBEs listed in the State's directory of transportation firms that specialize in the areas of work desired (as noted in the DBE directory) and which are located in the area or surrounding areas of the project.

(2) The bidder should solicit this interest as early in the acquisition process as practicable to allow the DBEs to respond to the solicitation and submit a timely offer for the subcontract. The bidder should determine with certainty if the DBEs are interested by taking appropriate steps to follow up initial solicitations.

B. Selecting portions of the work to be performed by DBEs in order to increase the likelihood that the DBE goals will be achieved. This includes, where appropriate, breaking out contract work items into economically feasible units (for example, smaller tasks or quantities) to facilitate DBE participation, even when the prime contractor might otherwise prefer to perform these work items with its own forces. This may include, where possible, establishing flexible timeframes for performance and delivery schedules in a manner that encourages and facilitates DBE participation.

C. Providing interested DBEs with adequate information about the plans, specifications, and requirements of the contract in a timely manner to assist them in responding to a solicitation with their offer for the subcontract.

D. (1) Negotiating in good faith with interested DBEs. It is the bidder's responsibility to make a portion of the work available to DBE subcontractors and suppliers and to select those portions of the work or material needs consistent with the available DBE subcontractors and suppliers, so as to facilitate DBE participation. Evidence of such negotiation includes the names, addresses, and telephone numbers of DBEs that were considered; a description of the information provided regarding the plans and specifications for the work selected for subcontracting; and evidence as to why additional Agreements could not be reached for DBEs to perform the work.

(2) A bidder using good business judgment would consider a number of factors in negotiating with subcontractors, including DBE subcontractors, and would take a firm's price and capabilities as well as contract goals into consideration. However, the fact that there may be some additional costs involved in finding and using DBEs is not in itself sufficient reason for a bidder's failure to meet the contract DBE goal, as long as such costs are reasonable. Also, the ability or desire of a prime contractor to perform the work of a contract with its own organization does not relieve the bidder of the responsibility to make good faith efforts. Prime contractors are not, however, required to accept higher quotes from DBEs if the price difference is excessive or unreasonable.

E. (1) Not rejecting DBEs as being unqualified without sound reasons based on a thorough investigation of their capabilities. The contractor's standing within its industry, membership in specific groups, organizations, or associations and political or social affiliations (for example union vs. non-union status) are not legitimate causes for the rejection or non-solicitation of bids in the contractor's efforts to meet the project goal. Another practice considered an insufficient good faith effort is the rejection of the DBE because its quotation for the work was not the lowest received. However, nothing in this paragraph shall be construed to require the bidder or prime contractor to accept unreasonable quotes in order to satisfy contract goals.

(2) A prime contractor's inability to find a replacement DBE at the original price is not alone sufficient to support a finding that good faith efforts have been made to replace the original DBE. The fact that the contractor has the ability and/or desire to perform the contract work with its own forces does not relieve the contractor of the obligation to make good faith efforts to find a replacement DBE, and it is not a sound basis for rejecting a prospective replacement DBE's reasonable quote.

F. Making efforts to assist interested DBEs in obtaining bonding, lines of credit, or insurance as required by the recipient or contractor.

G. Making efforts to assist interested DBEs in obtaining necessary equipment, supplies, materials, or related assistance or services.

H. Effectively using the services of available minority/women community organizations; minority/women contractors' groups; local, State, and Federal minority/women business assistance offices; and other organizations as allowed on a case-by-case basis to provide assistance in the recruitment and placement of DBEs.

V. In determining whether a bidder has made good faith efforts, it is essential to scrutinize its documented efforts. At a minimum, you must review the performance of other bidders in meeting the contract goal. For example, when the apparent successful bidder fails to meet the contract goal, but others meet it, you may reasonably raise the question of whether, with additional efforts, the apparent successful bidder could have met the goal. If the apparent successful bidder fails to meet the goal, but meets or exceeds the average DBE participation obtained by other bidders, you may view this, in conjunction with other factors, as evidence of the apparent successful bidder having made good faith efforts. As provided in §26.53(b)(2)(vi), you must also require the contractor to submit copies of each DBE and non-DBE subcontractor quote submitted to the bidder when a non-DBE subcontractor was selected over a DBE for work on the contract to review whether DBE prices were substantially higher; and contact the DBEs listed on a contractor's solicitation to inquire as to whether they were contacted by the prime. Pro forma mailings to DBEs requesting bids are not alone sufficient to satisfy good faith efforts under the rule.

VI. A promise to use DBEs after contract award is not considered to be responsive to the contract solicitation or to constitute good faith efforts.

[79 FR 59600, Oct. 2, 2014]

Appendix G

(SAMPLE) Forms DT1506 and DT1202

**COMMITMENT TO SUBCONTRACT TO DBE
ATTACHMENT A**

CONFIRMATION OF PARTICIPATION

Project I.D.:	Proposal Number:
Letting Date:	

Name of DBE Firm Participating in this Contract:	
Name of the Prime/Subcontractor who hired the DBE Firm: <i>(list all names of tiers if more than one)</i>	
Type of Work or Type of Material Supplied:	
Total Subcontract Value:	Total DBE Credit Value:

FOR PRIME CONTRACTORS ONLY: I certify that I made arrangements with the participating DBE firm to perform the type of work listed or supply the material indicated above for the subcontract value listed above.	Prime Contractor Representative's Signature
	Prime Contractor Representative's Name (Print Name)
	Prime Contractor (Print Company Name)
	Date

FOR PARTICIPATING DBE FIRMS ONLY: I certify that I made arrangements with the Prime Contractor or the Hiring Contractor to perform the type of work or supply the material indicated above for the subcontract value listed above.	Participating DBE Firm Representative's Signature	Date
	Participating DBE Firm Representative's Name (Print Name)	
	Participating DBE Firm (Print Company Name)	
	DBE Firm's Address:	

# Owned Trucks	# Leased Trucks	# DBE-Owned Leased Trucks	# Non-DBE-Owned Leased Trucks

Off site Hauling



DOCUMENTATION OF GOOD FAITH EFFORT
 Wisconsin Department of Transportation
 DT1202.....3/2020



Project ID *****	Proposal No. *****	Letting *****
Prime Contractor *****	County *****	
Person Submitting Document *****	Telephone Number *****	
Address *****	Email Address *****	

All bidders must undertake necessary and reasonable steps to achieve the assigned DBE contract goal per federal regulatory guidance at 49 CFR Part 26. Bidders use this form to document all efforts employed to meet the assigned goal as a record of contractor good faith efforts (GFE). Refer to ASP3 or 49 CFR Part 26 for guidance on actions that demonstrate good faith effort.

It is critical to list all efforts, attach documentation, and follow the instructions to complete this submission. Documentation of good faith effort includes copies of each DBE and non-DBE subcontractor quote submitted to the bidder for the same line items. Utilize the sample documentation logs to document and organize efforts.

Submit good faith effort documentation per ASP-3 guidelines.

Instructions: Provide a narrative description of all activities pursued to demonstrate good faith efforts, any corresponding documentation, and applicable explanation on separate pages. Include the following items, organized in the order listed below.

1. Solicitation Documentation:

- a. **Purpose:** To identify all reasonable and available activities the bidder performed to solicit the interest of all certified DBEs who have the capacity and ability to perform work on the project. All solicitation efforts should begin as early as possible to ensure DBEs have ample time to respond and ask questions.
- b. **Action:** Identify and list all activities engaged in to solicit DBEs using all reasonable and available means such as written notice and follow-up communications; substantive conversations; pre-bid meetings; networking events; market research; advertising.

2. Selected Work Items Documentation:

- a. **Purpose:** To ensure that all work items are broken out into economically feasible units to facilitate DBE participation. This must occur even when you prefer to perform the work yourself.
- b. **Action:** Identify economically feasible work units to be performed by DBEs to include activities such as: list of work items to be performed; breaking up of large work items into smaller tasks or quantities; flexible time frames for performance and delivery schedules.

3. Documentation of Project Information provided to Interested DBEs:

- a. **Purpose:** To provide interested DBEs with adequate information about the plans, specifications, and any other contractual requirements in a timely manner to assist DBEs in response to solicitation.
- b. **Action:** Provide DBEs access to plans, specifications, and other contract requirements. Early solicitation allows ample opportunity to provide project information, links to Let advertisements, and substantive engagement with DBEs.

4. → Documentation of Negotiation with Interested DBEs:

a. → Purpose: To ensure that negotiations with interested DBEs were made in good faith providing evidence as to why agreements could not be reached for DBEs to perform work.

b. → Action: Provide sufficient evidence to demonstrate that good faith negotiations took place. Merely sending out solicitations requesting bids from DBEs does not constitute sufficient good faith efforts. A bidder using good business judgment considers a number of factors in negotiating with all subcontractors, and the firm's price and capabilities in addition to contract goals are taken into consideration. However, the fact that there may be some additional costs involved in finding and using DBEs is not in itself sufficient reason for failing to meet the DBE goal as long as costs are reasonable. (see 49 CFR Part 26 Appendix A)

5. → Documentation of Sound Reason for Rejecting DBEs:

a. → Purpose: To ensure that bidders avoid rejecting DBEs as unqualified without sound reasons. Reasons for rejection must be based on thorough investigation of DBE capabilities.

b. → Action: Provide sufficient evidence to demonstrate that DBE was rejected for sound reasons such as past performance, relevant business experience and stability, safety record, business ethic and integrity, technical capacity, other tangible factors.

6. → Documentation of Assistance to Interested DBEs - Bonding, Credit, Insurance, Equipment, Supplies/Materials:

a. → Purpose: To assist interested DBEs in obtaining bonds, lines of credit, insurance, equipment, supplies, materials, and other assistance or services.

b. → Action: Assist interested DBEs in obtaining bonding, lines of credit or insurance, and provide technical assistance or information related to plans, specifications, and project requirements. Assist DBEs in obtaining equipment, supplies, materials or other services related to meeting project requirements (excluding supplies or equipment the DBE purchases from the prime).

7. → Documentation of outreach to Minority, Women, and Community Organizations and other DBE Business Development Support:

a. → Purpose: To effectively use the services of minority, women, and community organizations as well as contractors' groups, local, state, and federal business assistance offices and organization that provide assistance in recruiting and supporting DBEs, as well as participation in activities that support DBE business development.

b. → Action: Contact organizations and agencies for assistance in contacting, recruiting, and providing support to DBE subcontractors, suppliers, manufacturers, and truckers at least 14 days before bid opening. Participate in or host activities such as networking events, mentor-protégé programs, small business development workshops, and others consistent with DBE support.

Return to:
Wisconsin Department of Transportation
DBE Program Office
PO Box 7965
Madison, WI 53707-7965
DBE_Alert@dot.wi.gov

I certify that I have utilized comprehensive good faith efforts to solicit and utilize DBE firms to meet the DBE participation requirements of this contract proposal, as demonstrated by my responses and as specified in Additional Special Provision 3 (ASP-3).

I certify that the information given in the Documentation of Good Faith Efforts is true and correct to the best of my knowledge and belief.

I further understand that any willful falsification, fraudulent statement, or misrepresentation will result in appropriate sanctions, which may involve debarment and/or prosecution under applicable state (Trans 504) and Federal laws.

		(Bidder/Authorized Representative Signature)

		(Print Name)

		(Title)

Good-Faith-Effort--Sample-Documentation-Logs

The sample logs below are provided as guides rather than exhaustive list. See ASP3, Appendix A for additional examples of demonstrable good faith efforts. Attach documentation for each activity listed.

Acceptable forms of documentation include copies of solicitations sent to DBEs, notes from substantive conversations and negotiations with DBEs, copies of advertisements placed, email communications, all quotes received from DBEs and from all subcontractors who were considered alongside DBE quotes, proof of attendance at applicable networking events; flyers for events or workshops for DBEs offered by the prime, and other physical records of good faith efforts activities.

SOLICITATION LOG

Date	Activity	Name of DBE Solicited	Follow-up
4/1/2020	Sent May Let solicitation	Winterland Electric	Spoke with Mark Winterland on 4/15/20 to ask if he would quote.

SELECTED WORK ITEMS SOLICITED LOG

Work Type	DBE Firm	Contact Person	Date	Contact Mode
Pavement Marking	ABC Marking	Leslie Lynch	4/1/2020	Email; phone
	#1 Marking Co.	Mark Smart	4/1/2020	Email; left VM
Electrical	Winterland Electric	Tabitha Tinker	4/3/2020	Email; left VM
	Superstar Wiring	Jose Huascar	4/3/2020	Email; phone

INFORMATION PROVIDED LOG

Request Date	DBE Firm	Information Requested & Provided	Response Date
4/1/2020	Winterland Electric	Requested info on electrical requirements; provided plan and link to specs	4/3/2020
4/21/2020	Absolute Construction	Wanted to know how and when supplies are paid for by WisDOT; referred to spec that covers stockpiling	4/21/2020

NEGOTIATIONS LOG

Date	DBE Firm	Contact Name	Work Type	Quotes Rec'd?	Considered for project?	If not selected, why?
4/12/2020	ABC Landscape	John Dean	Erosion Control	Yes	No	Cannot perform all items
4/17/2020	Wild Ferns	Sandy Lynn	Erosion Control	Yes	Yes	
4/20/2020	#1 Marking	Mark Smart	Electrical	Yes	Yes	

ASSISTANCE LOG

Date	DBE Firm	Contact Person	Assistance Provided
4/1/2020	ABC Sawing	Jackie Swiggle	Informed DBE on how to obtain bonding
4/17/2020	Supreme Construction	Winston Walters	Provided contact for wholesale supply purchase

OUTREACH & BUSINESS DEVELOPMENT LOG

Date	Agency/Organization Contacted	Contact Person	Assistance Requested
4/1/2020	Women in Construction	LaTonya Klein	Contact information for woman-owned suppliers
4/28/2020	WBIC	Sam Smith	Asked for information to provide to DBE regarding financing programs through WBIC

Official Form DT1202 can be found here: <https://wisconsindot.gov/pages/global-footer/formdocs/default.aspx>

ADDITIONAL SPECIAL PROVISION 4

This special provision does not limit the right of the department, prime contractor, or subcontractors at any tier to withhold payment for work not acceptably completed or work subject to an unresolved contract dispute.

Payment to First-Tier Subcontractors

Within 10 calendar days of receiving a progress payment for work completed by a subcontractor, pay the subcontractor for that work. The prime contractor may withhold payment to a subcontractor if, within 10 calendar days of receipt of that progress payment, the prime contractor provides written notification to the subcontractor and the department documenting "just cause" for withholding payment.

The prime contractor is not allowed to withhold retainage from payments due subcontractors.

Payment to Lower-Tier Subcontractors

Ensure that subcontracting agreements at all tiers provide prompt payment rights to lower-tier subcontractors that parallel those granted first-tier subcontractors in this provision.

Acceptance and Final Payment

Within 30 calendar days of receiving the semi-final estimate from the department, submit written certification that subcontractors at all tiers are paid in full for acceptably completed work.

Additional Special Provision 6
ASP 6 - Modifications to the standard specifications

Make the following revisions to the standard specifications:

108 Prosecution and Progress

Add subsection 108.9.4.1 effective with the November 2023 letting:

108.9.4.1 Winter Suspension for Completion Date Contracts

- (1) The contractor may request a winter suspension for a completion date contract. If the department determines weather conditions do not allow for the completion of the remaining work, the department may approve the contractor’s request and determine the start date of the winter suspension. The end date of the winter suspension is March 31 or a date mutually agreed upon by both parties. For multi-year contracts, the department will only consider winter suspension for the final year of the contract.
- (2) During winter suspension, store all materials in a manner that does not obstruct vehicular and pedestrian traffic and protect the materials from damage. Install traffic control and other safety devices necessary to protect the traveling public and pedestrians. Provide suitable drainage and install temporary erosion control where necessary. If the winter suspension begins when liquidated damages are being assessed, or when the work has not progressed as scheduled and would not have been completed prior to the completion date, the cost of necessary pre-suspension work is incidental. If the winter suspension begins prior to the contract completion date, and the work has progressed as scheduled and would have been completed prior to the completion date, the cost of pre-suspension work will be paid as specified under 109.4.
- (3) For a winter suspension that begins prior to the contract completion date and the work has progressed as scheduled and would have been completed prior to the completion date, the engineer will extend contract time to correspond with the end of the winter suspension and liquidated damages will not be assessed during the winter suspension.
- (4) For a winter suspension that begins when liquidated damages are being assessed or when the work has not progressed as scheduled and would not have been completed prior to the completion date, the engineer will not extend contract time. Time will be suspended until the end of the winter suspension. Liquidated damages will not be assessed during the winter suspension and liquidated damages will resume at the end of the winter suspension.

310 Open Graded Base

310.2 Materials

Replace paragraph two with the following effective with the November 2023 letting:

- (2) The contractor may substitute material conforming to the gradation requirements for crushed aggregate specified in Table 310-01 if that material conforms to the fracture requirements for open-graded crushed gravel specified in 301.2.4.5.

TABLE 310-01 COARSE AGGREGATE (% passing by weight)

AASHTO No. 67 ^[1]	
SEIVE	COARSE AGGREGATE (% PASSING by WEIGHT) AASHTO No. 67
2-inch	-
1 1/2-inch	-
1-inch	100
3/4-inch	90 – 100
1/2-inch	-
3/8-inch	20 – 55
No. 4	0 – 10
No. 8	0 – 5
No. 16	-
No. 30	-

No. 50	-
No. 100	-
No. 200	<=1.5

[1] Size according to AASHTO M43.

390 Base Patching

390.4 Measurement

Replace entire section with the following effective with the November 2023 letting:

- (1) The department will measure Removing Pavement for Base Patching by the cubic yard acceptably completed. Measure the depth from the bottom of the adjacent pavement to the top of the patch.
- (2) The department will measure Base Patching Asphaltic by the ton acceptably completed as specified for asphaltic pavement in 450.4.
- (3) The department will measure Base Patching Concrete HES and Base Patching Concrete SHES by the cubic yard acceptably completed. Measure the depth from the bottom of the adjacent pavement to the top of the patch.

390.5 Payment

Replace entire section with the following effective with the November 2023 letting:

- (1) The department will pay for measured quantities at the contract unit price under the following bid items:

<u>ITEM NUMBER</u>	<u>DESCRIPTION</u>	<u>UNIT</u>
390.0100	Removing Pavement for Base Patching	CY
390.0201	Base Patching Asphaltic	TON
390.0305	Base Patching Concrete HES	CY
390.0405	Base Patching Concrete SHES	CY

- (2) Payment for Removing Pavement for Base Patching is full compensation for removing old pavement; for preparing the foundation and bringing up to grade. If the engineer orders the contractor to excavate yielding or unstable subgrade materials and backfill with suitable materials, the department will pay for that work with contract bid items or as agreed upon using 109.4.
- (3) Payment for Base Patching Asphaltic is full compensation for providing and compacting asphaltic mixture including asphaltic binder.
- (4) Payment for Base Patching Concrete HES and Base Patching Concrete SHES is full compensation for providing, curing, and protecting concrete. Payment also includes providing tie bars and dowel bars in unhardened concrete and steel within the patch. For tie bars and dowel bars provided in concrete not placed under the contract, the department will pay separately under the Drilled Tie Bars and Drilled Dowel Bars bid items as specified in 416.5.
- (5) Payment for Base Patching SHES also includes providing test data to the engineer as specified in 416.2.4.
- (6) The department will pay for sawing existing concrete pavement for removal under the Sawing Concrete bid item as specified in 690.5.

460 Hot Mix Asphalt Pavement

460.2.8.2.1.3.1 Contracts with 5000 Tons of Mixture or Greater

Replace paragraph four with the following effective with the November 2023 letting:

- (4) Use the test methods identified below, or other methods the engineer approves, to perform the following tests at the frequency indicated:

Blended aggregate gradations:

Drum plants:

- Field extraction by ignition oven according to WTM T308, chemical extraction according to AASHTO T-164 method A or B; or automated extraction according to WTM D8159. Gradation of resulting aggregate sample determined according to WTM T30.
- Belt samples, optional for virgin mixtures, obtained from stopped belt or from the belt discharge using an engineer-approved sampling device and performed according to WTM T11 and T27.

Batch plants:

- Field extraction by ignition oven according to WTM T308, chemical extraction according to AASHTO T-164 method A or B; or automated extraction according to WTM D8159. Gradation of resulting aggregate sample determined according to WTM T30.

Asphalt content (AC) in percent:

Determine AC using one of the following methods:

- AC by ignition oven according to WTM T308.
- AC by chemical extraction according to AASHTO T-164 method A or B.
- AC by automated extraction according to WTM D8159.
- If the department is using an ignition oven to determine AC, conform to WTP H003.
- If the department is not using an ignition oven to determine AC, ignition oven correction factor (IOCF) must still be reverified for any of the reasons listed in WTP H003 Table 2 and conform to WTP H-003 sections 3 through 6.
- Gradation of resulting aggregate sample determined according to WTM T30.

Bulk specific gravity of the compacted mixture:

According to WTM T166.

Theoretical maximum specific gravity:

According to WTM T209.

Air voids (V_a) by calculation according to WTM T269.

VMA by calculation according to WTM R35.

460.2.8.3.1.4 Department Verification Testing Requirements

Replace paragraph three with the following effective with the November 2023 letting:

- (3) The department will perform testing conforming to the following standards:

Bulk specific gravity (G_{mb}) of the compacted mixture according to WTM T166.

Maximum specific gravity (G_{mm}) according to WTM T209.

Air voids (V_a) by calculation according to WTM T269.

VMA by calculation according to WTM R35.

Asphalt content by ignition oven according to WTM T308, chemical extraction according to AASHTO T-164 method A or B, or automated extraction according to WTM D8159. If using an ignition oven to determine AC, conform to WTP H-003.

503 Prestressed Concrete Members

503.2.2 Concrete

Replace paragraph five with the following effective with the November 2023 letting:

- (5) Furnish prestressed concrete members cast from air-entrained concrete, except I-type girders may use non-air-entrained concrete. Use type I, IL, IS, IP, IT, II, or III cement. The contractor may replace up to 30 percent of type I, IL, II, or III cement with an equal weight of fly ash, slag, or a combination of fly ash and slag. Ensure that fly ash conforms to 501.2.4.2.2 and slag conforms to 501.2.4.2.3. Use only one source and replacement rate for work under a single bid item. Use a department-approved air-entraining admixture conforming to 501.2.5.2 for air-entrained concrete. Use only coarse aggregate conforming to 310.2(2).

604 Slope Paving

604.2 Materials

Replace paragraph three with the following effective with the November 2023 letting:

- (3) Under the Slope Paving Crushed Aggregate bid item, furnish crushed stone or crushed gravel conforming to the gradation in Table 604-01, but with the additional requirements that at least 75 percent of the particles, by count, have at least one fractured face. Determine fracture according to WTM D5821.

TABLE 604-01 COARSE AGGREGATE (% passing by weight)

AASHTO No. 4^[1]	
SEIVE	COARSE AGGREGATE (% PASSING by WEIGHT) AASHTO No. 4
2-inch	100
1 1/2-inch	90 - 100
1-inch	20 - 55
3/4-inch	0 - 15
1/2-inch	-
3/8-inch	0 - 5
No. 4	-
No. 8	-
No. 16	-
No. 30	-
No. 50	-
No. 100	-
No. 200	<=1.5

[1] Size according to AASHTO M43.

612 Underdrains

612.3.9 Trench Underdrains

Replace paragraph one with the following effective with the November 2023 letting:

- (1) Under the Underdrain Trench bid item, excavate and backfill underdrain trenches. Backfill with coarse aggregate gradation conforming to 604.2(3). Before backfilling place geotextile as the plans show.

614 Semi-rigid Barrier Systems and End Treatments

614.2.6 Sand Barrel Arrays

Replace paragraph one with the following effective with the November 2023 letting:

- (1) Furnish sand barrels from the APL. Use fine aggregate conforming to gradation shown in Table 614-2 mixed with sodium chloride conforming to AASHTO M143. Apply an object marker to front-most barrel in the array.

TABLE 614-2 FINE AGGREGATE GRADATION

SEIVE	FINE AGGREGATE (% PASSING by WEIGHT)
3/8-inch	100
No. 4	90 - 100
No. 8	-
No. 16	45 - 85
No. 30	-
No. 50	5 - 30
No. 100	0 - 10
No. 200	<=3.5

628 Erosion Control**628.2.13 Rock Bags**

Replace paragraph two with the following effective with the November 2023 letting:

- (2) Fill the bags with a clean, sound, hard, durable, engineer-approved coarse aggregate conforming by visual inspection to the gradation specified for coarse aggregate gradation in 604.2(3).
-

639 Drilling Wells**639.2.1 General**

Replace paragraph two with the following effective with the November 2023 letting:

- (2) For grout use fine aggregate conforming to 501.2.7.2; and gradation conforming to 614.2.6(1); and type I, IL, IS, IP, or IT cement.
-

652 Electrical Conduit**652.3.1.2 Installing Underground**

Replace paragraph two with the following effective with the November 2023 letting:

- (2) Excavate trenches true to line and grade to provide the conduit uniform bearing throughout its length. Do not backfill the trench before inspecting the conduit. Carefully tamp the backfill in place as specified for placing backfill in layers in 651.3. Place at least 0.7 cubic feet of coarse aggregate gradation conforming to 604.2(3) directly under each drainage hole.

ERRATA

390.3.4 Special High Early Strength Concrete Patching

Correct errata link in paragraph (1) by changing from 416.3.8 to 416.3.7.

- (1) Construct as specified for special high early strength repairs under [416.3.7](#) except as follows:
 - The contractor may delay removal for up to 14 calendar days after cutting the existing pavement.
 - Open to traffic as specified for concrete base in [320.3](#).

ADDITIONAL SPECIAL PROVISION 7

A. Reporting 1st Tier and DBE Payments During Construction

1. Comply with reporting requirements specified in the department's Civil Rights Compliance, Contractor's User Manual, Sublets and Payments.
2. Report payments to all DBE firms within 10 calendar days of receipt of a progress payment by the department or a contractor for work performed, materials furnished, or materials stockpiled by a DBE firm. Report the payment as specified in A(1) for all work satisfactorily performed and for all materials furnished or stockpiled.
3. Report payments to all first tier subcontractor relationships within 10 calendar days of receipt of a progress payment by the department for work performed. Report the payment as specified in A(1) for all work satisfactorily performed.
4. All tiers shall report payments as necessary to comply with the DBE payment requirement as specified in A(2).
5. DBE firms must enter all payments to DBE and non-DBE firms regardless of tier.
6. Require all first tier relationships, DBE firms and all other tier relationships necessary to comply with the DBE payment requirement in receipt of a progress payment by contractor to acknowledge receipt of payment as specified in A(1), (2), (3) and (4).
7. All agreements made by a contractor shall include the provisions in A(1), (2), (3), (4), (5), and (6), and shall be binding on all first tier subcontractor relationships, all contractors and subcontractors utilizing DBE firms on the project, and all payments from DBE firms.

B. Costs for conforming to this special provision are incidental to the contract.

NOTE: CRCS Prime Contractor payment is currently not automated and will need to be manually loaded into the Civil Rights Compliance System. Copies of prime contractor payments received (check or ACH) will have to be forwarded to paul.ndon@dot.wi.gov within 5 days of payment receipt to be logged manually.

***Additionally, for information on Subcontractor Sublet assignments, Subcontractor Payments and Payment Tracking, please refer to the CRCS Payment and Sublets manual at:

<https://wisconsindot.gov/Documents/doing-bus/civil-rights/labornwage/crcs-payments-sublets-manual.pdf>

ADDITIONAL SPECIAL PROVISION 9

Electronic Certified Payroll or Labor Data Submittal

- (1) Use the department's Civil Rights Compliance System (CRCS) to electronically submit certified payroll reports for contracts with federal funds and labor data for contracts with state funds only. Details are available online through the department's highway construction contractor information (HCCI) site on the Labor, Wages, and EEO Information page at:
<https://wisconsindot.gov/Pages/doing-bus/civil-rights/labornwage/default.aspx>
- (2) Ensure that all tiers of subcontractors, including all trucking firms, either submit their weekly certified payroll reports (contracts with federal funds) or labor data (contracts with state funds only) electronically through CRCS. These payrolls or labor data are due within seven calendar days following the close of the payroll period. Every firm providing physical labor towards completing the project is a subcontractor under this special provision.
- (3) Upon receipt of contract execution, promptly make all affected firms aware of the requirements under this special provision and arrange for them to receive CRCS training as they are about to begin their submittals. The department will provide training either in a classroom setting at one of our regional offices or by telephone. Contact Paul Ndon at (414) 438-4584 to schedule the training.
- (4) The department will reject all paper submittals for information required under this special provision. All costs for conforming to this special provision are incidental to the contract.
- (5) Firms wishing to export payroll/labor data from their computer system into CRCS should have their payroll coordinator contact Paul Ndon at paul.ndon@dot.wi.gov. Not every contractor's payroll system is capable of producing export files. For details, see Section 4.8 CPR Auto Submit (Data Mapping) on pages 49-50; 66-71 of the CRCS Payroll Manual at:
<https://wisconsindot.gov/Documents/doing-bus/civil-rights/labornwage/crcs-payroll-manual.pdf>

**REQUIRED CONTRACT PROVISIONS
FEDERAL-AID CONSTRUCTION CONTRACTS**

- I. General
- II. Nondiscrimination
- III. Non-segregated Facilities
- IV. Davis-Bacon and Related Act Provisions
- V. Contract Work Hours and Safety Standards Act Provisions
- VI. Subletting or Assigning the Contract
- VII. Safety: Accident Prevention
- VIII. False Statements Concerning Highway Projects
- IX. Implementation of Clean Air Act and Federal Water Pollution Control Act
- X. Certification Regarding Debarment, Suspension, Ineligibility and Voluntary Exclusion
- XI. Certification Regarding Use of Contract Funds for Lobbying
- XII. Use of United States-Flag Vessels:

ATTACHMENTS

A. Employment and Materials Preference for Appalachian Development Highway System or Appalachian Local Access Road Contracts (included in Appalachian contracts only)

I. GENERAL

1. Form FHWA-1273 must be physically incorporated in each construction contract funded under title 23, United States Code, as required in 23 CFR 633.102(b) (excluding emergency contracts solely intended for debris removal). The contractor (or subcontractor) must insert this form in each subcontract and further require its inclusion in all lower tier subcontracts (excluding purchase orders, rental agreements and other agreements for supplies or services). 23 CFR 633.102(e).

The applicable requirements of Form FHWA-1273 are incorporated by reference for work done under any purchase order, rental agreement or agreement for other services. The prime contractor shall be responsible for compliance by any subcontractor, lower-tier subcontractor or service provider. 23 CFR 633.102(e).

Form FHWA-1273 must be included in all Federal-aid design-build contracts, in all subcontracts and in lower tier subcontracts (excluding subcontracts for design services, purchase orders, rental agreements and other agreements for supplies or services) in accordance with 23 CFR 633.102. The design-builder shall be responsible for compliance by any subcontractor, lower-tier subcontractor or service provider.

Contracting agencies may reference Form FHWA-1273 in solicitation-for-bids or request-for-proposals documents, however, the Form FHWA-1273 must be physically incorporated (not referenced) in all contracts, subcontracts and lower-tier subcontracts (excluding purchase orders, rental agreements and other agreements for supplies or services related to a construction contract). 23 CFR 633.102(b).

2. Subject to the applicability criteria noted in the following sections, these contract provisions shall apply to all work

performed on the contract by the contractor's own organization and with the assistance of workers under the contractor's immediate superintendence and to all work performed on the contract by piecework, station work, or by subcontract. 23 CFR 633.102(d).

3. A breach of any of the stipulations contained in these Required Contract Provisions may be sufficient grounds for withholding of progress payments, withholding of final payment, termination of the contract, suspension / debarment or any other action determined to be appropriate by the contracting agency and FHWA.

4. Selection of Labor: During the performance of this contract, the contractor shall not use convict labor for any purpose within the limits of a construction project on a Federal-aid highway unless it is labor performed by convicts who are on parole, supervised release, or probation. 23 U.S.C. 114(b). The term Federal-aid highway does not include roadways functionally classified as local roads or rural minor collectors. 23 U.S.C. 101(a).

II. NONDISCRIMINATION (23 CFR 230.107(a); 23 CFR Part 230, Subpart A, Appendix A; EO 11246)

The provisions of this section related to 23 CFR Part 230, Subpart A, Appendix A are applicable to all Federal-aid construction contracts and to all related construction subcontracts of \$10,000 or more. The provisions of 23 CFR Part 230 are not applicable to material supply, engineering, or architectural service contracts.

In addition, the contractor and all subcontractors must comply with the following policies: Executive Order 11246, 41 CFR Part 60, 29 CFR Parts 1625-1627, 23 U.S.C. 140, Section 504 of the Rehabilitation Act of 1973, as amended (29 U.S.C. 794), Title VI of the Civil Rights Act of 1964, as amended (42 U.S.C. 2000d et seq.), and related regulations including 49 CFR Parts 21, 26, and 27; and 23 CFR Parts 200, 230, and 633.

The contractor and all subcontractors must comply with: the requirements of the Equal Opportunity Clause in 41 CFR 60-1.4(b) and, for all construction contracts exceeding \$10,000, the Standard Federal Equal Employment Opportunity Construction Contract Specifications in 41 CFR 60-4.3.

Note: The U.S. Department of Labor has exclusive authority to determine compliance with Executive Order 11246 and the policies of the Secretary of Labor including 41 CFR Part 60, and 29 CFR Parts 1625-1627. The contracting agency and the FHWA have the authority and the responsibility to ensure compliance with 23 U.S.C. 140, Section 504 of the Rehabilitation Act of 1973, as amended (29 U.S.C. 794), and Title VI of the Civil Rights Act of 1964, as amended (42 U.S.C. 2000d et seq.), and related regulations including 49 CFR Parts 21, 26, and 27; and 23 CFR Parts 200, 230, and 633.

The following provision is adopted from 23 CFR Part 230, Subpart A, Appendix A, with appropriate revisions to conform to the U.S. Department of Labor (US DOL) and FHWA requirements.

1. Equal Employment Opportunity: Equal Employment Opportunity (EEO) requirements not to discriminate and to take affirmative action to assure equal opportunity as set forth under laws, executive orders, rules, regulations (see 28 CFR Part 35, 29 CFR Part 1630, 29 CFR Parts 1625-1627, 41 CFR Part 60 and 49 CFR Part 27) and orders of the Secretary of Labor as modified by the provisions prescribed herein, and imposed pursuant to 23 U.S.C. 140, shall constitute the EEO and specific affirmative action standards for the contractor's project activities under this contract. The provisions of the Americans with Disabilities Act of 1990 (42 U.S.C. 12101 et seq.) set forth under 28 CFR Part 35 and 29 CFR Part 1630 are incorporated by reference in this contract. In the execution of this contract, the contractor agrees to comply with the following minimum specific requirement activities of EEO:

a. The contractor will work with the contracting agency and the Federal Government to ensure that it has made every good faith effort to provide equal opportunity with respect to all of its terms and conditions of employment and in their review of activities under the contract. 23 CFR 230.409 (g)(4) & (5).

b. The contractor will accept as its operating policy the following statement:

"It is the policy of this Company to assure that applicants are employed, and that employees are treated during employment, without regard to their race, religion, sex, sexual orientation, gender identity, color, national origin, age or disability. Such action shall include: employment, upgrading, demotion, or transfer; recruitment or recruitment advertising; layoff or termination; rates of pay or other forms of compensation; and selection for training, including apprenticeship, pre-apprenticeship, and/or on-the-job training."

2. EEO Officer: The contractor will designate and make known to the contracting officers an EEO Officer who will have the responsibility for and must be capable of effectively administering and promoting an active EEO program and who must be assigned adequate authority and responsibility to do so.

3. Dissemination of Policy: All members of the contractor's staff who are authorized to hire, supervise, promote, and discharge employees, or who recommend such action or are substantially involved in such action, will be made fully cognizant of and will implement the contractor's EEO policy and contractual responsibilities to provide EEO in each grade and classification of employment. To ensure that the above agreement will be met, the following actions will be taken as a minimum:

a. Periodic meetings of supervisory and personnel office employees will be conducted before the start of work and then not less often than once every six months, at which time the contractor's EEO policy and its implementation will be reviewed and explained. The meetings will be conducted by the EEO Officer or other knowledgeable company official.

b. All new supervisory or personnel office employees will be given a thorough indoctrination by the EEO Officer, covering all major aspects of the contractor's EEO obligations within thirty days following their reporting for duty with the contractor.

c. All personnel who are engaged in direct recruitment for the project will be instructed by the EEO Officer in the contractor's procedures for locating and hiring minorities and women.

d. Notices and posters setting forth the contractor's EEO policy will be placed in areas readily accessible to employees, applicants for employment and potential employees.

e. The contractor's EEO policy and the procedures to implement such policy will be brought to the attention of employees by means of meetings, employee handbooks, or other appropriate means.

4. Recruitment: When advertising for employees, the contractor will include in all advertisements for employees the notation: "An Equal Opportunity Employer." All such advertisements will be placed in publications having a large circulation among minorities and women in the area from which the project work force would normally be derived.

a. The contractor will, unless precluded by a valid bargaining agreement, conduct systematic and direct recruitment through public and private employee referral sources likely to yield qualified minorities and women. To meet this requirement, the contractor will identify sources of potential minority group employees and establish with such identified sources procedures whereby minority and women applicants may be referred to the contractor for employment consideration.

b. In the event the contractor has a valid bargaining agreement providing for exclusive hiring hall referrals, the contractor is expected to observe the provisions of that agreement to the extent that the system meets the contractor's compliance with EEO contract provisions. Where implementation of such an agreement has the effect of discriminating against minorities or women, or obligates the contractor to do the same, such implementation violates Federal nondiscrimination provisions.

c. The contractor will encourage its present employees to refer minorities and women as applicants for employment. Information and procedures with regard to referring such applicants will be discussed with employees.

5. Personnel Actions: Wages, working conditions, and employee benefits shall be established and administered, and personnel actions of every type, including hiring, upgrading, promotion, transfer, demotion, layoff, and termination, shall be taken without regard to race, color, religion, sex, sexual orientation, gender identity, national origin, age or disability. The following procedures shall be followed:

a. The contractor will conduct periodic inspections of project sites to ensure that working conditions and employee facilities do not indicate discriminatory treatment of project site personnel.

b. The contractor will periodically evaluate the spread of wages paid within each classification to determine any evidence of discriminatory wage practices.

c. The contractor will periodically review selected personnel actions in depth to determine whether there is evidence of discrimination. Where evidence is found, the contractor will promptly take corrective action. If the review indicates that the discrimination may extend beyond the actions reviewed, such corrective action shall include all affected persons.

d. The contractor will promptly investigate all complaints of alleged discrimination made to the contractor in connection with its obligations under this contract, will attempt to resolve such complaints, and will take appropriate corrective action

within a reasonable time. If the investigation indicates that the discrimination may affect persons other than the complainant, such corrective action shall include such other persons. Upon completion of each investigation, the contractor will inform every complainant of all of their avenues of appeal.

6. Training and Promotion:

a. The contractor will assist in locating, qualifying, and increasing the skills of minorities and women who are applicants for employment or current employees. Such efforts should be aimed at developing full journey level status employees in the type of trade or job classification involved.

b. Consistent with the contractor's work force requirements and as permissible under Federal and State regulations, the contractor shall make full use of training programs (i.e., apprenticeship and on-the-job training programs for the geographical area of contract performance). In the event a special provision for training is provided under this contract, this subparagraph will be superseded as indicated in the special provision. The contracting agency may reserve training positions for persons who receive welfare assistance in accordance with 23 U.S.C. 140(a).

c. The contractor will advise employees and applicants for employment of available training programs and entrance requirements for each.

d. The contractor will periodically review the training and promotion potential of employees who are minorities and women and will encourage eligible employees to apply for such training and promotion.

7. Unions: If the contractor relies in whole or in part upon unions as a source of employees, the contractor will use good faith efforts to obtain the cooperation of such unions to increase opportunities for minorities and women. 23 CFR 230.409. Actions by the contractor, either directly or through a contractor's association acting as agent, will include the procedures set forth below:

a. The contractor will use good faith efforts to develop, in cooperation with the unions, joint training programs aimed toward qualifying more minorities and women for membership in the unions and increasing the skills of minorities and women so that they may qualify for higher paying employment.

b. The contractor will use good faith efforts to incorporate an EEO clause into each union agreement to the end that such union will be contractually bound to refer applicants without regard to their race, color, religion, sex, sexual orientation, gender identity, national origin, age, or disability.

c. The contractor is to obtain information as to the referral practices and policies of the labor union except that to the extent such information is within the exclusive possession of the labor union and such labor union refuses to furnish such information to the contractor, the contractor shall so certify to the contracting agency and shall set forth what efforts have been made to obtain such information.

d. In the event the union is unable to provide the contractor with a reasonable flow of referrals within the time limit set forth in the collective bargaining agreement, the contractor will, through independent recruitment efforts, fill the employment vacancies without regard to race, color, religion, sex, sexual orientation, gender identity, national origin, age, or disability; making full efforts to obtain qualified and/or qualifiable minorities and women. The failure of a union to provide

sufficient referrals (even though it is obligated to provide exclusive referrals under the terms of a collective bargaining agreement) does not relieve the contractor from the requirements of this paragraph. In the event the union referral practice prevents the contractor from meeting the obligations pursuant to Executive Order 11246, as amended, and these special provisions, such contractor shall immediately notify the contracting agency.

8. Reasonable Accommodation for Applicants / Employees with Disabilities: The contractor must be familiar with the requirements for and comply with the Americans with Disabilities Act and all rules and regulations established thereunder. Employers must provide reasonable accommodation in all employment activities unless to do so would cause an undue hardship.

9. Selection of Subcontractors, Procurement of Materials and Leasing of Equipment: The contractor shall not discriminate on the grounds of race, color, religion, sex, sexual orientation, gender identity, national origin, age, or disability in the selection and retention of subcontractors, including procurement of materials and leases of equipment. The contractor shall take all necessary and reasonable steps to ensure nondiscrimination in the administration of this contract.

a. The contractor shall notify all potential subcontractors, suppliers, and lessors of their EEO obligations under this contract.

b. The contractor will use good faith efforts to ensure subcontractor compliance with their EEO obligations.

10. Assurances Required:

a. The requirements of 49 CFR Part 26 and the State DOT's FHWA-approved Disadvantaged Business Enterprise (DBE) program are incorporated by reference.

b. The contractor, subrecipient or subcontractor shall not discriminate on the basis of race, color, national origin, or sex in the performance of this contract. The contractor shall carry out applicable requirements of 49 CFR part 26 in the award and administration of DOT-assisted contracts. Failure by the contractor to carry out these requirements is a material breach of this contract, which may result in the termination of this contract or such other remedy as the recipient deems appropriate, which may include, but is not limited to:

- (1) Withholding monthly progress payments;
- (2) Assessing sanctions;
- (3) Liquidated damages; and/or
- (4) Disqualifying the contractor from future bidding as non-responsible.

c. The Title VI and nondiscrimination provisions of U.S. DOT Order 1050.2A at Appendixes A and E are incorporated by reference. 49 CFR Part 21.

11. Records and Reports: The contractor shall keep such records as necessary to document compliance with the EEO requirements. Such records shall be retained for a period of three years following the date of the final payment to the contractor for all contract work and shall be available at reasonable times and places for inspection by authorized representatives of the contracting agency and the FHWA.

a. The records kept by the contractor shall document the following:

(1) The number and work hours of minority and non-minority group members and women employed in each work classification on the project;

(2) The progress and efforts being made in cooperation with unions, when applicable, to increase employment opportunities for minorities and women; and

(3) The progress and efforts being made in locating, hiring, training, qualifying, and upgrading minorities and women.

b. The contractors and subcontractors will submit an annual report to the contracting agency each July for the duration of the project indicating the number of minority, women, and non-minority group employees currently engaged in each work classification required by the contract work. This information is to be reported on [Form FHWA-1391](#). The staffing data should represent the project work force on board in all or any part of the last payroll period preceding the end of July. If on-the-job training is being required by special provision, the contractor will be required to collect and report training data. The employment data should reflect the work force on board during all or any part of the last payroll period preceding the end of July.

III. NONSEGREGATED FACILITIES

This provision is applicable to all Federal-aid construction contracts and to all related construction subcontracts of more than \$10,000. 41 CFR 60-1.5.

As prescribed by 41 CFR 60-1.8, the contractor must ensure that facilities provided for employees are provided in such a manner that segregation on the basis of race, color, religion, sex, sexual orientation, gender identity, or national origin cannot result. The contractor may neither require such segregated use by written or oral policies nor tolerate such use by employee custom. The contractor's obligation extends further to ensure that its employees are not assigned to perform their services at any location under the contractor's control where the facilities are segregated. The term "facilities" includes waiting rooms, work areas, restaurants and other eating areas, time clocks, restrooms, washrooms, locker rooms and other storage or dressing areas, parking lots, drinking fountains, recreation or entertainment areas, transportation, and housing provided for employees. The contractor shall provide separate or single-user restrooms and necessary dressing or sleeping areas to assure privacy between sexes.

IV. DAVIS-BACON AND RELATED ACT PROVISIONS

This section is applicable to all Federal-aid construction projects exceeding \$2,000 and to all related subcontracts and lower-tier subcontracts (regardless of subcontract size), in accordance with 29 CFR 5.5. The requirements apply to all projects located within the right-of-way of a roadway that is functionally classified as Federal-aid highway. 23 U.S.C. 113. This excludes roadways functionally classified as local roads or rural minor collectors, which are exempt. 23 U.S.C. 101. Where applicable law requires that projects be treated as a project on a Federal-aid highway, the provisions of this subpart will apply regardless of the location of the project. Examples include: Surface Transportation Block Grant Program projects funded under 23 U.S.C. 133 [excluding recreational trails projects], the Nationally Significant Freight and Highway

Projects funded under 23 U.S.C. 117, and National Highway Freight Program projects funded under 23 U.S.C. 167.

The following provisions are from the U.S. Department of Labor regulations in 29 CFR 5.5 "Contract provisions and related matters" with minor revisions to conform to the FHWA-1273 format and FHWA program requirements.

1. Minimum wages (29 CFR 5.5)

a. *Wage rates and fringe benefits.* All laborers and mechanics employed or working upon the site of the work (or otherwise working in construction or development of the project under a development statute), will be paid unconditionally and not less often than once a week, and without subsequent deduction or rebate on any account (except such payroll deductions as are permitted by regulations issued by the Secretary of Labor under the Copeland Act ([29 CFR part 3](#))), the full amount of basic hourly wages and bona fide fringe benefits (or cash equivalents thereof) due at time of payment computed at rates not less than those contained in the wage determination of the Secretary of Labor which is attached hereto and made a part hereof, regardless of any contractual relationship which may be alleged to exist between the contractor and such laborers and mechanics. As provided in paragraphs (d) and (e) of 29 CFR 5.5, the appropriate wage determinations are effective by operation of law even if they have not been attached to the contract. Contributions made or costs reasonably anticipated for bona fide fringe benefits under the Davis-Bacon Act ([40 U.S.C. 3141\(2\)\(B\)](#)) on behalf of laborers or mechanics are considered wages paid to such laborers or mechanics, subject to the provisions of paragraph 1.e. of this section; also, regular contributions made or costs incurred for more than a weekly period (but not less often than quarterly) under plans, funds, or programs which cover the particular weekly period, are deemed to be constructively made or incurred during such weekly period. Such laborers and mechanics must be paid the appropriate wage rate and fringe benefits on the wage determination for the classification(s) of work actually performed, without regard to skill, except as provided in paragraph 4. of this section. Laborers or mechanics performing work in more than one classification may be compensated at the rate specified for each classification for the time actually worked therein: *Provided*, That the employer's payroll records accurately set forth the time spent in each classification in which work is performed. The wage determination (including any additional classifications and wage rates conformed under paragraph 1.c. of this section) and the Davis-Bacon poster (WH-1321) must be posted at all times by the contractor and its subcontractors at the site of the work in a prominent and accessible place where it can be easily seen by the workers.

b. *Frequently recurring classifications.* (1) In addition to wage and fringe benefit rates that have been determined to be prevailing under the procedures set forth in [29 CFR part 1](#), a wage determination may contain, pursuant to § 1.3(f), wage and fringe benefit rates for classifications of laborers and mechanics for which conformance requests are regularly submitted pursuant to paragraph 1.c. of this section, provided that:

(i) The work performed by the classification is not performed by a classification in the wage determination for which a prevailing wage rate has been determined;

(ii) The classification is used in the area by the construction industry; and

(iii) The wage rate for the classification bears a reasonable relationship to the prevailing wage rates contained in the wage determination.

(2) The Administrator will establish wage rates for such classifications in accordance with paragraph 1.c.(1)(iii) of this section. Work performed in such a classification must be paid at no less than the wage and fringe benefit rate listed on the wage determination for such classification.

c. *Conformance.* (1) The contracting officer must require that any class of laborers or mechanics, including helpers, which is not listed in the wage determination and which is to be employed under the contract be classified in conformance with the wage determination. Conformance of an additional classification and wage rate and fringe benefits is appropriate only when the following criteria have been met:

(i) The work to be performed by the classification requested is not performed by a classification in the wage determination; and

(ii) The classification is used in the area by the construction industry; and

(iii) The proposed wage rate, including any bona fide fringe benefits, bears a reasonable relationship to the wage rates contained in the wage determination.

(2) The conformance process may not be used to split, subdivide, or otherwise avoid application of classifications listed in the wage determination.

(3) If the contractor and the laborers and mechanics to be employed in the classification (if known), or their representatives, and the contracting officer agree on the classification and wage rate (including the amount designated for fringe benefits where appropriate), a report of the action taken will be sent by the contracting officer by email to DBAconformance@dol.gov. The Administrator, or an authorized representative, will approve, modify, or disapprove every additional classification action within 30 days of receipt and so advise the contracting officer or will notify the contracting officer within the 30-day period that additional time is necessary.

(4) In the event the contractor, the laborers or mechanics to be employed in the classification or their representatives, and the contracting officer do not agree on the proposed classification and wage rate (including the amount designated for fringe benefits, where appropriate), the contracting officer will, by email to DBAconformance@dol.gov, refer the questions, including the views of all interested parties and the recommendation of the contracting officer, to the Administrator for determination. The Administrator, or an authorized representative, will issue a determination within 30 days of receipt and so advise the contracting officer or will notify the contracting officer within the 30-day period that additional time is necessary.

(5) The contracting officer must promptly notify the contractor of the action taken by the Wage and Hour Division

under paragraphs 1.c.(3) and (4) of this section. The contractor must furnish a written copy of such determination to each affected worker or it must be posted as a part of the wage determination. The wage rate (including fringe benefits where appropriate) determined pursuant to paragraph 1.c.(3) or (4) of this section must be paid to all workers performing work in the classification under this contract from the first day on which work is performed in the classification.

d. *Fringe benefits not expressed as an hourly rate.* Whenever the minimum wage rate prescribed in the contract for a class of laborers or mechanics includes a fringe benefit which is not expressed as an hourly rate, the contractor may either pay the benefit as stated in the wage determination or may pay another bona fide fringe benefit or an hourly cash equivalent thereof.

e. *Unfunded plans.* If the contractor does not make payments to a trustee or other third person, the contractor may consider as part of the wages of any laborer or mechanic the amount of any costs reasonably anticipated in providing bona fide fringe benefits under a plan or program, *Provided*, That the Secretary of Labor has found, upon the written request of the contractor, in accordance with the criteria set forth in § 5.28, that the applicable standards of the Davis-Bacon Act have been met. The Secretary of Labor may require the contractor to set aside in a separate account assets for the meeting of obligations under the plan or program.

f. *Interest.* In the event of a failure to pay all or part of the wages required by the contract, the contractor will be required to pay interest on any underpayment of wages.

2. Withholding (29 CFR 5.5)

a. *Withholding requirements.* The contracting agency may, upon its own action, or must, upon written request of an authorized representative of the Department of Labor, withhold or cause to be withheld from the contractor so much of the accrued payments or advances as may be considered necessary to satisfy the liabilities of the prime contractor or any subcontractor for the full amount of wages and monetary relief, including interest, required by the clauses set forth in this section for violations of this contract, or to satisfy any such liabilities required by any other Federal contract, or federally assisted contract subject to Davis-Bacon labor standards, that is held by the same prime contractor (as defined in § 5.2). The necessary funds may be withheld from the contractor under this contract, any other Federal contract with the same prime contractor, or any other federally assisted contract that is subject to Davis-Bacon labor standards requirements and is held by the same prime contractor, regardless of whether the other contract was awarded or assisted by the same agency, and such funds may be used to satisfy the contractor liability for which the funds were withheld. In the event of a contractor's failure to pay any laborer or mechanic, including any apprentice or helper working on the site of the work all or part of the wages required by the contract, or upon the contractor's failure to submit the required records as discussed in paragraph 3.d. of this section, the contracting agency may on its own initiative and after written notice to the contractor, take such action as may be necessary to cause the suspension of any further payment, advance, or guarantee of funds until such violations have ceased.

b. *Priority to withheld funds.* The Department has priority to funds withheld or to be withheld in accordance with paragraph

2.a. of this section or Section V, paragraph 3.a., or both, over claims to those funds by:

- (1) A contractor's surety(ies), including without limitation performance bond sureties and payment bond sureties;
- (2) A contracting agency for its procurement costs;
- (3) A trustee(s) (either a court-appointed trustee or a U.S. trustee, or both) in bankruptcy of a contractor, or a contractor's bankruptcy estate;
- (4) A contractor's assignee(s);
- (5) A contractor's successor(s); or
- (6) A claim asserted under the Prompt Payment Act, [31 U.S.C. 3901–3907](#).

3. Records and certified payrolls (29 CFR 5.5)

a. *Basic record requirements (1) Length of record retention.* All regular payrolls and other basic records must be maintained by the contractor and any subcontractor during the course of the work and preserved for all laborers and mechanics working at the site of the work (or otherwise working in construction or development of the project under a development statute) for a period of at least 3 years after all the work on the prime contract is completed.

(2) *Information required.* Such records must contain the name; Social Security number; last known address, telephone number, and email address of each such worker; each worker's correct classification(s) of work actually performed; hourly rates of wages paid (including rates of contributions or costs anticipated for bona fide fringe benefits or cash equivalents thereof of the types described in [40 U.S.C. 3141\(2\)\(B\)](#) of the Davis-Bacon Act); daily and weekly number of hours actually worked in total and on each covered contract; deductions made; and actual wages paid.

(3) *Additional records relating to fringe benefits.* Whenever the Secretary of Labor has found under paragraph 1.e. of this section that the wages of any laborer or mechanic include the amount of any costs reasonably anticipated in providing benefits under a plan or program described in [40 U.S.C. 3141\(2\)\(B\)](#) of the Davis-Bacon Act, the contractor must maintain records which show that the commitment to provide such benefits is enforceable, that the plan or program is financially responsible, and that the plan or program has been communicated in writing to the laborers or mechanics affected, and records which show the costs anticipated or the actual cost incurred in providing such benefits.

(4) *Additional records relating to apprenticeship.* Contractors with apprentices working under approved programs must maintain written evidence of the registration of apprenticeship programs, the registration of the apprentices, and the ratios and wage rates prescribed in the applicable programs.

b. *Certified payroll requirements (1) Frequency and method of submission.* The contractor or subcontractor must submit weekly, for each week in which any DBA- or Related Acts-covered work is performed, certified payrolls to the contracting

agency. The prime contractor is responsible for the submission of all certified payrolls by all subcontractors. A contracting agency or prime contractor may permit or require contractors to submit certified payrolls through an electronic system, as long as the electronic system requires a legally valid electronic signature; the system allows the contractor, the contracting agency, and the Department of Labor to access the certified payrolls upon request for at least 3 years after the work on the prime contract has been completed; and the contracting agency or prime contractor permits other methods of submission in situations where the contractor is unable or limited in its ability to use or access the electronic system.

(2) *Information required.* The certified payrolls submitted must set out accurately and completely all of the information required to be maintained under paragraph 3.a.(2) of this section, except that full Social Security numbers and last known addresses, telephone numbers, and email addresses must not be included on weekly transmittals. Instead, the certified payrolls need only include an individually identifying number for each worker (e.g., the last four digits of the worker's Social Security number). The required weekly certified payroll information may be submitted using Optional Form WH-347 or in any other format desired. Optional Form WH-347 is available for this purpose from the Wage and Hour Division website at <https://www.dol.gov/sites/dolgov/files/WHD/legacy/files/wh347.pdf> or its successor website. It is not a violation of this section for a prime contractor to require a subcontractor to provide full Social Security numbers and last known addresses, telephone numbers, and email addresses to the prime contractor for its own records, without weekly submission by the subcontractor to the contracting agency.

(3) *Statement of Compliance.* Each certified payroll submitted must be accompanied by a "Statement of Compliance," signed by the contractor or subcontractor, or the contractor's or subcontractor's agent who pays or supervises the payment of the persons working on the contract, and must certify the following:

(i) That the certified payroll for the payroll period contains the information required to be provided under paragraph 3.b. of this section, the appropriate information and basic records are being maintained under paragraph 3.a. of this section, and such information and records are correct and complete;

(ii) That each laborer or mechanic (including each helper and apprentice) working on the contract during the payroll period has been paid the full weekly wages earned, without rebate, either directly or indirectly, and that no deductions have been made either directly or indirectly from the full wages earned, other than permissible deductions as set forth in [29 CFR part 3](#); and

(iii) That each laborer or mechanic has been paid not less than the applicable wage rates and fringe benefits or cash equivalents for the classification(s) of work actually performed, as specified in the applicable wage determination incorporated into the contract.

(4) *Use of Optional Form WH-347.* The weekly submission of a properly executed certification set forth on the reverse side of Optional Form WH-347 will satisfy the requirement for submission of the "Statement of Compliance" required by paragraph 3.b.(3) of this section.

(5) *Signature*. The signature by the contractor, subcontractor, or the contractor's or subcontractor's agent must be an original handwritten signature or a legally valid electronic signature.

(6) *Falsification*. The falsification of any of the above certifications may subject the contractor or subcontractor to civil or criminal prosecution under [18 U.S.C. 1001](#) and [31 U.S.C. 3729](#).

(7) *Length of certified payroll retention*. The contractor or subcontractor must preserve all certified payrolls during the course of the work and for a period of 3 years after all the work on the prime contract is completed.

c. *Contracts, subcontracts, and related documents*. The contractor or subcontractor must maintain this contract or subcontract and related documents including, without limitation, bids, proposals, amendments, modifications, and extensions. The contractor or subcontractor must preserve these contracts, subcontracts, and related documents during the course of the work and for a period of 3 years after all the work on the prime contract is completed.

d. *Required disclosures and access* (1) *Required record disclosures and access to workers*. The contractor or subcontractor must make the records required under paragraphs 3.a. through 3.c. of this section, and any other documents that the contracting agency, the State DOT, the FHWA, or the Department of Labor deems necessary to determine compliance with the labor standards provisions of any of the applicable statutes referenced by § 5.1, available for inspection, copying, or transcription by authorized representatives of the contracting agency, the State DOT, the FHWA, or the Department of Labor, and must permit such representatives to interview workers during working hours on the job.

(2) *Sanctions for non-compliance with records and worker access requirements*. If the contractor or subcontractor fails to submit the required records or to make them available, or refuses to permit worker interviews during working hours on the job, the Federal agency may, after written notice to the contractor, sponsor, applicant, owner, or other entity, as the case may be, that maintains such records or that employs such workers, take such action as may be necessary to cause the suspension of any further payment, advance, or guarantee of funds. Furthermore, failure to submit the required records upon request or to make such records available, or to permit worker interviews during working hours on the job, may be grounds for debarment action pursuant to § 5.12. In addition, any contractor or other person that fails to submit the required records or make those records available to WHD within the time WHD requests that the records be produced will be precluded from introducing as evidence in an administrative proceeding under [29 CFR part 6](#) any of the required records that were not provided or made available to WHD. WHD will take into consideration a reasonable request from the contractor or person for an extension of the time for submission of records. WHD will determine the reasonableness of the request and may consider, among other things, the location of the records and the volume of production.

(3) *Required information disclosures*. Contractors and subcontractors must maintain the full Social Security number and last known address, telephone number, and email address

of each covered worker, and must provide them upon request to the contracting agency, the State DOT, the FHWA, the contractor, or the Wage and Hour Division of the Department of Labor for purposes of an investigation or other compliance action.

4. Apprentices and equal employment opportunity (29 CFR 5.5)

a. *Apprentices* (1) *Rate of pay*. Apprentices will be permitted to work at less than the predetermined rate for the work they perform when they are employed pursuant to and individually registered in a bona fide apprenticeship program registered with the U.S. Department of Labor, Employment and Training Administration, Office of Apprenticeship (OA), or with a State Apprenticeship Agency recognized by the OA. A person who is not individually registered in the program, but who has been certified by the OA or a State Apprenticeship Agency (where appropriate) to be eligible for probationary employment as an apprentice, will be permitted to work at less than the predetermined rate for the work they perform in the first 90 days of probationary employment as an apprentice in such a program. In the event the OA or a State Apprenticeship Agency recognized by the OA withdraws approval of an apprenticeship program, the contractor will no longer be permitted to use apprentices at less than the applicable predetermined rate for the work performed until an acceptable program is approved.

(2) *Fringe benefits*. Apprentices must be paid fringe benefits in accordance with the provisions of the apprenticeship program. If the apprenticeship program does not specify fringe benefits, apprentices must be paid the full amount of fringe benefits listed on the wage determination for the applicable classification. If the Administrator determines that a different practice prevails for the applicable apprentice classification, fringe benefits must be paid in accordance with that determination.

(3) *Apprenticeship ratio*. The allowable ratio of apprentices to journeyworkers on the job site in any craft classification must not be greater than the ratio permitted to the contractor as to the entire work force under the registered program or the ratio applicable to the locality of the project pursuant to paragraph 4.a.(4) of this section. Any worker listed on a payroll at an apprentice wage rate, who is not registered or otherwise employed as stated in paragraph 4.a.(1) of this section, must be paid not less than the applicable wage rate on the wage determination for the classification of work actually performed. In addition, any apprentice performing work on the job site in excess of the ratio permitted under this section must be paid not less than the applicable wage rate on the wage determination for the work actually performed.

(4) *Reciprocity of ratios and wage rates*. Where a contractor is performing construction on a project in a locality other than the locality in which its program is registered, the ratios and wage rates (expressed in percentages of the journeyworker's hourly rate) applicable within the locality in which the construction is being performed must be observed. If there is no applicable ratio or wage rate for the locality of the project, the ratio and wage rate specified in the contractor's registered program must be observed.

b. *Equal employment opportunity*. The use of apprentices and journeyworkers under this part must be in conformity with

the equal employment opportunity requirements of Executive Order 11246, as amended, and [29 CFR part 30](#).

c. Apprentices and Trainees (programs of the U.S. DOT).

Apprentices and trainees working under apprenticeship and skill training programs which have been certified by the Secretary of Transportation as promoting EEO in connection with Federal-aid highway construction programs are not subject to the requirements of paragraph 4 of this Section IV. 23 CFR 230.111(e)(2). The straight time hourly wage rates for apprentices and trainees under such programs will be established by the particular programs. The ratio of apprentices and trainees to journeyworkers shall not be greater than permitted by the terms of the particular program.

5. Compliance with Copeland Act requirements. The contractor shall comply with the requirements of 29 CFR part 3, which are incorporated by reference in this contract as provided in 29 CFR 5.5.

6. Subcontracts. The contractor or subcontractor must insert FHWA-1273 in any subcontracts, along with the applicable wage determination(s) and such other clauses or contract modifications as the contracting agency may by appropriate instructions require, and a clause requiring the subcontractors to include these clauses and wage determination(s) in any lower tier subcontracts. The prime contractor is responsible for the compliance by any subcontractor or lower tier subcontractor with all the contract clauses in this section. In the event of any violations of these clauses, the prime contractor and any subcontractor(s) responsible will be liable for any unpaid wages and monetary relief, including interest from the date of the underpayment or loss, due to any workers of lower-tier subcontractors, and may be subject to debarment, as appropriate. 29 CFR 5.5.

7. Contract termination: debarment. A breach of the contract clauses in 29 CFR 5.5 may be grounds for termination of the contract, and for debarment as a contractor and a subcontractor as provided in 29 CFR 5.12.

8. Compliance with Davis-Bacon and Related Act requirements. All rulings and interpretations of the Davis-Bacon and Related Acts contained in 29 CFR parts 1, 3, and 5 are herein incorporated by reference in this contract as provided in 29 CFR 5.5.

9. Disputes concerning labor standards. As provided in 29 CFR 5.5, disputes arising out of the labor standards provisions of this contract shall not be subject to the general disputes clause of this contract. Such disputes shall be resolved in accordance with the procedures of the Department of Labor set forth in 29 CFR parts 5, 6, and 7. Disputes within the meaning of this clause include disputes between the contractor (or any of its subcontractors) and the contracting agency, the U.S. Department of Labor, or the employees or their representatives.

10. Certification of eligibility. a. By entering into this contract, the contractor certifies that neither it nor any person or firm who has an interest in the contractor's firm is a person or firm ineligible to be awarded Government contracts by virtue of [40 U.S.C. 3144\(b\)](#) or § 5.12(a).

b. No part of this contract shall be subcontracted to any person or firm ineligible for award of a Government contract by virtue of [40 U.S.C. 3144\(b\)](#) or § 5.12(a).

c. The penalty for making false statements is prescribed in the U.S. Code, Title 18 Crimes and Criminal Procedure, [18 U.S.C. 1001](#).

11. Anti-retaliation. It is unlawful for any person to discharge, demote, intimidate, threaten, restrain, coerce, blacklist, harass, or in any other manner discriminate against, or to cause any person to discharge, demote, intimidate, threaten, restrain, coerce, blacklist, harass, or in any other manner discriminate against, any worker or job applicant for:

a. Notifying any contractor of any conduct which the worker reasonably believes constitutes a violation of the DBA, Related Acts, this part, or [29 CFR part 1](#) or [3](#);

b. Filing any complaint, initiating or causing to be initiated any proceeding, or otherwise asserting or seeking to assert on behalf of themselves or others any right or protection under the DBA, Related Acts, this part, or [29 CFR part 1](#) or [3](#);

c. Cooperating in any investigation or other compliance action, or testifying in any proceeding under the DBA, Related Acts, this part, or [29 CFR part 1](#) or [3](#); or

d. Informing any other person about their rights under the DBA, Related Acts, this part, or [29 CFR part 1](#) or [3](#).

V. CONTRACT WORK HOURS AND SAFETY STANDARDS ACT

Pursuant to 29 CFR 5.5(b), the following clauses apply to any Federal-aid construction contract in an amount in excess of \$100,000 and subject to the overtime provisions of the Contract Work Hours and Safety Standards Act. These clauses shall be inserted in addition to the clauses required by 29 CFR 5.5(a) or 29 CFR 4.6. As used in this paragraph, the terms laborers and mechanics include watchpersons and guards.

1. Overtime requirements. No contractor or subcontractor contracting for any part of the contract work which may require or involve the employment of laborers or mechanics shall require or permit any such laborer or mechanic in any workweek in which he or she is employed on such work to work in excess of forty hours in such workweek unless such laborer or mechanic receives compensation at a rate not less than one and one-half times the basic rate of pay for all hours worked in excess of forty hours in such workweek. 29 CFR 5.5.

2. Violation; liability for unpaid wages; liquidated damages. In the event of any violation of the clause set forth in paragraph 1. of this section the contractor and any subcontractor responsible therefor shall be liable for the unpaid wages and interest from the date of the underpayment. In addition, such contractor and subcontractor shall be liable to the United States (in the case of work done under contract for the District of Columbia or a territory, to such District or to such territory), for liquidated damages. Such liquidated damages shall be computed with respect to each individual laborer or

mechanic, including watchpersons and guards, employed in violation of the clause set forth in paragraph 1. of this section, in the sum currently provided in 29 CFR 5.5(b)(2)* for each calendar day on which such individual was required or permitted to work in excess of the standard workweek of forty hours without payment of the overtime wages required by the clause set forth in paragraph 1. of this section.

* \$31 as of January 15, 2023 (See 88 FR 88 FR 2210) as may be adjusted annually by the Department of Labor, pursuant to the Federal Civil Penalties Inflation Adjustment Act of 1990.

3. Withholding for unpaid wages and liquidated damages

a. *Withholding process.* The FHWA or the contracting agency may, upon its own action, or must, upon written request of an authorized representative of the Department of Labor, withhold or cause to be withheld from the contractor so much of the accrued payments or advances as may be considered necessary to satisfy the liabilities of the prime contractor or any subcontractor for any unpaid wages; monetary relief, including interest; and liquidated damages required by the clauses set forth in this section on this contract, any other Federal contract with the same prime contractor, or any other federally assisted contract subject to the Contract Work Hours and Safety Standards Act that is held by the same prime contractor (as defined in § 5.2). The necessary funds may be withheld from the contractor under this contract, any other Federal contract with the same prime contractor, or any other federally assisted contract that is subject to the Contract Work Hours and Safety Standards Act and is held by the same prime contractor, regardless of whether the other contract was awarded or assisted by the same agency, and such funds may be used to satisfy the contractor liability for which the funds were withheld.

b. *Priority to withheld funds.* The Department has priority to funds withheld or to be withheld in accordance with Section IV paragraph 2.a. or paragraph 3.a. of this section, or both, over claims to those funds by:

- (1) A contractor's surety(ies), including without limitation performance bond sureties and payment bond sureties;
- (2) A contracting agency for its procurement costs;
- (3) A trustee(s) (either a court-appointed trustee or a U.S. trustee, or both) in bankruptcy of a contractor, or a contractor's bankruptcy estate;
- (4) A contractor's assignee(s);
- (5) A contractor's successor(s); or
- (6) A claim asserted under the Prompt Payment Act, [31 U.S.C. 3901](#)–3907.

4. Subcontracts. The contractor or subcontractor must insert in any subcontracts the clauses set forth in paragraphs 1. through 5. of this section and a clause requiring the subcontractors to include these clauses in any lower tier subcontracts. The prime contractor is responsible for compliance by any subcontractor or lower tier subcontractor with the clauses set forth in paragraphs 1. through 5. In the

event of any violations of these clauses, the prime contractor and any subcontractor(s) responsible will be liable for any unpaid wages and monetary relief, including interest from the date of the underpayment or loss, due to any workers of lower-tier subcontractors, and associated liquidated damages and may be subject to debarment, as appropriate.

5. Anti-retaliation. It is unlawful for any person to discharge, demote, intimidate, threaten, restrain, coerce, blacklist, harass, or in any other manner discriminate against, or to cause any person to discharge, demote, intimidate, threaten, restrain, coerce, blacklist, harass, or in any other manner discriminate against, any worker or job applicant for:

a. Notifying any contractor of any conduct which the worker reasonably believes constitutes a violation of the Contract Work Hours and Safety Standards Act (CWHSSA) or its implementing regulations in this part;

b. Filing any complaint, initiating or causing to be initiated any proceeding, or otherwise asserting or seeking to assert on behalf of themselves or others any right or protection under CWHSSA or this part;

c. Cooperating in any investigation or other compliance action, or testifying in any proceeding under CWHSSA or this part; or

d. Informing any other person about their rights under CWHSSA or this part.

VI. SUBLETTING OR ASSIGNING THE CONTRACT

This provision is applicable to all Federal-aid construction contracts on the National Highway System pursuant to 23 CFR 635.116.

1. The contractor shall perform with its own organization contract work amounting to not less than 30 percent (or a greater percentage if specified elsewhere in the contract) of the total original contract price, excluding any specialty items designated by the contracting agency. Specialty items may be performed by subcontract and the amount of any such specialty items performed may be deducted from the total original contract price before computing the amount of work required to be performed by the contractor's own organization (23 CFR 635.116).

a. The term "perform work with its own organization" in paragraph 1 of Section VI refers to workers employed or leased by the prime contractor, and equipment owned or rented by the prime contractor, with or without operators. Such term does not include employees or equipment of a subcontractor or lower tier subcontractor, agents of the prime contractor, or any other assignees. The term may include payments for the costs of hiring leased employees from an employee leasing firm meeting all relevant Federal and State regulatory requirements. Leased employees may only be included in this term if the prime contractor meets all of the following conditions: (based on longstanding interpretation)

- (1) the prime contractor maintains control over the supervision of the day-to-day activities of the leased employees;
- (2) the prime contractor remains responsible for the quality of the work of the leased employees;

- (3) the prime contractor retains all power to accept or exclude individual employees from work on the project; and
- (4) the prime contractor remains ultimately responsible for the payment of predetermined minimum wages, the submission of payrolls, statements of compliance and all other Federal regulatory requirements.

b. "Specialty Items" shall be construed to be limited to work that requires highly specialized knowledge, abilities, or equipment not ordinarily available in the type of contracting organizations qualified and expected to bid or propose on the contract as a whole and in general are to be limited to minor components of the overall contract. 23 CFR 635.102.

2. Pursuant to 23 CFR 635.116(a), the contract amount upon which the requirements set forth in paragraph (1) of Section VI is computed includes the cost of material and manufactured products which are to be purchased or produced by the contractor under the contract provisions.

3. Pursuant to 23 CFR 635.116(c), the contractor shall furnish (a) a competent superintendent or supervisor who is employed by the firm, has full authority to direct performance of the work in accordance with the contract requirements, and is in charge of all construction operations (regardless of who performs the work) and (b) such other of its own organizational resources (supervision, management, and engineering services) as the contracting officer determines is necessary to assure the performance of the contract.

4. No portion of the contract shall be sublet, assigned or otherwise disposed of except with the written consent of the contracting officer, or authorized representative, and such consent when given shall not be construed to relieve the contractor of any responsibility for the fulfillment of the contract. Written consent will be given only after the contracting agency has assured that each subcontract is evidenced in writing and that it contains all pertinent provisions and requirements of the prime contract. (based on long-standing interpretation of 23 CFR 635.116).

5. The 30-percent self-performance requirement of paragraph (1) is not applicable to design-build contracts; however, contracting agencies may establish their own self-performance requirements. 23 CFR 635.116(d).

VII. SAFETY: ACCIDENT PREVENTION

This provision is applicable to all Federal-aid construction contracts and to all related subcontracts.

1. In the performance of this contract the contractor shall comply with all applicable Federal, State, and local laws governing safety, health, and sanitation (23 CFR Part 635). The contractor shall provide all safeguards, safety devices and protective equipment and take any other needed actions as it determines, or as the contracting officer may determine, to be reasonably necessary to protect the life and health of employees on the job and the safety of the public and to protect property in connection with the performance of the work covered by the contract. 23 CFR 635.108.

2. It is a condition of this contract, and shall be made a condition of each subcontract, which the contractor enters into pursuant to this contract, that the contractor and any subcontractor shall not permit any employee, in performance of the contract, to work in surroundings or under conditions which are unsanitary, hazardous or dangerous to his/her health or safety, as determined under construction safety and

health standards (29 CFR Part 1926) promulgated by the Secretary of Labor, in accordance with Section 107 of the Contract Work Hours and Safety Standards Act (40 U.S.C. 3704). 29 CFR 1926.10.

3. Pursuant to 29 CFR 1926.3, it is a condition of this contract that the Secretary of Labor or authorized representative thereof, shall have right of entry to any site of contract performance to inspect or investigate the matter of compliance with the construction safety and health standards and to carry out the duties of the Secretary under Section 107 of the Contract Work Hours and Safety Standards Act (40 U.S.C. 3704).

VIII. FALSE STATEMENTS CONCERNING HIGHWAY PROJECTS

This provision is applicable to all Federal-aid construction contracts and to all related subcontracts.

In order to assure high quality and durable construction in conformity with approved plans and specifications and a high degree of reliability on statements and representations made by engineers, contractors, suppliers, and workers on Federal-aid highway projects, it is essential that all persons concerned with the project perform their functions as carefully, thoroughly, and honestly as possible. Willful falsification, distortion, or misrepresentation with respect to any facts related to the project is a violation of Federal law. To prevent any misunderstanding regarding the seriousness of these and similar acts, Form FHWA-1022 shall be posted on each Federal-aid highway project (23 CFR Part 635) in one or more places where it is readily available to all persons concerned with the project:

18 U.S.C. 1020 reads as follows:

"Whoever, being an officer, agent, or employee of the United States, or of any State or Territory, or whoever, whether a person, association, firm, or corporation, knowingly makes any false statement, false representation, or false report as to the character, quality, quantity, or cost of the material used or to be used, or the quantity or quality of the work performed or to be performed, or the cost thereof in connection with the submission of plans, maps, specifications, contracts, or costs of construction on any highway or related project submitted for approval to the Secretary of Transportation; or

Whoever knowingly makes any false statement, false representation, false report or false claim with respect to the character, quality, quantity, or cost of any work performed or to be performed, or materials furnished or to be furnished, in connection with the construction of any highway or related project approved by the Secretary of Transportation; or

Whoever knowingly makes any false statement or false representation as to material fact in any statement, certificate, or report submitted pursuant to provisions of the Federal-aid Roads Act approved July 11, 1916, (39 Stat. 355), as amended and supplemented;

Shall be fined under this title or imprisoned not more than 5 years or both."

IX. IMPLEMENTATION OF CLEAN AIR ACT AND FEDERAL WATER POLLUTION CONTROL ACT (42 U.S.C. 7606; 2 CFR 200.88; EO 11738)

This provision is applicable to all Federal-aid construction contracts in excess of \$150,000 and to all related subcontracts. 48 CFR 2.101; 2 CFR 200.327.

By submission of this bid/proposal or the execution of this contract or subcontract, as appropriate, the bidder, proposer, Federal-aid construction contractor, subcontractor, supplier, or vendor agrees to comply with all applicable standards, orders or regulations issued pursuant to the Clean Air Act (42 U.S.C. 7401-7671q) and the Federal Water Pollution Control Act, as amended (33 U.S.C. 1251-1387). Violations must be reported to the Federal Highway Administration and the Regional Office of the Environmental Protection Agency. 2 CFR Part 200, Appendix II.

The contractor agrees to include or cause to be included the requirements of this Section in every subcontract, and further agrees to take such action as the contracting agency may direct as a means of enforcing such requirements. 2 CFR 200.327.

X. CERTIFICATION REGARDING DEBARMENT, SUSPENSION, INELIGIBILITY AND VOLUNTARY EXCLUSION

This provision is applicable to all Federal-aid construction contracts, design-build contracts, subcontracts, lower-tier subcontracts, purchase orders, lease agreements, consultant contracts or any other covered transaction requiring FHWA approval or that is estimated to cost \$25,000 or more – as defined in 2 CFR Parts 180 and 1200. 2 CFR 180.220 and 1200.220.

1. Instructions for Certification – First Tier Participants:

- a. By signing and submitting this proposal, the prospective first tier participant is providing the certification set out below.
- b. The inability of a person to provide the certification set out below will not necessarily result in denial of participation in this covered transaction. The prospective first tier participant shall submit an explanation of why it cannot provide the certification set out below. The certification or explanation will be considered in connection with the department or agency's determination whether to enter into this transaction. However, failure of the prospective first tier participant to furnish a certification or an explanation shall disqualify such a person from participation in this transaction. 2 CFR 180.320.
- c. The certification in this clause is a material representation of fact upon which reliance was placed when the contracting agency determined to enter into this transaction. If it is later determined that the prospective participant knowingly rendered an erroneous certification, in addition to other remedies available to the Federal Government, the contracting agency may terminate this transaction for cause of default. 2 CFR 180.325.
- d. The prospective first tier participant shall provide immediate written notice to the contracting agency to whom this proposal is submitted if any time the prospective first tier participant learns that its certification was erroneous when submitted or has become erroneous by reason of changed circumstances. 2 CFR 180.345 and 180.350.

e. The terms "covered transaction," "debarred," "suspended," "ineligible," "participant," "person," "principal," and "voluntarily excluded," as used in this clause, are defined in 2 CFR Parts 180, Subpart I, 180.900-180.1020, and 1200. "First Tier Covered Transactions" refers to any covered transaction between a recipient or subrecipient of Federal funds and a participant (such as the prime or general contract). "Lower Tier Covered Transactions" refers to any covered transaction under a First Tier Covered Transaction (such as subcontracts). "First Tier Participant" refers to the participant who has entered into a covered transaction with a recipient or subrecipient of Federal funds (such as the prime or general contractor). "Lower Tier Participant" refers any participant who has entered into a covered transaction with a First Tier Participant or other Lower Tier Participants (such as subcontractors and suppliers).

f. The prospective first tier participant agrees by submitting this proposal that, should the proposed covered transaction be entered into, it shall not knowingly enter into any lower tier covered transaction with a person who is debarred, suspended, declared ineligible, or voluntarily excluded from participation in this covered transaction, unless authorized by the department or agency entering into this transaction. 2 CFR 180.330.

g. The prospective first tier participant further agrees by submitting this proposal that it will include the clause titled "Certification Regarding Debarment, Suspension, Ineligibility and Voluntary Exclusion-Lower Tier Covered Transactions," provided by the department or contracting agency, entering into this covered transaction, without modification, in all lower tier covered transactions and in all solicitations for lower tier covered transactions exceeding the \$25,000 threshold. 2 CFR 180.220 and 180.300.

h. A participant in a covered transaction may rely upon a certification of a prospective participant in a lower tier covered transaction that is not debarred, suspended, ineligible, or voluntarily excluded from the covered transaction, unless it knows that the certification is erroneous. 2 CFR 180.300; 180.320, and 180.325. A participant is responsible for ensuring that its principals are not suspended, debarred, or otherwise ineligible to participate in covered transactions. 2 CFR 180.335. To verify the eligibility of its principals, as well as the eligibility of any lower tier prospective participants, each participant may, but is not required to, check the System for Award Management website (<https://www.sam.gov/>). 2 CFR 180.300, 180.320, and 180.325.

i. Nothing contained in the foregoing shall be construed to require the establishment of a system of records in order to render in good faith the certification required by this clause. The knowledge and information of the prospective participant is not required to exceed that which is normally possessed by a prudent person in the ordinary course of business dealings.

j. Except for transactions authorized under paragraph (f) of these instructions, if a participant in a covered transaction knowingly enters into a lower tier covered transaction with a person who is suspended, debarred, ineligible, or voluntarily excluded from participation in this transaction, in addition to other remedies available to the Federal Government, the department or agency may terminate this transaction for cause or default. 2 CFR 180.325.

* * * * *

2. Certification Regarding Debarment, Suspension, Ineligibility and Voluntary Exclusion – First Tier Participants:

a. The prospective first tier participant certifies to the best of its knowledge and belief, that it and its principals:

(1) Are not presently debarred, suspended, proposed for debarment, declared ineligible, or voluntarily excluded from participating in covered transactions by any Federal department or agency, 2 CFR 180.335;.

(2) Have not within a three-year period preceding this proposal been convicted of or had a civil judgment rendered against them for commission of fraud or a criminal offense in connection with obtaining, attempting to obtain, or performing a public (Federal, State, or local) transaction or contract under a public transaction; violation of Federal or State antitrust statutes or commission of embezzlement, theft, forgery, bribery, falsification or destruction of records, making false statements, or receiving stolen property, 2 CFR 180.800;

(3) Are not presently indicted for or otherwise criminally or civilly charged by a governmental entity (Federal, State or local) with commission of any of the offenses enumerated in paragraph (a)(2) of this certification, 2 CFR 180.700 and 180.800; and

(4) Have not within a three-year period preceding this application/proposal had one or more public transactions (Federal, State or local) terminated for cause or default. 2 CFR 180.335(d).

(5) Are not a corporation that has been convicted of a felony violation under any Federal law within the two-year period preceding this proposal (USDOT Order 4200.6 implementing appropriations act requirements); and

(6) Are not a corporation with any unpaid Federal tax liability that has been assessed, for which all judicial and administrative remedies have been exhausted, or have lapsed, and that is not being paid in a timely manner pursuant to an agreement with the authority responsible for collecting the tax liability (USDOT Order 4200.6 implementing appropriations act requirements).

b. Where the prospective participant is unable to certify to any of the statements in this certification, such prospective participant should attach an explanation to this proposal. 2 CFR 180.335 and 180.340.

3. Instructions for Certification - Lower Tier Participants:

(Applicable to all subcontracts, purchase orders, and other lower tier transactions requiring prior FHWA approval or estimated to cost \$25,000 or more - 2 CFR Parts 180 and 1200). 2 CFR 180.220 and 1200.220.

a. By signing and submitting this proposal, the prospective lower tier participant is providing the certification set out below.

b. The certification in this clause is a material representation of fact upon which reliance was placed when this transaction was entered into. If it is later determined that the prospective lower tier participant knowingly rendered an erroneous certification, in addition to other remedies available to the Federal Government, the department, or agency with which

this transaction originated may pursue available remedies, including suspension and/or debarment.

c. The prospective lower tier participant shall provide immediate written notice to the person to which this proposal is submitted if at any time the prospective lower tier participant learns that its certification was erroneous by reason of changed circumstances. 2 CFR 180.365.

d. The terms "covered transaction," "debarred," "suspended," "ineligible," "participant," "person," "principal," and "voluntarily excluded," as used in this clause, are defined in 2 CFR Parts 180, Subpart I, 180.900 – 180.1020, and 1200. You may contact the person to which this proposal is submitted for assistance in obtaining a copy of those regulations. "First Tier Covered Transactions" refers to any covered transaction between a recipient or subrecipient of Federal funds and a participant (such as the prime or general contract). "Lower Tier Covered Transactions" refers to any covered transaction under a First Tier Covered Transaction (such as subcontracts). "First Tier Participant" refers to the participant who has entered into a covered transaction with a recipient or subrecipient of Federal funds (such as the prime or general contractor). "Lower Tier Participant" refers any participant who has entered into a covered transaction with a First Tier Participant or other Lower Tier Participants (such as subcontractors and suppliers).

e. The prospective lower tier participant agrees by submitting this proposal that, should the proposed covered transaction be entered into, it shall not knowingly enter into any lower tier covered transaction with a person who is debarred, suspended, declared ineligible, or voluntarily excluded from participation in this covered transaction, unless authorized by the department or agency with which this transaction originated. 2 CFR 1200.220 and 1200.332.

f. The prospective lower tier participant further agrees by submitting this proposal that it will include this clause titled "Certification Regarding Debarment, Suspension, Ineligibility and Voluntary Exclusion-Lower Tier Covered Transaction," without modification, in all lower tier covered transactions and in all solicitations for lower tier covered transactions exceeding the \$25,000 threshold. 2 CFR 180.220 and 1200.220.

g. A participant in a covered transaction may rely upon a certification of a prospective participant in a lower tier covered transaction that is not debarred, suspended, ineligible, or voluntarily excluded from the covered transaction, unless it knows that the certification is erroneous. A participant is responsible for ensuring that its principals are not suspended, debarred, or otherwise ineligible to participate in covered transactions. To verify the eligibility of its principals, as well as the eligibility of any lower tier prospective participants, each participant may, but is not required to, check the System for Award Management website (<https://www.sam.gov/>), which is compiled by the General Services Administration. 2 CFR 180.300, 180.320, 180.330, and 180.335.

h. Nothing contained in the foregoing shall be construed to require establishment of a system of records in order to render in good faith the certification required by this clause. The knowledge and information of participant is not required to exceed that which is normally possessed by a prudent person in the ordinary course of business dealings.

i. Except for transactions authorized under paragraph e of these instructions, if a participant in a covered transaction knowingly enters into a lower tier covered transaction with a person who is suspended, debarred, ineligible, or voluntarily

excluded from participation in this transaction, in addition to other remedies available to the Federal Government, the department or agency with which this transaction originated may pursue available remedies, including suspension and/or debarment. 2 CFR 180.325.

* * * * *

4. Certification Regarding Debarment, Suspension, Ineligibility and Voluntary Exclusion--Lower Tier Participants:

a. The prospective lower tier participant certifies, by submission of this proposal, that neither it nor its principals:

(1) is presently debarred, suspended, proposed for debarment, declared ineligible, or voluntarily excluded from participating in covered transactions by any Federal department or agency, 2 CFR 180.355;

(2) is a corporation that has been convicted of a felony violation under any Federal law within the two-year period preceding this proposal (USDOT Order 4200.6 implementing appropriations act requirements); and

(3) is a corporation with any unpaid Federal tax liability that has been assessed, for which all judicial and administrative remedies have been exhausted, or have lapsed, and that is not being paid in a timely manner pursuant to an agreement with the authority responsible for collecting the tax liability. (USDOT Order 4200.6 implementing appropriations act requirements)

b. Where the prospective lower tier participant is unable to certify to any of the statements in this certification, such prospective participant should attach an explanation to this proposal.

* * * * *

XI. CERTIFICATION REGARDING USE OF CONTRACT FUNDS FOR LOBBYING

This provision is applicable to all Federal-aid construction contracts and to all related subcontracts which exceed \$100,000. 49 CFR Part 20, App. A.

1. The prospective participant certifies, by signing and submitting this bid or proposal, to the best of his or her knowledge and belief, that:

a. No Federal appropriated funds have been paid or will be paid, by or on behalf of the undersigned, to any person for influencing or attempting to influence an officer or employee of any Federal agency, a Member of Congress, an officer or employee of Congress, or an employee of a Member of Congress in connection with the awarding of any Federal contract, the making of any Federal grant, the making of any Federal loan, the entering into of any cooperative agreement, and the extension, continuation, renewal, amendment, or modification of any Federal contract, grant, loan, or cooperative agreement.

b. If any funds other than Federal appropriated funds have been paid or will be paid to any person for influencing or attempting to influence an officer or employee of any Federal agency, a Member of Congress, an officer or employee of Congress, or an employee of a Member of Congress in connection with this Federal contract, grant, loan, or

cooperative agreement, the undersigned shall complete and submit Standard Form-LLL, "Disclosure Form to Report Lobbying," in accordance with its instructions.

2. This certification is a material representation of fact upon which reliance was placed when this transaction was made or entered into. Submission of this certification is a prerequisite for making or entering into this transaction imposed by 31 U.S.C. 1352. Any person who fails to file the required certification shall be subject to a civil penalty of not less than \$10,000 and not more than \$100,000 for each such failure.

3. The prospective participant also agrees by submitting its bid or proposal that the participant shall require that the language of this certification be included in all lower tier subcontracts, which exceed \$100,000 and that all such recipients shall certify and disclose accordingly.

XII. USE OF UNITED STATES-FLAG VESSELS:

This provision is applicable to all Federal-aid construction contracts, design-build contracts, subcontracts, lower-tier subcontracts, purchase orders, lease agreements, or any other covered transaction. 46 CFR Part 381.

This requirement applies to material or equipment that is acquired for a specific Federal-aid highway project. 46 CFR 381.7. It is not applicable to goods or materials that come into inventories independent of an FHWA funded-contract.

When oceanic shipments (or shipments across the Great Lakes) are necessary for materials or equipment acquired for a specific Federal-aid construction project, the bidder, proposer, contractor, subcontractor, or vendor agrees:

1. To utilize privately owned United States-flag commercial vessels to ship at least 50 percent of the gross tonnage (computed separately for dry bulk carriers, dry cargo liners, and tankers) involved, whenever shipping any equipment, material, or commodities pursuant to this contract, to the extent such vessels are available at fair and reasonable rates for United States-flag commercial vessels. 46 CFR 381.7.

2. To furnish within 20 days following the date of loading for shipments originating within the United States or within 30 working days following the date of loading for shipments originating outside the United States, a legible copy of a rated, 'on-board' commercial ocean bill-of-lading in English for each shipment of cargo described in paragraph (b)(1) of this section to both the Contracting Officer (through the prime contractor in the case of subcontractor bills-of-lading) and to the Office of Cargo and Commercial Sealift (MAR-620), Maritime Administration, Washington, DC 20590. (MARAD requires copies of the ocean carrier's (master) bills of lading, certified onboard, dated, with rates and charges. These bills of lading may contain business sensitive information and therefore may be submitted directly to MARAD by the Ocean Transportation Intermediary on behalf of the contractor). 46 CFR 381.7.

**ATTACHMENT A - EMPLOYMENT AND MATERIALS
PREFERENCE FOR APPALACHIAN DEVELOPMENT
HIGHWAY SYSTEM OR APPALACHIAN LOCAL ACCESS
ROAD CONTRACTS (23 CFR 633, Subpart B, Appendix B)**

This provision is applicable to all Federal-aid projects funded under the Appalachian Regional Development Act of 1965.

1. During the performance of this contract, the contractor undertaking to do work which is, or reasonably may be, done as on-site work, shall give preference to qualified persons who regularly reside in the labor area as designated by the DOL wherein the contract work is situated, or the subregion, or the Appalachian counties of the State wherein the contract work is situated, except:

a. To the extent that qualified persons regularly residing in the area are not available.

b. For the reasonable needs of the contractor to employ supervisory or specially experienced personnel necessary to assure an efficient execution of the contract work.

c. For the obligation of the contractor to offer employment to present or former employees as the result of a lawful collective bargaining contract, provided that the number of nonresident persons employed under this subparagraph (1c) shall not exceed 20 percent of the total number of employees employed by the contractor on the contract work, except as provided in subparagraph (4) below.

2. The contractor shall place a job order with the State Employment Service indicating (a) the classifications of the laborers, mechanics and other employees required to perform the contract work, (b) the number of employees required in each classification, (c) the date on which the participant estimates such employees will be required, and (d) any other pertinent information required by the State Employment Service to complete the job order form. The job order may be placed with the State Employment Service in writing or by telephone. If during the course of the contract work, the information submitted by the contractor in the original job order is substantially modified, the participant shall promptly notify the State Employment Service.

3. The contractor shall give full consideration to all qualified job applicants referred to him by the State Employment Service. The contractor is not required to grant employment to any job applicants who, in his opinion, are not qualified to perform the classification of work required.

4. If, within one week following the placing of a job order by the contractor with the State Employment Service, the State Employment Service is unable to refer any qualified job applicants to the contractor, or less than the number requested, the State Employment Service will forward a certificate to the contractor indicating the unavailability of applicants. Such certificate shall be made a part of the contractor's permanent project records. Upon receipt of this certificate, the contractor may employ persons who do not normally reside in the labor area to fill positions covered by the certificate, notwithstanding the provisions of subparagraph (1c) above.

5. The provisions of 23 CFR 633.207(e) allow the contracting agency to provide a contractual preference for the use of mineral resource materials native to the Appalachian region.

6. The contractor shall include the provisions of Sections 1 through 4 of this Attachment A in every subcontract for work which is, or reasonably may be, done as on-site work.

NON-DISCRIMINATION PROVISIONS

During the performance of this contract, the contractor, for itself, its assignees, and successors in interest (hereinafter referred to as the "contractor") agrees as follows:

1. Compliance with Regulations: The contractor (hereinafter includes consultants) will comply with the Acts and the Regulations relative to Non-discrimination in Federally-assisted programs of the U.S. Department of Transportation, Federal Highway Administration, as they may be amended from time to time, which are herein incorporated by reference and made a part of this contract.

2. Non-discrimination: The contractor, with regard to the work performed by it during the contract, will not discriminate on the grounds of race, color, or national origin in the selection and retention of subcontractors, including procurements of materials and leases of equipment. The contractor will not participate directly or indirectly in the discrimination prohibited by the Acts and the Regulations, including employment practices when the contract covers any activity, project, or program set forth in Appendix B of 49 CFR Part 21.

3. Solicitations for Subcontracts, Including Procurements of Materials and Equipment: In all solicitations, either by competitive bidding, or negotiation made by the contractor for work to be performed under a subcontract, including procurements of materials, or leases of equipment, each potential subcontractor or supplier will be notified by the contractor of the contractor's obligations under this contract and the Acts and the Regulations relative to Non-discrimination on the grounds of race, color, or national origin.

4. Information and Reports: The contractor will provide all information and reports required by the Acts, the Regulations, and directives issued pursuant thereto and will permit access to its books, records, accounts, other sources of information, and its facilities as may be determined by the Recipient or the Federal Highway Administration to be pertinent to ascertain compliance with such Acts, Regulations, and instructions. Where any information required of a contractor is in the exclusive possession of another who fails or refuses to furnish the information, the contractor will so certify to the Recipient or the Federal Highway Administration, as appropriate, and will set forth what efforts it has made to obtain the information.

5. Sanctions for Noncompliance: In the event of a contractor's noncompliance with the Non-discrimination provisions of this contract, the Recipient will impose such contract sanctions as it or the Federal Highway Administration may determine to be appropriate, including, but not limited to:

- a. Withholding payments to the contractor under the contract until the contractor complies; and/or
- b. Cancelling, terminating, or suspending a contract, in whole or in part.

6. Incorporation of Provisions: The contractor will include the provisions of paragraphs one through six in every subcontract, including procurements of materials and leases of equipment, unless exempt by the Acts, the Regulations and directives issued pursuant thereto. The contractor will take action with respect to any subcontract or procurement as the Recipient or the Federal Highway Administration may direct as a means of enforcing such provisions including sanctions for noncompliance. Provided, that if the contractor becomes involved in, or is threatened with litigation by a subcontractor, or supplier because of such direction, the contractor may request the Recipient to enter into any litigation to protect the interests of the Recipient. In addition, the contractor may request the United States to enter into the litigation to protect the interests of the United States.

During the performance of this contract, the contractor, for itself, its assignees, and successors in interest (hereinafter referred to as the "contractor") agrees to comply with the following non-discrimination statutes and authorities; including but not limited to:

Pertinent Non-Discrimination Authorities:

- Title VI of the Civil Rights Act of 1964 (42 U.S.C. § 2000d et seq., 78 stat. 252), (prohibits discrimination on the basis of race, color, national origin); and 49 CFR Part 21.
- The Uniform Relocation Assistance and Real Property Acquisition Policies Act of 1970, (42 U.S.C. § 4601), (prohibits unfair treatment of persons displaced or whose property has been acquired because of Federal or Federal-aid programs and projects);
- Federal-Aid Highway Act of 1973, (23 U.S.C. § 324 et seq.), (prohibits discrimination on the basis of sex);
- Section 504 of the Rehabilitation Act of 1973, (29 U.S.C. § 794 et seq.), as amended, (prohibits discrimination on the basis of disability); and 49 CFR Part 27;
- The Age Discrimination Act of 1975, as amended, (42 U.S.C. § 6101 et seq.), (prohibits discrimination on the basis of age);
- Airport and Airway Improvement Act of 1982, (49 USC § 471, Section 47123), as amended, (prohibits discrimination based on race, creed, color, national origin, or sex);
- The Civil Rights Restoration Act of 1987, (PL 100-209), (Broadened the scope, coverage and applicability of Title VI of the Civil Rights Act of 1964, The Age Discrimination Act of 1975 and Section 504 of the Rehabilitation Act of 1973, by expanding the definition of the terms "programs or activities" to include all of the programs or activities of the Federal-aid recipients, sub-recipients and contractors, whether such programs or activities are Federally funded or not);
- Titles II and III of the Americans with Disabilities Act, which prohibit discrimination on the basis of disability in the operation of public entities, public and private transportation systems, places of public accommodation, and certain testing entities (42 U.S.C. §§ 12131-12189) as implemented by Department of Transportation regulations at 49 C.F.R. parts 37 and 38;
- The Federal Aviation Administration's Non-discrimination statute (49 U.S.C. § 47123) (prohibits discrimination on the basis of race, color, national origin, and sex);
- Executive Order 12898, Federal Actions to Address Environmental Justice in Minority Populations and Low-Income Populations, which ensures Non-discrimination against minority populations by discouraging programs, policies, and activities with disproportionately high and adverse human health or environmental effects on minority and low-income populations;
- Executive Order 13166, Improving Access to Services for Persons with Limited English Proficiency, and resulting agency guidance, national origin discrimination includes discrimination because of Limited English proficiency (LEP). To ensure compliance with Title VI, you must take reasonable steps to ensure that LEP persons have meaningful access to your programs (70 Fed. Reg. at 74087 to 74100);
- Title IX of the Education Amendments of 1972, as amended, which prohibits you from discriminating because of sex in education programs or activities (20 U.S.C. 1681 et seq).

**NOTICE OF REQUIREMENT FOR AFFIRMATIVE ACTION TO
ENSURE EQUAL EMPLOYMENT OPPORTUNITY
(EXECUTIVE ORDER 11246)**

1. The Offeror's or Bidder's attention is called to the "Employment Practices" and "Equal Opportunity Clause" set forth in the Required Contract Provisions, FHWA 1273.
2. The goals and timetables for minority and female participation expressed in percentage terms for the contractor's aggregate work force in each trade, on all construction work in the covered area, are as follows:

Goals for Minority Participation for Each Trade:

<u>County</u>	<u>%</u>	<u>County</u>	<u>%</u>	<u>County</u>	<u>%</u>
Adams	1.7	Iowa	1.7	Polk	2.2
Ashland	1.2	Iron	1.2	Portage	0.6
Barron	0.6	Jackson	0.6	Price	0.6
Bayfield	1.2	Jefferson	7.0	Racine	8.4
Brown	1.3	Juneau	0.6	Richland	1.7
Buffalo	0.6	Kenosha	3.0	Rock	3.1
Burnett	2.2	Kewaunee	1.0	Rusk	0.6
Calumet	0.9	La Crosse	0.9	St. Croix	2.9
Chippewa	0.5	Lafayette	0.5	Sauk	1.7
Clark	0.6	Langlade	0.6	Sawyer	0.6
Columbia	1.7	Lincoln	0.6	Shawano	1.0
Crawford	0.5	Manitowoc	1.0	Sheboygan	7.0
Dane	2.2	Marathon	0.6	Taylor	0.6
Dodge	7.0	Marinette	1.0	Trempealeau	0.6
Door	1.0	Marquette	1.7	Vernon	0.6
Douglas	1.0	Menominee	1.0	Vilas	0.6
Dunn	0.6	Milwaukee	8.0	Walworth	7.0
Eau Claire	0.5	Monroe	0.6	Washburn	0.6
Florence	1.0	Oconto	1.0	Washington	8.0
Fond du Lac	1.0	Oneida	0.6	Waukesha	8.0
Forest	1.0	Outagamie	0.9	Waupaca	1.0
Grant	0.5	Ozaukee	8.0	Waushara	1.0
Green	1.7	Pepin	0.6	Winnebago	0.9
Green Lake	1.0	Pierce	2.2	Wood	0.6

Goals for female participation for each trade: 6.9%

These goals are applicable to all the contractor's construction work, (whether or not it is federal or federally assisted), performed in the covered area. If the contractor performs construction work in the geographical area located outside of the covered area, it shall apply the goals established for such geographical area where the work is actually performed. With regard to this second area, the contractor also is subject to the goals for both its federally involved and nonfederally involved construction.

The contractor's compliance with the Executive Order and the Regulations in 41 CFR Part 60-4 shall be based on its implementation of the Equal Opportunity Clause, specific affirmative action obligations required by the specifications set forth in 41 CFR 60-4.3(a), and its efforts to meet the goals. The hours of minority and female employment and training must be substantially uniform throughout the length of the contract, and in each trade, and the contractor shall make a good faith effort to employ minorities and women evenly on each of its projects. The transfer of minority or female employees or trainees from contractor to contractor or from project to project for the sole purpose of meeting the contractor's goals shall be a violation of the contract, the Executive Order and the Regulations in 41 CFR Part 60-4. Compliance with the goals will be measured against the total work hours performed.

3. The contractor shall provide written notification to the Director of the Office of Federal Contract Compliance Programs within ten (10) working days of award of any construction subcontract in excess of \$10,000.00 at any tier for construction work under the contract resulting from this solicitation. The notification shall list the name, address and telephone number of the subcontractor, employer identification number of the subcontractor; estimated dollar amount of the subcontract; estimated starting and completion dates of the subcontract; and the geographical area in which the subcontract is to be performed.

As referred to in this section, the Director means:

Director
Office of Federal Contract Compliance Programs
Ruess Federal Plaza
310 W. Wisconsin Ave., Suite 1115
Milwaukee, WI 53202

The "Employer Identification Number" means the Federal Social Security number used on the Employer's Quarterly Federal Tax Return, U.S. Treasury Department Form 941.

4. As used in this notice, and in the contract resulting from solicitation, the "covered area" is the county(ies) in Wisconsin to which this proposal applies.

ADDITIONAL FEDERAL-AID PROVISIONS

NOTICE TO ALL BIDDERS

To report bid rigging activities call:

1-800-424-9071

The U.S. Department of Transportation (DOT) operates the above toll-free "hotline" Monday through Friday, 8:00 a.m. to 5:00 p.m., Eastern Time. Anyone with knowledge of possible bid rigging, bidding collusion, or other fraudulent activities should use the "hotline" to report such activities.

The "hotline" is part of the DOT's continuing effort to identify and investigate highway construction contract fraud and abuse and is operated under the direction of the DOT Inspector General. All information will be treated confidentially and caller anonymity will be respected.

BUY AMERICA PROVISION

Buy America (as documented in M-22-11 from the Office of Management and Budget: <https://www.whitehouse.gov/wp-content/uploads/2022/04/M-22-11.pdf>) shall be domestic products and permanently incorporated in this project as classified in the following three categories, and as noted in the Construction and Materials Manual (CMM):

1. Iron and Steel

All iron and steel manufacturing and coating processes (from smelting forward in the manufacturing process) must have occurred within the United States. Coating includes epoxy coating, galvanizing, painting and any other coating that protects or enhances the value of a material subject to the requirements of Buy America.

The exemption of the iron and steel manufacturing and coating processes Buy America requirement is the minimal use of foreign materials if the total cost of such material permanently incorporated in the product does not exceed one-tenth of one percent (1/10 of 1%) of the total contract cost or \$2,500.00, whichever is greater. For purposes of this paragraph, the cost is that shown to be the value of the subject products as they are delivered to the project.

2. Manufactured Product

All manufactured products (as defined in CMM 228.5) are covered under a previous waiver from 1983, and are currently exempt from Buy America.

3. Construction Material

All construction materials (as defined in OMB M-22-11 and as referenced in CMM 228.5) must comply with Buy America. No exemptions (0.0%) are allowed.

The contractor shall take actions and provide documentation conforming to CMM 228.5 to ensure compliance with this Buy America provision.

<https://wisconsindot.gov/rdwy/cmm/cm-02-28.pdf>

Upon completion of the project, certify to the engineer, in writing using department form DT4567 that all iron and steel, manufactured products, and construction materials conform to this Buy America provision.

Form DT4567 is available at: <https://wisconsindot.gov/Documents/formdocs/dt4567.docx>

Attach a list of iron or steel exemptions and their associated costs to the certification form.

CARGO PREFERENCE ACT REQUIREMENT

All Federal-aid projects shall comply with 46 CFR 381.7 (a) – (b) as follows:

(a) *Agreement Clauses.* “Use of United States-flag vessels:”

(1) Pursuant to Pub. L. 664 (43 U.S.C. 1241(b)) at least 50 percent of any equipment, materials or commodities procured, contracted for or otherwise obtained with funds granted, guaranteed, loaned, or advanced by the U.S. Government under this agreement, and which may be transported by ocean vessel, shall be transported on privately owned United States-flag commercial vessels, if available.

(2) Within 20 days following the date of loading for shipments originating within the United States or within 30 working days following the date of loading for shipments originating outside the United States, a legible copy of a rated, ‘on-board’ commercial ocean bill-of-lading in English for each shipment of cargo described in paragraph (a)(1) of this section shall be furnished to both the Contracting Officer (through the prime contractor in the case of subcontractor bills-of-lading) and to the Division of National Cargo, Office of Market Development, Maritime Administration, Washington, DC 20590.”

(b) *Contractor and Subcontractor Clauses.* “Use of United States-flag vessels: The contractor agrees—”

(1) To utilize privately owned United States-flag commercial vessels to ship at least 50 percent of the gross tonnage (computed separately for dry bulk carriers, dry cargo liners, and tankers) involved, whenever shipping any equipment, material, or commodities pursuant to this contract, to the extent such vessels are available at fair and reasonable rates for United States-flag commercial vessels.

(2) To furnish within 20 days following the date of loading for shipments originating within the United States or within 30 working days following the date of loading for shipments originating outside the United States, a legible copy of a rated, ‘on-board’ commercial ocean bill-of-lading in English for each shipment of cargo described in paragraph (b) (1) of this section to both the Contracting Officer (through the prime contractor in the case of subcontractor bills-of-lading) and to the Division of National Cargo, Office of Market Development, Maritime Administration, Washington, DC 20590.

(3) To insert the substance of the provisions of this clause in all subcontracts issued pursuant to this contract.

**WISCONSIN DEPARTMENT OF TRANSPORTATION
DIVISION OF TRANSPORTATION AND SYSTEM DEVELOPMENT**

**SUPPLEMENTAL REQUIRED CONTRACT PROVISIONS
FOR PROJECTS WITH FEDERAL AID**

I. PREVAILING WAGE RATES

The attached U.S. Department of Labor (Davis-Bacon Minimum Wage Rates) furnishes the minimum prevailing wage rates pursuant to the Davis-Bacon and Related Acts. The wage rates shown are the minimum rates required by the contract to be paid during its life, however this is not a representation that labor can be obtained at these rates. It is the responsibility of bidders to inform themselves as to the local labor conditions and prospective changes or adjustments of wage rates. No increase in the contract price will be allowed or authorized on account of the payment of wage rates in excess of those listed herein.

II. COVERAGE OF TRUCK DRIVERS

Truck drivers are covered by Davis-Bacon Minimum Wage Rates in the following circumstances:

- Drivers of a contractor or subcontractor for time spent working on the site of the work.
- Drivers of a contractor or subcontractor for time spent loading and/or unloading materials and supplies on the site of the work, if such time is not de minimis.
https://www.dol.gov/whd/FOH/FOH_Ch15.pdf
- Truck drivers transporting materials or supplies between a facility that is deemed part of the site of the work and the actual construction site.
- Truck drivers transporting portions of the building or work between a site established specifically for the performance of the contract where a significant portion of such building or work is constructed and the physical place where the building or work called for in the contract will remain.

Truck drivers are not covered by Davis-Bacon Minimum Wage Rates in the following circumstances:

- Material delivery truck drivers while off the site of the work.
- Drivers of a contractor or subcontractor traveling between a Davis-Bacon job and a commercial supply facility while they are off the site of the work.”
- Truck drivers whose time spent on the site of the work is de minimis, such as only a few minutes at a time merely to pick up or drop off materials or supplies.

Details are available online at:

<https://www.dol.gov/whd/recovery/pwrb/Tab9.pdf>

<https://wisconsindot.gov/Pages/doing-bus/civil-rights/labornwage/trckng.aspx>

III. POSTINGS AT THE SITE OF THE WORK

In addition to the required postings furnished by the department, the contractor shall post the following in at least one conspicuous and accessible place at the site of work:

- a. A copy of the contractor's Equal Employment Opportunity Policy.

All required documents shall be posted by the first day of work and be accurate and complete. Postings must be readable, in an area where they will be noticed, and maintained until the last day of work.

IV. RESOURCES

Required information regarding compliance with federal provisions is found in the following resources:

- FHWA-1273 included in this contract
- U.S. Department of Labor Prevailing Wage Resource Book
- U.S. Department of Labor Field Operations Handbook
- U.S. Code of Federal Regulations
- Any applicable law, Act, or Executive Order enacted by the federal government at the time of the letting of this contract

Superseded General Decision Number: WI20220010

State: Wisconsin

Construction Type: Highway

Counties: Wisconsin Statewide.

HIGHWAY, AIRPORT RUNWAY & TAXIWAY CONSTRUCTION PROJECTS (does not include bridges over navigable waters; tunnels; buildings in highway rest areas; and railroad construction)

Note: Contracts subject to the Davis-Bacon Act are generally required to pay at least the applicable minimum wage rate required under Executive Order 14026 or Executive Order 13658. Please note that these Executive Orders apply to covered contracts entered into by the federal government that are subject to the Davis-Bacon Act itself, but do not apply to contracts subject only to the Davis-Bacon Related Acts, including those set forth at 29 CFR 5.1(a)(2)-(60).

If the contract is entered into on or after January 30, 2022, or the contract is renewed or extended (e.g., an option is exercised) on or after January 30, 2022:	. Executive Order 14026 generally applies to the contract. . The contractor must pay all covered workers at least \$16.20 per hour (or the applicable wage rate listed on this wage determination, if it is higher) for all hours spent performing on the contract in 2023.
If the contract was awarded on or between January 1, 2015 and January 29, 2022, and the contract is not renewed or extended on or after January 30, 2022:	. Executive Order 13658 generally applies to the contract. . The contractor must pay all covered workers at least \$12.15 per hour (or the applicable wage rate listed on this wage determination, if it is higher) for all hours spent performing on that contract in 2023.

The applicable Executive Order minimum wage rate will be adjusted annually. If this contract is covered by one of the Executive Orders and a classification considered necessary for performance of work on the contract does not appear on this wage determination, the contractor must still submit a conformance request.

Additional information on contractor requirements and worker protections under the Executive Orders is available at <http://www.dol.gov/whd/govcontracts>.

1	01/13/2023
2	01/20/2023
3	03/31/2023
4	04/07/2023
5	05/26/2023
6	06/02/2023
7	06/16/2023
8	06/23/2023
9	07/07/2023
10	07/14/2023
11	07/28/2023
12	08/18/2023
13	09/01/2023
14	09/08/2023

BRWI0001-002 06/01/2022

CRAWFORD, JACKSON, JUNEAU, LA CROSSE, MONROE, TREMPPEALEAU, AND VERNON COUNTIES

	Rates	Fringes
BRICKLAYER.....	\$ 37.96	25.13

BRWI0002-002 06/01/2022

ASHLAND, BAYFIELD, DOUGLAS, AND IRON COUNTIES

	Rates	Fringes
BRICKLAYER.....	\$ 45.87	23.91

BRWI0002-005 06/01/2022

ADAMS, ASHLAND, BARRON, BROWN, BURNETT, CALUMET, CHIPPEWA, CLARK, COLUMBIA, DODGE, DOOR, DUNN, FLORENCE, FOND DU LAC, FOREST, GREEN LAKE, IRON, JEFFERSON, KEWAUNEE, LANGLADE, LINCOLN, MANITOWOC, MARATHON, MARINETTE, MARQUETTE, MENOMINEE, OCONTO, ONEIDA, OUTAGAMIE, POLK, PORTAGE, RUSK, ST CROIX, SAUK, SHAWANO, SHEBOYGAN, TAYLOR, VILAS, WALWORTH, WAUPACA, WAUSHARA, WINNEBAGO, AND WOOD COUNTIES

	Rates	Fringes
CEMENT MASON/CONCRETE FINISHER...	\$ 38.81	23.94

BRWI0003-002 06/01/2021

BROWN, DOOR, FLORENCE, KEWAUNEE, MARINETTE, AND OCONTO COUNTIES

	Rates	Fringes
BRICKLAYER.....	\$ 37.03	24.95

BRWI0004-002 06/01/2022

KENOSHA, RACINE, AND WALWORTH COUNTIES

	Rates	Fringes
BRICKLAYER.....	\$ 42.53	26.01

BRWI0006-002 06/01/2022

ADAMS, CLARK, FOREST, LANGLADE, LINCOLN, MARATHON, MENOMINEE,
ONEIDA, PORTAGE, PRICE, TAYLOR, VILAS AND WOOD COUNTIES

	Rates	Fringes
BRICKLAYER.....	\$ 38.26	24.83

BRWI0007-002 06/01/2022		

GREEN, LAFAYETTE, AND ROCK COUNTIES

	Rates	Fringes
BRICKLAYER.....	\$ 39.26	25.52

BRWI0008-002 06/01/2022		

MILWAUKEE, OZAUKEE, WASHINGTON, AND WAUKESHA COUNTIES

	Rates	Fringes
BRICKLAYER.....	\$ 44.08	24.42

BRWI0011-002 06/01/2022		

CALUMET, FOND DU LAC, MANITOWOC, AND SHEBOYGAN COUNTIES

	Rates	Fringes
BRICKLAYER.....	\$ 38.00	25.09

BRWI0019-002 06/01/2022		

BARRON, BUFFALO, BURNETT, CHIPPEWA, DUNN, EAU CLAIRE, PEPIN,
PIERCE, POLK, RUSK, ST. CROIX, SAWYER AND WASHBURN COUNTIES

	Rates	Fringes
BRICKLAYER.....	\$ 37.36	25.73

BRWI0034-002 06/01/2022		

COLUMBIA AND SAUK COUNTIES

	Rates	Fringes
BRICKLAYER.....	\$ 39.56	25.22

CARP0068-011 05/02/2022		

BURNETT (W. of Hwy 48), PIERCE (W. of Hwy 29), POLK (W. of Hwys
35, 48 & 65), AND ST. CROIX (W. of Hwy 65) COUNTIES

	Rates	Fringes
Carpenter & Piledrivermen.....	\$ 41.19	27.05

CARP0264-003 06/01/2016		

KENOSHA, MILWAUKEE, OZAUKEE, RACINE, WAUKESHA, AND WASHINGTON
COUNTIES

	Rates	Fringes
CARPENTER.....	\$ 35.78	22.11

CARP0310-002 06/05/2022

Ashland, Bayfield, Forest, Iron, Langlade, Lincoln, Marathon,
Oneida, Shawano, Taylor and Vilas

	Rates	Fringes
CARPENTER.....	\$ 36.80	26.12
Piledriver.....	\$ 37.37	25.96

CARP0314-001 06/05/2022

Columbia, Dane, Dodge, Grant, Green, Iowa, Jefferson,
Lafayette, Richland, Rock, Sauk and Walworth

	Rates	Fringes
CARPENTER.....	\$ 36.80	26.12
Piledriver.....	\$ 37.37	25.96

CARP0361-004 05/01/2018

BAYFIELD (West of Hwy 63) AND DOUGLAS COUNTIES

	Rates	Fringes
CARPENTER.....	\$ 36.15	20.43

CARP0731-002 06/05/2022

Calumet (Eastern portion of the County), Fond Du Lac, Manitowoc
and Sheboygan

	Rates	Fringes
CARPENTER.....	\$ 36.80	26.12
Piledriver.....	\$ 37.37	25.96

CARP0804-001 06/05/2022

Adams, Juneau, Portage and Wood

	Rates	Fringes
CARPENTER.....	\$ 36.80	26.12
Piledriver.....	\$ 37.37	25.96

CARP0955-002 06/01/2022

Calumet (western portion of County), Fond Du Lac, Green Lake,
Marquette, Outagamie and Winnebago

	Rates	Fringes
CARPENTER.....	\$ 36.80	26.12

PILEDRIVER.....\$ 37.37 25.96

CARP1056-002 06/05/2022

Rates Fringes

MILLWRIGHT.....\$ 38.00 26.78

CARP1074-002 06/01/2022

Barron, Burnett, Chippewa, Clark, Dunn, Eau Claire, Pepin,
Pierce, Polk, Rusk, Sawyer, St. Croix and Washburn

Rates Fringes

CARPENTER.....\$ 36.80 26.12
PILEDRIVER.....\$ 37.37 25.96

CARP1143-002 06/01/2022

BUFFALO, CRAWFORD, JACKSON, LA CROSSE, MONROE, TREMPLEAU AND
VERNON COUNTIES

Rates Fringes

CARPENTER.....\$ 36.80 26.12
PILEDRIVER.....\$ 37.37 25.96

CARP1146-002 06/01/2022

Brown, Door, Florence, Kewaunee, Marinette, Menominee and
Shawano

Rates Fringes

CARPENTER.....\$ 36.80 26.12
PILEDRIVER.....\$ 37.37 25.96

CARP2337-001 06/01/2016

ZONE A: MILWAUKEE, OZAUKEE, WAUKESHA AND WASHINGTON

ZONE B: KENOSHA & RACINE

Rates Fringes

PILEDRIVERMAN
Zone A.....\$ 31.03 22.69
Zone B.....\$ 31.03 22.69

ELEC0014-002 12/25/2022

ASHLAND, BARRON, BAYFIELD, BUFFALO, BURNETT, CHIPPEWA, CLARK
(except Maryville, Colby, Unity, Sherman, Fremont, Lynn &
Sherwood), CRAWFORD, DUNN, EAU CLAIRE, GRANT, IRON, JACKSON, LA
CROSSE, MONROE, PEPIN, PIERCE, POLK, PRICE, RICHLAND, RUSK, ST
CROIX, SAWYER, TAYLOR, TREMPLEAU, VERNON, AND WASHBURN
COUNTIES

Rates Fringes

Electricians:.....\$ 39.25 22.34

ELEC0014-007 05/29/2022

REMAINING COUNTIES

Rates Fringes

Teledata System Installer
Installer/Technician.....\$ 29.63 3%+16.18

Low voltage construction, installation, maintenance and removal of teledata facilities (voice, data, and video) including outside plant, telephone and data inside wire, interconnect, terminal equipment, central offices, PABX, fiber optic cable and equipment, micro waves, V-SAT, bypass, CATV, WAN (wide area networks), LAN (local area networks), and ISDN (integrated systems digital network).

* ELEC0127-002 06/01/2023

KENOSHA COUNTY

Rates Fringes

Electricians:.....\$ 46.05 30%+13.15

ELEC0158-002 05/30/2021

BROWN, DOOR, KEWAUNEE, MANITOWOC (except Schleswig), MARINETTE(Wausaukee and area South thereof), OCONTO, MENOMINEE (East of a line 6 miles West of the West boundary of Oconto County), SHAWANO (Except Area North of Townships of Aniwa and Hutchins) COUNTIES

Rates Fringes

ELECTRICIAN.....\$ 36.14 29.75%+10.26

ELEC0159-003 05/30/2021

COLUMBIA, DANE, DODGE (Area West of Hwy 26, except Chester and Emmet Townships), GREEN, LAKE (except Townships of Berlin, Seneca, and St. Marie), IOWA, MARQUETTE (except Townships of Neshkoka, Crystal Lake, Newton, and Springfield), and SAUK COUNTIES

Rates Fringes

ELECTRICIAN.....\$ 43.38 23.13

ELEC0219-004 06/01/2019

FLORENCE COUNTY (Townships of Aurora, Commonwealth, Fern, Florence and Homestead) AND MARINETTE COUNTY (Township of Niagara)

Rates Fringes

Electricians:

Electrical contracts over \$180,000.....	\$ 33.94	21.80
Electrical contracts under \$180,000.....	\$ 31.75	21.73

ELEC0242-005 05/30/2021

DOUGLAS COUNTY

	Rates	Fringes
Electricians:.....	\$ 41.37	69.25%

ELEC0388-002 05/30/2021

ADAMS, CLARK (Colby, Freemont, Lynn, Mayville, Sherman, Sherwood, Unity), FOREST, JUNEAU, LANGLADE, LINCOLN, MARATHON, MARINETTE (Beecher, Dunbar, Goodman & Pembine), MENOMINEE (Area West of a line 6 miles West of the West boundary of Oconto County), ONEIDA, PORTAGE, SHAWANO (Aniwa and Hutchins), VILAS AND WOOD COUNTIES

	Rates	Fringes
Electricians:.....	\$ 36.22	26%+11.24

ELEC0430-002 06/01/2023

RACINE COUNTY (Except Burlington Township)

	Rates	Fringes
Electricians:.....	\$ 46.70	25.02

ELEC0494-005 06/01/2022

MILWAUKEE, OZAUKEE, WASHINGTON, AND WAUKESHA COUNTIES

	Rates	Fringes
Electricians:.....	\$ 46.38	25.86

ELEC0494-006 06/01/2021

CALUMET (Township of New Holstein), DODGE (East of Hwy 26 including Chester Township), FOND DU LAC, MANITOWOC (Schleswig), and SHEBOYGAN COUNTIES

	Rates	Fringes
Electricians:.....	\$ 37.91	22.74

ELEC0494-013 05/29/2022

DODGE (East of Hwy 26 including Chester Twp, excluding Emmet Twp), FOND DU LAC (Except Waupun), MILWAUKEE, OZAUKEE, MANITOWOC (Schleswig), WASHINGTON, AND WAUKESHA COUNTIES

	Rates	Fringes
Sound & Communications Installer.....	\$ 22.39	18.80

Technician.....\$ 33.19 21.12

Installation, testing, maintenance, operation and servicing of all sound, intercom, telephone interconnect, closed circuit TV systems, radio systems, background music systems, language laboratories, electronic carillon, antenna distribution systems, clock and program systems and low-voltage systems such as visual nurse call, audio/visual nurse call systems, doctors entrance register systems. Includes all wire and cable carrying audio, visual, data, light and radio frequency signals. Includes the installation of conduit, wiremold, or raceways in existing structures that have been occupied for six months or more where required for the protection of the wire or cable, but does not mean a complete conduit or raceway system. work covered does not include the installation of conduit, wiremold or any raceways in any new construction, or the installation of power supply outlets by means of which external electric power is supplied to any of the foregoing equipment or products

ELEC0577-003 06/01/2022

CALUMET (except Township of New Holstein), GREEN LAKE (N. part including Townships of Berlin, St Marie, and Seneca), MARQUETTE (N. part including Townships of Crystal Lake, Neshkoro, Newton, and Springfield), OUTAGAMIE, WAUPACA, WAUSHARA, AND WINNEBAGO COUNTIES

	Rates	Fringes
Electricians:.....	\$ 37.41	29.50%+10.00

ELEC0890-003 06/01/2022

DODGE (Emmet Township only), GREEN, JEFFERSON, LAFAYETTE, RACINE (Burlington Township), ROCK AND WALWORTH COUNTIES

	Rates	Fringes
Electricians:.....	\$ 40.70	25.95%+11.26

ELEC0953-001 06/02/2019

	Rates	Fringes
Line Construction:		
(1) Lineman.....	\$ 47.53	21.43
(2) Heavy Equipment Operator.....	\$ 42.78	19.80
(3) Equipment Operator.....	\$ 38.02	18.40
(4) Heavy Groundman Driver..	\$ 33.27	16.88
(5) Light Groundman Driver..	\$ 30.89	16.11
(6) Groundsman.....	\$ 26.14	14.60

ENGI0139-005 06/01/2023

	Rates	Fringes
Power Equipment Operator		
Group 1.....	\$ 43.77	27.40
Group 2.....	\$ 43.27	27.40

Group 3.....	\$ 42.77	27.40
Group 4.....	\$ 42.51	27.40
Group 5.....	\$ 42.22	27.40
Group 6.....	\$ 36.32	27.40

HAZARDOUS WASTE PREMIUMS:

EPA Level "A" protection - \$3.00 per hour
 EPA Level "B" protection - \$2.00 per hour
 EPA Level "C" protection - \$1.00 per hour

POWER EQUIPMENT OPERATORS CLASSIFICATIONS

GROUP 1: Cranes, tower cranes, and derricks with or without attachments with a lifting capacity of over 100 tons; or cranes, tower cranes, and derricks with boom, leads and/or jib lengths measuring 176 feet or longer.

GROUP 2: Cranes, tower cranes and derricks with or without attachments with a lifting capacity of 100 tons or less; or cranes, tower cranes, and derricks with boom, leads, and/or jibs lengths measuring 175 feet or under and Backhoes (excavators) weighing 130,000 lbs and over; caisson rigs; pile driver; dredge operator; dredge engineer; Boat Pilot.

GROUP 3: Mechanic or welder - Heavy duty equipment; cranes with a lifting capacity of 25 tons or under; concrete breaker (manual or remote); vibratory/sonic concrete breaker; concrete laser screed; concrete slipform paver; concrete batch plant operator; concrete pvt. spreader - heavy duty (rubber tired); concrete spreader & distributor; automatic subgrader (concrete); concrete grinder & planing machine; concrete slipform curb & gutter machine; slipform concrete placer; tube finisher; hydro blaster (10,000 psi & over); bridge paver; concrete conveyor system; concrete pump; Rotec type Conveyor; stabilizing mixer (self-propelled); shoulder widener; asphalt plant engineer; bituminous paver; bump cutter & grooving machine; milling machine; screed (bituminous paver); asphalt heater, planer & scarifier; Backhoes (excavators) weighing under 130,000 lbs; grader or motor patrol; tractor (scraper, dozer, pusher, loader); scraper - rubber tired (single or twin engine); endloader; hydraulic backhoe (tractor type); trenching machine; skid rigs; tractor, side boom (heavy); drilling or boring machine (mechanical heavy); roller over 5 tons; percussion or rotary drilling machine; air track; blaster; loading machine (conveyor); tugger; boatmen; winches & A-frames; post driver; material hoist.

GROUP 4: Greaser, roller steel (5 tons or less); roller (pneumatic tired) - self propelled; tractor (mounted or towed compactors & light equipment); shouldering machine; self-propelled chip spreader; concrete spreader; finishing machine; mechanical float; curing machine; power subgrader; joint sawer (multiple blade) belting machine; burlap machine; texturing machine; tractor endloader (rubber tired) - light; jeep digger; forklift; mulcher; launch operator; fireman, environmental burner

GROUP 5: Air compressor; power pack; vibrator hammer and extractor; heavy equipment, leadman; tank car heaters; stump chipper; curb machine operator; Concrete proportioning plants; generators; mudjack operator; rock breaker; crusher or screening plant; screed (milling machine); automatic belt conveyor and surge bin; pug mill operator; Oiler, pump (over 3 inches); Drilling Machine

Tender, day light machine

GROUP 6: Off-road material hauler with or without ejector.

IRON0008-002 06/01/2023

BROWN, CALUMET, DOOR, FOND DU LAC, KEWAUNEE, MANITOWOC,
MARINETTE, OCONTO, OUTAGAMI, SHAWANO, SHEBOYGAN, AND WINNEBAGO
COUNTIES:

	Rates	Fringes
IRONWORKER.....	\$ 43.40	30.67

Paid Holidays: New Year's Day, Memorial Day, July 4th, Labor
Day, Thanksgiving Day & Christmas Day.

IRON0008-003 06/01/2023

KENOSHA, MILWAUKEE, OZAUKEE, RACINE, WALWORTH (N.E. 2/3),
WASHINGTON, AND WAUKESHA COUNTIES

	Rates	Fringes
IRONWORKER.....	\$ 41.73	30.67

Paid Holidays: New Year's Day, Memorial Day, July 4th, Labor
Day, Thanksgiving Day & Christmas Day.

IRON0383-001 06/01/2023

ADAMS, COLUMBIA, CRAWFORD, DANE, DODGE, FLORENCE, FOREST,
GRANT, GREENE, (Excluding S.E. tip), GREEN LAKE, IOWA,
JEFFERSON, JUNEAU, LA CROSSE, LAFAYETTE, LANGLADE, MARATHON,
MARQUETTE, MENOMINEE, MONROE, PORTAGE, RICHLAND, ROCK (Northern
area, vicinity of Edgerton and Milton), SAUK, VERNON, WAUPACA,
WAUSHARA, AND WOOD COUNTIES

	Rates	Fringes
IRONWORKER.....	\$ 41.00	30.13

IRON0498-005 06/01/2021

GREEN (S.E. 1/3), ROCK (South of Edgerton and Milton), and
WALWORTH (S.W. 1/3) COUNTIES:

	Rates	Fringes
IRONWORKER.....	\$ 41.37	44.41

IRON0512-008 05/01/2022

BARRON, BUFFALO, CHIPPEWA, CLARK, DUNN, EAU CLAIRE, JACKSON,
PEPIN, PIERCE, POLK, RUSK, ST CROIX, TAYLOR, AND TREMPLEAU
COUNTIES

	Rates	Fringes
IRONWORKER.....	\$ 41.00	33.11

IRON0512-021 05/01/2022

ASHLAND, BAYFIELD, BURNETT, DOUGLAS, IRON, LINCOLN, ONEIDA,
PRICE, SAWYER, VILAS AND WASHBURN COUNTIES

	Rates	Fringes
IRONWORKER.....	\$ 36.94	33.11

LAB00113-002 06/01/2023

MILWAUKEE AND WAUKESHA COUNTIES

	Rates	Fringes
LABORER		
Group 1.....	\$ 33.56	23.86
Group 2.....	\$ 33.71	23.86
Group 3.....	\$ 33.91	23.86
Group 4.....	\$ 34.06	23.86
Group 5.....	\$ 34.21	23.86
Group 6.....	\$ 30.05	23.86

LABORERS CLASSIFICATIONS

GROUP 1: General Laborer; Tree Trimmer; Conduit Layer; Demolition and Wrecking Laborer; Guard Rail, Fence, and Bridge Builder; Landscaper; Multiplate Culvert Assembler; Stone Handler; Bituminous Worker (Shoveler, Loader, and Utility Man); Batch Truck Dumper or Cement Handler; Bituminous Worker (Dumper, Ironer, Smoother, and Tamper); Concrete Handler

GROUP 2: Air Tool Operator; Joint Sawyer and Filler (Pavement); Vibrator or Tamper Operator (Mechanical Hand Operated); Chain Saw Operator; Demolition Burning Torch Laborer

GROUP 3: Bituminous Worker (Raker and Luteman); Formsetter (Curb, Sidewalk, and Pavement); Strike Off Man

GROUP 4: Line and Grade Specialist

GROUP 5: Blaster and Powderman

GROUP 6: Flagperson; traffic control person

LAB00113-003 06/01/2023

OZAUKEE AND WASHINGTON COUNTIES

	Rates	Fringes
LABORER		
Group 1.....	\$ 32.81	23.86
Group 2.....	\$ 32.91	23.86
Group 3.....	\$ 32.96	23.86
Group 4.....	\$ 33.16	23.86
Group 5.....	\$ 33.01	23.86

Group 6.....\$ 29.90 23.86

LABORERS CLASSIFICATIONS

GROUP 1: General Laborer; Tree Trimmer; Conduit Layer; Demolition and Wrecking Laborer; Guard Rail, Fence, and Bridge Builder; Landscaper; Multiplate Culvert Assembler; Stone Handler; Bituminous Worker (Shoveler, Loader, and Utility Man); Batch Truck Dumper or Cement Handler; Bituminous Worker (Dumper, Ironer, Smoother, and Tamper); Concrete Handler

GROUP 2: Air Tool Operator; Joint Sawyer and Filler (Pavement); Vibrator or Tamper Operator (Mechanical Hand Operated);

GROUP 3: Bituminous Worker (Raker and Luteman); Formsetter (Curb, Sidewalk, and Pavement); Strike Off Man

GROUP 4: Line and Grade Specialist

GROUP 5: Blaster; powderman

GROUP 6: Flagperson and Traffic Control Person

LAB00113-011 06/01/2023

KENOSHA AND RACINE COUNTIES

	Rates	Fringes
LABORER		
Group 1.....	\$ 32.62	23.86
Group 2.....	\$ 32.77	23.86
Group 3.....	\$ 32.97	23.86
Group 4.....	\$ 32.94	23.86
Group 5.....	\$ 33.27	23.86
Group 6.....	\$ 29.76	23.86

LABORERS CLASSIFICATIONS:

GROUP 1: General laborer; Tree Trimmer; Conduit Layer; Demolition and Wrecking Laborer; Guard Rail, Fence, and Bridge Builder; Landscaper; Multiplate Culvert Assembler; Stone Handler; Bituminous Worker (Shoveler, Loader, and Utility Man); Batch Truck Dumper or Cement Handler; Bituminous worker (Dumper, Ironer, Smoother, and Tamper); Concrete Handler

GROUP 2: Air Tool Operator; Joint Sawyer and Filler (Pavement); Vibrator or Tamper Operator (Mechanical Hand Operated); Chain Saw Operator; Demolition Burning Torch Laborer

GROUP 3: Bituminous Worker (Raker and Luteman); Formsetter (Curb, Sidewalk, and Pavement); Strike Off Man

GROUP 4: Line and Grade Specialist

GROUP 5: Blaster and Powderman

GROUP 6: Flagman; traffic control person

LAB00140-002 06/01/2023

ADAMS, ASHLAND, BARRON, BAYFIELD, BROWN, BUFFALO, BURNETT, CALUMET, CHIPPEWA, CLARK, COLUMBIA, CRAWFORD, DODGE, DOOR, DOUGLAS, DUNN, EAU CLAIRE, FLORENCE, FOND DU LAC, FOREST, GRANT, GREEN, GREEN LAKE, IRON, JACKSON, JUNEAU, IOWA, JEFFERSON, KEWAUNEE, LA CROSSE, LAFAYETTE, LANGLADE, LINCOLN, MANITOWOC, MARATHON, MARINETTE, MARQUETTE, MENOMINEE, MONROE, OCONTO, ONEIDA, OUTAGAMIE, PEPIN, PIERCE, POLK, PORTAGE, PRICE, RICHLAND, ROCK, RUSK, SAUK, SAWYER, SHAWANO, SHEBOYGAN, ST. CROIX, TAYLOR, TREMPLEAU, VERNON, VILLAS, WALWORTH, WASHBURN, WAUPACA, WAUSHARA, WINNEBAGO, AND WOOD COUNTIES

	Rates	Fringes
LABORER		
Group 1.....	\$ 37.57	19.25
Group 2.....	\$ 37.67	19.25
Group 3.....	\$ 37.72	19.25
Group 4.....	\$ 37.92	19.25
Group 5.....	\$ 37.77	19.25
Group 6.....	\$ 34.20	19.25

LABORER CLASSIFICATIONS

GROUP 1: General Laborer; Tree Trimmer; Conduit Layer; Demolition and Wrecking Laborer; Guard Rail, Fence, and Bridge Builder; Landscaper; Multiplate Culvert Assembler; Stone Handler; Bituminous Worker (Shoveler, Loader, and Utility Man); Batch Truck Dumper or Cement Handler; Bituminous Worker (Dumper, Ironer, Smoother and Tamper); Concrete Handler

GROUP 2: Air Tool Operator; Joint Sawyer and Filler (Pavement); Vibrator or Tamper Operator (Mechanical Hand Operated); Chain Saw Operator, Demolition Burning Torch Laborer

GROUP 3: Bituminous Worker (Raker and Luteman); Formsetter (Curb, Sidewalk and Pavement); Strike Off Man

GROUP 4: Line and Grade Specialist

GROUP 5: Blaster; powderman

GROUP 6: Flagperson; Traffic Control

LAB00464-003 06/01/2023

DANE COUNTY

	Rates	Fringes
LABORER		
Group 1.....	\$ 37.85	19.25
Group 2.....	\$ 37.95	19.25
Group 3.....	\$ 38.00	19.25
Group 4.....	\$ 38.20	19.25
Group 5.....	\$ 38.05	19.25
Group 6.....	\$ 34.20	19.25

LABORERS CLASSIFICATIONS:

GROUP 1: General Laborer; Tree Trimmer; Conduit Layer; Demolition and Wrecking Laborer; Guard Rail, Fence, and Bridge Builder; Landscaper; Multiplate Culvert Assembler; Stone Handler; Bituminous Worker (Shoveler, Loader, and Utility Man); Batch Truck Dumper or Cement Handler; Bituminous Worker (Dumper, Ironer, Smoother, and Tamper); Concrete Handler

GROUP 2: Air Tool Operator; Joint Sawyer and Filler (Pavement); Vibrator or Tamper Operator (Mechanical Hand Operated); Chain Saw Operator; Demolition Burning Torch Laborer

GROUP 3: Bituminous Worker (Raker and Luteman); Formsetter (Curb, Sidewalk, and Pavement); Strike Off Man

GROUP 4: Line and Grade Specialist

GROUP 5: Blaster; Powderman

GROUP 6: Flagperson and Traffic Control Person

PAIN0106-008 05/01/2023

ASHLAND, BAYFIELD, BURNETT, AND DOUGLAS COUNTIES

	Rates	Fringes
Painters:		
New:		
Brush, Roller.....	\$ 34.59	24.84
Spray, Sandblast, Steel....	\$ 35.19	24.84
Repaint:		
Brush, Roller.....	\$ 33.09	24.84
Spray, Sandblast, Steel....	\$ 33.69	24.84

PAIN0108-002 06/01/2023

RACINE COUNTY

	Rates	Fringes
Painters:		
Brush, Roller.....	\$ 41.04	21.95
Spray & Sandblast.....	\$ 42.04	21.95

PAIN0259-002 05/01/2008

BARRON, CHIPPEWA, DUNN, EAU CLAIRE, PEPIN, PIERCE, POLK, RUSK, SAWYER, ST. CROIX, AND WASHBURN COUNTIES

	Rates	Fringes
PAINTER.....	\$ 24.11	12.15

PAIN0259-004 05/01/2015

BUFFALO, CRAWFORD, JACKSON, LA CROSSE, MONROE, TREMPLEAU, AND VERNON COUNTIES

	Rates	Fringes
--	-------	---------

PAINTER.....\$ 22.03 12.45

PAIN0781-002 06/01/2023

JEFFERSON, MILWAUKEE, OZAUKEE, WASHINGTON, AND WAUKESHA COUNTIES

Rates Fringes

Painters:

Bridge.....\$ 39.84 24.86
Brush.....\$ 39.09 24.86
Spray & Sandblast.....\$ 39.84 24.86

PAIN0802-002 06/01/2023

COLUMBIA, DANE, DODGE, GRANT, GREEN, IOWA, LAFAYETTE, RICHLAND,
ROCK, AND SAUK COUNTIES

Rates Fringes

PAINTER

Brush.....\$ 35.00 20.62

PREMIUM PAY:

Structural Steel, Spray, Bridges = \$1.00 additional per
hour.

PAIN0802-003 06/01/2023

ADAMS, BROWN, CALUMET, CLARK, DOOR, FOND DU LAC, FOREST, GREEN
LAKE, IRON, JUNEAU, KEWAUNEE, LANGLADE, LINCOLN, MANITOWOC,
MARATHON, MARINETTE, MARQUETTE, MENOMINEE, OCONTO, ONEIDA,
OUTAGAMIE, PORTAGE, PRICE, SHAWANO, SHEBOYGAN, TAYLOR, VILAS,
WAUSHARA, WAUPACA, WINNEBAGO, AND WOOD COUNTIES

Rates Fringes

PAINTER.....\$ 35.00 20.62

PAIN0934-001 06/01/2022

KENOSHA AND WALWORTH COUNTIES

Rates Fringes

Painters:

Brush.....\$ 36.70 24.69
Spray.....\$ 37.70 24.69
Structural Steel.....\$ 36.85 24.69

PAIN1011-002 06/06/2021

FLORENCE COUNTY

Rates Fringes

Painters:.....\$ 26.71 14.38

PLAS0599-002 06/01/2023

Rates Fringes

CEMENT MASON/CONCRETE FINISHER

Area A.....	\$ 45.17	27.27
Area B.....	\$ 39.97	25.02
Area C.....	\$ 40.40	25.25
Area D.....	\$ 41.16	24.49
Area E.....	\$ 40.50	25.14
Area F.....	\$ 36.98	28.67

AREA DESCRIPTIONS

AREA A: ASHLAND, BURNETT, BAYFIELD, DOUGLAS, IRON, PRICE, SAWYER, AND WASHBURN COUNTIES

AREA B: ADAMS, BARRON, BROWN, CALUMET, CHIPPEWA, CLARK, COLUMBIA, DODGE, DOOR, DUNN, FLORENCE, FOND DU LAC, FOREST, GREEN LAKE, JEFFERSON, KEWAUNEE, LANGLADE, LINCOLN, MANITOWOC, MARATHON, MARINETTE, MARQUETTE, MENOMINEE, OCONTO, ONEIDA, OUTAGAMIE, POLK, PORTAGE, RUSK, ST. CROIX, SAUK, SHAWANO, SHEBOYGAN, TAYLOR, VILAS, WALWORTH, WAUPACA, WAUSHARA, WINNEBAGO, AND WOOD COUNTIES

AREA C: BUFFALO, CRAWFORD, EAU CLAIRE, JACKSON, JUNEAU, LA CROSSE, MONROE, PEPIN, PIERCE, RICHLAND, TREMPLEAU, AND VERNON COUNTIES

AREA D: MILWAUKEE, OZAUKEE, WASHINGTON, AND WAUKESHA COUNTIES

AREA E: DANE, GRANT, GREEN, IOWA, LAFAYETTE, AND ROCK COUNTIES

AREA F: KENOSHA AND RACINE COUNTIES

 TEAM0039-001 06/01/2023

	Rates	Fringes
TRUCK DRIVER		
1 & 2 Axles.....	\$ 35.57	26.09
3 or more Axles; Euclids, Dumpton & Articulated, Truck Mechanic.....	\$ 35.72	26.09

 WELDERS - Receive rate prescribed for craft performing operation to which welding is incidental.

=====
 Note: Executive Order (EO) 13706, Establishing Paid Sick Leave for Federal Contractors applies to all contracts subject to the Davis-Bacon Act for which the contract is awarded (and any solicitation was issued) on or after January 1, 2017. If this contract is covered by the EO, the contractor must provide employees with 1 hour of paid sick leave for every 30 hours they work, up to 56 hours of paid sick leave each year. Employees must be permitted to use paid sick leave for their own illness, injury or other health-related needs, including preventive care; to assist a family member (or person who is like family to the employee) who is ill, injured, or has other health-related needs, including preventive care; or for reasons resulting from, or to assist a family member (or person who is like family to the employee) who is a victim of, domestic violence, sexual assault, or stalking. Additional information on contractor requirements and worker protections under the EO

is available at
<https://www.dol.gov/agencies/whd/government-contracts>.

Unlisted classifications needed for work not included within the scope of the classifications listed may be added after award only as provided in the labor standards contract clauses (29CFR 5.5 (a) (1) (ii)).

The body of each wage determination lists the classification and wage rates that have been found to be prevailing for the cited type(s) of construction in the area covered by the wage determination. The classifications are listed in alphabetical order of "identifiers" that indicate whether the particular rate is a union rate (current union negotiated rate for local), a survey rate (weighted average rate) or a union average rate (weighted union average rate).

Union Rate Identifiers

A four letter classification abbreviation identifier enclosed in dotted lines beginning with characters other than "SU" or "UAVG" denotes that the union classification and rate were prevailing for that classification in the survey. Example: PLUM0198-005 07/01/2014. PLUM is an abbreviation identifier of the union which prevailed in the survey for this classification, which in this example would be Plumbers. 0198 indicates the local union number or district council number where applicable, i.e., Plumbers Local 0198. The next number, 005 in the example, is an internal number used in processing the wage determination. 07/01/2014 is the effective date of the most current negotiated rate, which in this example is July 1, 2014.

Union prevailing wage rates are updated to reflect all rate changes in the collective bargaining agreement (CBA) governing this classification and rate.

Survey Rate Identifiers

Classifications listed under the "SU" identifier indicate that no one rate prevailed for this classification in the survey and the published rate is derived by computing a weighted average rate based on all the rates reported in the survey for that classification. As this weighted average rate includes all rates reported in the survey, it may include both union and non-union rates. Example: SULA2012-007 5/13/2014. SU indicates the rates are survey rates based on a weighted average calculation of rates and are not majority rates. LA indicates the State of Louisiana. 2012 is the year of survey on which these classifications and rates are based. The next number, 007 in the example, is an internal number used in producing the wage determination. 5/13/2014 indicates the survey completion date for the classifications and rates under that identifier.

Survey wage rates are not updated and remain in effect until a new survey is conducted.

Union Average Rate Identifiers

Classification(s) listed under the UAVG identifier indicate that no single majority rate prevailed for those

classifications; however, 100% of the data reported for the classifications was union data. EXAMPLE: UAVG-OH-0010 08/29/2014. UAVG indicates that the rate is a weighted union average rate. OH indicates the state. The next number, 0010 in the example, is an internal number used in producing the wage determination. 08/29/2014 indicates the survey completion date for the classifications and rates under that identifier.

A UAVG rate will be updated once a year, usually in January of each year, to reflect a weighted average of the current negotiated/CBA rate of the union locals from which the rate is based.

WAGE DETERMINATION APPEALS PROCESS

1.) Has there been an initial decision in the matter? This can be:

- * an existing published wage determination
- * a survey underlying a wage determination
- * a Wage and Hour Division letter setting forth a position on a wage determination matter
- * a conformance (additional classification and rate) ruling

On survey related matters, initial contact, including requests for summaries of surveys, should be with the Wage and Hour National Office because National Office has responsibility for the Davis-Bacon survey program. If the response from this initial contact is not satisfactory, then the process described in 2.) and 3.) should be followed.

With regard to any other matter not yet ripe for the formal process described here, initial contact should be with the Branch of Construction Wage Determinations. Write to:

Branch of Construction Wage Determinations
Wage and Hour Division
U.S. Department of Labor
200 Constitution Avenue, N.W.
Washington, DC 20210

2.) If the answer to the question in 1.) is yes, then an interested party (those affected by the action) can request review and reconsideration from the Wage and Hour Administrator (See 29 CFR Part 1.8 and 29 CFR Part 7). Write to:

Wage and Hour Administrator
U.S. Department of Labor
200 Constitution Avenue, N.W.
Washington, DC 20210

The request should be accompanied by a full statement of the interested party's position and by any information (wage payment data, project description, area practice material, etc.) that the requestor considers relevant to the issue.

3.) If the decision of the Administrator is not favorable, an interested party may appeal directly to the Administrative Review Board (formerly the Wage Appeals Board). Write to:

Administrative Review Board

U.S. Department of Labor
200 Constitution Avenue, N.W.
Washington, DC 20210

4.) All decisions by the Administrative Review Board are final.

=====

END OF GENERAL DECISIO"

NOTICE TO BIDDERS WAGE RATE DECISION

The wage rate decision of the Department of Labor which has been incorporated in these advertised specifications is incomplete in that the classifications may be omitted from the Department of Labor's decision.

Since the bidder is responsible, independently, for ascertaining area practice with respect to the necessity, or lack of necessity, for the use of these classifications in the prosecution of the work contemplated by this project, no inference may be drawn from the omission of these classifications concerning prevailing area practices relative to their use. Further, this omission will not, per se, be construed as establishing any governmental liability for increased labor cost if it is subsequently determined that such classifications are required.

There may be omissions and/or errors in the federal wage rates. The bidder is responsible for evaluating and determining the correct applicable rate.

If a project includes multiple types of construction (highway, bridge over navigable water, sanitary sewer and water main, building) and there is not a separate wage determination for this type of work included in the proposal, use the wage determination that is in the proposal.

If a project includes multiple types of construction, different wage rate determinations may be inserted into the contract (WI10/Highway = in all WisDOT highway contracts, WI15/Heavy = bridge over navigable water per USDOL and US Coast Guard designation, WI8/Heavy (Sewer & Water Line & Tunnel) = sanitary sewer and water main if the cost is more than 20% of the contract and/or at least \$1,000,000, and Building). If multiple wage rate determinations are inserted into the contract, use the classification in the wage determination for the work being done. Use WI15 wage rates when working on the bridge and/or structure from bank to bank. Use WI8 wage rates when working on any sanitary sewer or water main work. Use Building wage rates for all work done within the footprint of the building. Use WI10 wage rates for all other highway work in the contract and approaches to structures. For example, if a laborer is working within the footprint of a building, use the Laborer rate in the Building wage determination inserted in the contract. If a laborer is working on a bridge/structure within the banks, use the Laborer rate in the WI15/Heavy wage determination if inserted in the contract. If the laborer is working on the highway, use the Laborer rate in the WI10/Highway wage determination.



Proposal Schedule of Items

Proposal ID: 20231114021 Project(s): 1120-57-60, 1517-14-71

Federal ID(s): WISC 2024010, WISC 2024013

SECTION: 0001

Contract Items

Alt Set ID:

Alt Mbr ID:

Proposal Line Number	Item ID Description	Approximate Quantity and Units	Unit Price	Bid Amount
0002	108.4300 RBC Progress Schedule	1.000 EACH	_____.	_____.
0004	201.0105 Clearing	4.000 STA	_____.	_____.
0006	201.0205 Grubbing	4.000 STA	_____.	_____.
0008	203.0220 Removing Structure (structure) 01. B-44-0062	1.000 EACH	_____.	_____.
0010	203.0220 Removing Structure (structure) 02. B-70-0084	1.000 EACH	_____.	_____.
0012	203.0220 Removing Structure (structure) 03. B-70-132	1.000 EACH	_____.	_____.
0014	203.0220 Removing Structure (structure) 03. N-70-0009	1.000 EACH	_____.	_____.
0016	203.0330 Debris Containment (structure) 01. B-70-132	1.000 EACH	_____.	_____.
0018	203.0330 Debris Containment (structure) 03. B-70-0406	1.000 EACH	_____.	_____.
0020	204.0100 Removing Concrete Pavement	592.000 SY	_____.	_____.
0022	204.0110 Removing Asphaltic Surface	3,931.000 SY	_____.	_____.
0024	204.0120 Removing Asphaltic Surface Milling	27,956.000 SY	_____.	_____.
0026	204.0150 Removing Curb & Gutter	6.000 LF	_____.	_____.
0028	204.0157 Removing Concrete Barrier	416.000 LF	_____.	_____.



Proposal Schedule of Items

Proposal ID: 20231114021 Project(s): 1120-57-60, 1517-14-71

Federal ID(s): WISC 2024010, WISC 2024013

SECTION: 0001

Contract Items

Alt Set ID:

Alt Mbr ID:

Proposal Line Number	Item ID Description	Approximate Quantity and Units	Unit Price	Bid Amount
0030	204.0165 Removing Guardrail	16,256.000 LF	_____.	_____.
0032	204.0170 Removing Fence	204.000 LF	_____.	_____.
0034	204.0180 Removing Delineators and Markers	26.000 EACH	_____.	_____.
0036	204.0195 Removing Concrete Bases	4.000 EACH	_____.	_____.
0038	204.0220 Removing Inlets	23.000 EACH	_____.	_____.
0040	204.0245 Removing Storm Sewer (size) 01. 12-Inch	1,508.000 LF	_____.	_____.
0042	204.0245 Removing Storm Sewer (size) 02. 15-Inch	200.000 LF	_____.	_____.
0044	204.0245 Removing Storm Sewer (size) 03. 18-Inch	591.000 LF	_____.	_____.
0046	204.0245 Removing Storm Sewer (size) 04. 24-Inch	32.000 LF	_____.	_____.
0048	204.0260 Abandoning Inlets	1.000 EACH	_____.	_____.
0050	204.0270 Abandoning Culvert Pipes	1.000 EACH	_____.	_____.
0052	204.9060.S Removing (item description) 01. Apron Endwalls	1.000 EACH	_____.	_____.
0054	205.0100 Excavation Common	99.000 CY	_____.	_____.
0056	206.2001 Excavation for Structures Culverts (structure) 01. B-44-0062	1.000 EACH	_____.	_____.



Proposal Schedule of Items

Proposal ID: 20231114021 Project(s): 1120-57-60, 1517-14-71

Federal ID(s): WISC 2024010, WISC 2024013

SECTION: 0001 Contract Items

Alt Set ID: Alt Mbr ID:

Proposal Line Number	Item ID Description	Approximate Quantity and Units	Unit Price	Bid Amount
0058	206.2001 Excavation for Structures Culverts (structure) 02. B-70-0084	1.000 EACH	_____.	_____.
0060	206.5001 Cofferdams (structure) 01. B-44-0062	1.000 EACH	_____.	_____.
0062	206.5001 Cofferdams (structure) 02. B-70-0084	1.000 EACH	_____.	_____.
0064	209.0300.S Backfill Coarse Aggregate (size) 01. Size No. 1	1,285.000 CY	_____.	_____.
0066	210.2500 Backfill Structure Type B	491.000 TON	_____.	_____.
0068	211.0201 Prepare Foundation for Concrete Pavement (project) 01. 1120-57-60	1.000 EACH	_____.	_____.
0070	211.0400 Prepare Foundation for Asphaltic Shoulders	18.000 STA	_____.	_____.
0072	213.0100 Finishing Roadway (project) 01. 1120-57-60	1.000 EACH	_____.	_____.
0074	213.0100 Finishing Roadway (project) 02. 1517-14-71	1.000 EACH	_____.	_____.
0076	305.0110 Base Aggregate Dense 3/4-Inch	982.000 TON	_____.	_____.
0078	305.0120 Base Aggregate Dense 1 1/4-Inch	619.000 TON	_____.	_____.
0080	305.0500 Shaping Shoulders	105.000 STA	_____.	_____.
0082	312.0110 Select Crushed Material	194.000 TON	_____.	_____.
0084	415.1090 Concrete Pavement HES 9-Inch	440.000 SY	_____.	_____.



Proposal Schedule of Items

Proposal ID: 20231114021 Project(s): 1120-57-60, 1517-14-71

Federal ID(s): WISC 2024010, WISC 2024013

SECTION: 0001 Contract Items

Alt Set ID: Alt Mbr ID:

Proposal Line Number	Item ID Description	Approximate Quantity and Units	Unit Price	Bid Amount
0086	415.1110 Concrete Pavement HES 11-Inch	3,920.000 SY	_____.	_____.
0088	416.0610 Drilled Tie Bars	4,012.000 EACH	_____.	_____.
0090	416.0620 Drilled Dowel Bars	7,999.000 EACH	_____.	_____.
0092	416.1715 Concrete Pavement Repair SHES	4,197.000 SY	_____.	_____.
0094	416.1725 Concrete Pavement Replacement SHES	5,577.000 SY	_____.	_____.
0096	420.1000 Continuous Diamond Grinding Concrete Pavement	484,190.000 SY	_____.	_____.
0098	450.4000 HMA Cold Weather Paving	1,204.000 TON	_____.	_____.
0100	455.0605 Tack Coat	2,146.000 GAL	_____.	_____.
0102	460.2000 Incentive Density HMA Pavement	2,230.000 DOL	1.00000	2,230.00
0104	460.5224 HMA Pavement 4 LT 58-28 S	3,476.000 TON	_____.	_____.
0106	465.0105 Asphaltic Surface	182.000 TON	_____.	_____.
0108	465.0110 Asphaltic Surface Patching	15.000 TON	_____.	_____.
0110	465.0510 Asphaltic Rumble Strips, Shoulder Divided Roadway	38,813.000 LF	_____.	_____.
0112	502.0100 Concrete Masonry Bridges	786.000 CY	_____.	_____.
0114	502.3101 Expansion Device	479.000 LF	_____.	_____.



Proposal Schedule of Items

Proposal ID: 20231114021 Project(s): 1120-57-60, 1517-14-71

Federal ID(s): WISC 2024010, WISC 2024013

SECTION: 0001

Contract Items

Alt Set ID:

Alt Mbr ID:

Proposal Line Number	Item ID Description	Approximate Quantity and Units	Unit Price	Bid Amount
0116	502.3200 Protective Surface Treatment	92.000 SY	_____.	_____.
0118	502.3205 Pigmented Surface Sealer Reseal	8,510.000 SY	_____.	_____.
0120	502.3210 Pigmented Surface Sealer	301.000 SY	_____.	_____.
0122	502.4106 Adhesive Anchors 3/4-inch	11.000 EACH	_____.	_____.
0124	502.4204 Adhesive Anchors No. 4 Bar	120.000 EACH	_____.	_____.
0126	502.4205 Adhesive Anchors No. 5 Bar	454.000 EACH	_____.	_____.
0128	504.0100 Concrete Masonry Culverts	98.000 CY	_____.	_____.
0130	504.0500 Concrete Masonry Retaining Walls	9.000 CY	_____.	_____.
0132	505.0600 Bar Steel Reinforcement HS Coated Structures	203,830.000 LB	_____.	_____.
0134	505.0904 Bar Couplers No. 4	10.000 EACH	_____.	_____.
0136	505.0905 Bar Couplers No. 5	1,038.000 EACH	_____.	_____.
0138	505.0906 Bar Couplers No. 6	15.000 EACH	_____.	_____.
0140	506.0605 Structural Steel HS	3,776.000 LB	_____.	_____.
0142	509.0301 Preparation Decks Type 1	25.000 SY	_____.	_____.
0144	509.0302 Preparation Decks Type 2	10.000 SY	_____.	_____.



Proposal Schedule of Items

Proposal ID: 20231114021 Project(s): 1120-57-60, 1517-14-71

Federal ID(s): WISC 2024010, WISC 2024013

SECTION: 0001

Contract Items

Alt Set ID:

Alt Mbr ID:

Proposal Line Number	Item ID Description	Approximate Quantity and Units	Unit Price	Bid Amount
0146	509.0310.S Sawing Pavement Deck Preparation Areas	250.000 LF	_____.	_____.
0148	509.1000 Joint Repair	124.000 SY	_____.	_____.
0150	509.1500 Concrete Surface Repair	57.000 SF	_____.	_____.
0152	509.2100.S Concrete Masonry Deck Repair	57.000 CY	_____.	_____.
0154	509.5100.S Polymer Overlay	46.000 SY	_____.	_____.
0156	509.9015.S Removing Polymer Overlay (structure) 01. B-70-0130	28.000 SY	_____.	_____.
0158	509.9015.S Removing Polymer Overlay (structure) 02. B-70-0131	2,500.000 SY	_____.	_____.
0160	511.1200 Temporary Shoring (structure) 01. B-44-0062	440.000 SF	_____.	_____.
0162	511.1200 Temporary Shoring (structure) 02. B-70-0084	775.000 SF	_____.	_____.
0164	516.0500 Rubberized Membrane Waterproofing	27.000 SY	_____.	_____.
0166	517.0601 Painting Epoxy System (structure) 01. N-70-0009	1.000 EACH	_____.	_____.
0168	517.1010.S Concrete Staining (structure) 01. B-70-0406	81.000 SF	_____.	_____.
0170	517.1050.S Architectural Surface Treatment (structure) 01. B-70-0406	36.000 SF	_____.	_____.
0172	517.3001.S Structure Overcoating Cleaning and Priming (structure) 01. N-70-0009	1.000 EACH	_____.	_____.



Proposal Schedule of Items

Proposal ID: 20231114021 Project(s): 1120-57-60, 1517-14-71

Federal ID(s): WISC 2024010, WISC 2024013

SECTION: 0001 Contract Items

Alt Set ID: Alt Mbr ID:

Proposal Line Number	Item ID Description	Approximate Quantity and Units	Unit Price	Bid Amount
0174	517.4001.S Containment and Collection of Waste Materials (structure) 01. N-70-0009	1.000 EACH	_____.	_____.
0176	517.6001.S Portable Decontamination Facility	1.000 EACH	_____.	_____.
0178	520.8000 Concrete Collars for Pipe	26.000 EACH	_____.	_____.
0180	522.1012 Apron Endwalls for Culvert Pipe Reinforced Concrete 12-Inch	18.000 EACH	_____.	_____.
0182	522.1015 Apron Endwalls for Culvert Pipe Reinforced Concrete 15-Inch	2.000 EACH	_____.	_____.
0184	522.1018 Apron Endwalls for Culvert Pipe Reinforced Concrete 18-Inch	5.000 EACH	_____.	_____.
0186	601.0415 Concrete Curb & Gutter 6-Inch Sloped 30-Inch Type J	6.000 LF	_____.	_____.
0188	601.0590 Concrete Curb & Gutter 4-Inch Sloped 36-Inch Type TBTT	530.000 LF	_____.	_____.
0190	602.3210 Concrete Rumble Strips, Shoulder Divided Roadway	17,200.000 LF	_____.	_____.
0192	603.0105 Concrete Barrier Single-Faced 32-Inch	330.000 LF	_____.	_____.
0194	603.1142 Concrete Barrier Type S42	40.000 LF	_____.	_____.
0196	603.3113 Concrete Barrier Transition Type NJ32SF to S36	1.000 EACH	_____.	_____.
0198	603.3513 Concrete Barrier Transition Type S32 to S36	1.000 EACH	_____.	_____.



Proposal Schedule of Items

Proposal ID: 20231114021 Project(s): 1120-57-60, 1517-14-71

Federal ID(s): WISC 2024010, WISC 2024013

SECTION: 0001 Contract Items

Alt Set ID: Alt Mbr ID:

Proposal Line Number	Item ID Description	Approximate Quantity and Units	Unit Price	Bid Amount
0200	603.3535 Concrete Barrier Transition Type S36 to S42	2.000 EACH	_____.	_____.
0202	603.8000 Concrete Barrier Temporary Precast Delivered	9,737.500 LF	_____.	_____.
0204	603.8125 Concrete Barrier Temporary Precast Installed	15,462.500 LF	_____.	_____.
0206	603.8500 Anchoring Concrete Barrier Temporary Precast	4,875.000 LF	_____.	_____.
0208	603.8505 Anchoring Concrete Barrier Temporary Precast on Bridge Decks	2,787.500 LF	_____.	_____.
0210	606.0200 Riprap Medium	190.000 CY	_____.	_____.
0212	606.0300 Riprap Heavy	101.000 CY	_____.	_____.
0214	608.0312 Storm Sewer Pipe Reinforced Concrete Class III 12-Inch	280.000 LF	_____.	_____.
0216	608.0318 Storm Sewer Pipe Reinforced Concrete Class III 18-Inch	222.000 LF	_____.	_____.
0218	608.0412 Storm Sewer Pipe Reinforced Concrete Class IV 12-Inch	582.000 LF	_____.	_____.
0220	608.0415 Storm Sewer Pipe Reinforced Concrete Class IV 15-Inch	151.000 LF	_____.	_____.
0222	608.0418 Storm Sewer Pipe Reinforced Concrete Class IV 18-Inch	180.000 LF	_____.	_____.
0224	608.0424 Storm Sewer Pipe Reinforced Concrete Class IV 24-Inch	32.000 LF	_____.	_____.



Proposal Schedule of Items

Proposal ID: 20231114021 Project(s): 1120-57-60, 1517-14-71

Federal ID(s): WISC 2024010, WISC 2024013

SECTION: 0001

Contract Items

Alt Set ID:

Alt Mbr ID:

Proposal Line Number	Item ID Description	Approximate Quantity and Units	Unit Price	Bid Amount
0226	611.0610 Inlet Covers Type BW	2.000 EACH	_____.	_____.
0228	611.0612 Inlet Covers Type C	1.000 EACH	_____.	_____.
0230	611.0654 Inlet Covers Type V	9.000 EACH	_____.	_____.
0232	611.2005 Manholes 5-FT Diameter	6.000 EACH	_____.	_____.
0234	611.3004 Inlets 4-FT Diameter	1.000 EACH	_____.	_____.
0236	611.3220 Inlets 2x2-FT	9.000 EACH	_____.	_____.
0238	611.3225 Inlets 2x2.5-FT	1.000 EACH	_____.	_____.
0240	612.0106 Pipe Underdrain 6-Inch	545.000 LF	_____.	_____.
0242	612.0108 Pipe Underdrain 8-Inch	61.000 LF	_____.	_____.
0244	614.0905 Crash Cushions Temporary	36.000 EACH	_____.	_____.
0246	614.2300 MGS Guardrail 3	14,525.000 LF	_____.	_____.
0248	614.2500 MGS Thrie Beam Transition	788.000 LF	_____.	_____.
0250	614.2610 MGS Guardrail Terminal EAT	33.000 EACH	_____.	_____.
0252	614.2620 MGS Guardrail Terminal Type 2	23.000 EACH	_____.	_____.
0254	616.0206 Fence Chain Link 6-FT	204.000 LF	_____.	_____.
0256	618.0100 Maintenance And Repair of Haul Roads (project) 01. 1120-57-60	1.000 EACH	_____.	_____.



Proposal Schedule of Items

Proposal ID: 20231114021 Project(s): 1120-57-60, 1517-14-71

Federal ID(s): WISC 2024010, WISC 2024013

SECTION: 0001 Contract Items

Alt Set ID: Alt Mbr ID:

Proposal Line Number	Item ID Description	Approximate Quantity and Units	Unit Price	Bid Amount
0258	618.0100 Maintenance And Repair of Haul Roads (project) 02. 1517-14-71	1.000 EACH	_____.	_____.
0260	619.1000 Mobilization	1.000 EACH	_____.	_____.
0262	624.0100 Water	19.300 MGAL	_____.	_____.
0264	625.0100 Topsoil	760.000 SY	_____.	_____.
0266	625.0500 Salvaged Topsoil	5,047.000 SY	_____.	_____.
0268	628.1504 Silt Fence	24,800.000 LF	_____.	_____.
0270	628.1520 Silt Fence Maintenance	25,300.000 LF	_____.	_____.
0272	628.1905 Mobilizations Erosion Control	6.000 EACH	_____.	_____.
0274	628.1910 Mobilizations Emergency Erosion Control	8.000 EACH	_____.	_____.
0276	628.2004 Erosion Mat Class I Type B	5,047.000 SY	_____.	_____.
0278	628.7005 Inlet Protection Type A	2.000 EACH	_____.	_____.
0280	628.7010 Inlet Protection Type B	222.000 EACH	_____.	_____.
0282	628.7015 Inlet Protection Type C	12.000 EACH	_____.	_____.
0284	628.7555 Culvert Pipe Checks	26.000 EACH	_____.	_____.
0286	629.0210 Fertilizer Type B	5.400 CWT	_____.	_____.
0288	630.0130 Seeding Mixture No. 30	90.300 LB	_____.	_____.



Proposal Schedule of Items

Proposal ID: 20231114021 Project(s): 1120-57-60, 1517-14-71

Federal ID(s): WISC 2024010, WISC 2024013

SECTION: 0001

Contract Items

Alt Set ID:

Alt Mbr ID:

Proposal Line Number	Item ID Description	Approximate Quantity and Units	Unit Price	Bid Amount
0290	630.0200 Seeding Temporary	10.000 LB	_____.	_____.
0292	630.0500 Seed Water	17.000 MGAL	_____.	_____.
0294	633.5200 Markers Culvert End	25.000 EACH	_____.	_____.
0296	642.5401 Field Office Type D	1.000 EACH	_____.	_____.
0298	643.0300 Traffic Control Drums	232,816.000 DAY	_____.	_____.
0300	643.0420 Traffic Control Barricades Type III	16,233.000 DAY	_____.	_____.
0302	643.0705 Traffic Control Warning Lights Type A	32,466.000 DAY	_____.	_____.
0304	643.0715 Traffic Control Warning Lights Type C	57,148.000 DAY	_____.	_____.
0306	643.0800 Traffic Control Arrow Boards	2,010.000 DAY	_____.	_____.
0308	643.0900 Traffic Control Signs	63,752.000 DAY	_____.	_____.
0310	643.0910 Traffic Control Covering Signs Type I	49.000 EACH	_____.	_____.
0312	643.0920 Traffic Control Covering Signs Type II	999.000 EACH	_____.	_____.
0314	643.1000 Traffic Control Signs Fixed Message	451.000 SF	_____.	_____.
0316	643.1050 Traffic Control Signs PCMS	371.000 DAY	_____.	_____.
0318	643.1070 Traffic Control Cones 42-Inch	2,816.000 DAY	_____.	_____.
0320	643.1200.S Portable Automated Real-Time Traffic Queue Warning System	856.000 DAY	_____.	_____.



Proposal Schedule of Items

Proposal ID: 20231114021 Project(s): 1120-57-60, 1517-14-71

Federal ID(s): WISC 2024010, WISC 2024013

SECTION: 0001 Contract Items

Alt Set ID: Alt Mbr ID:

Proposal Line Number	Item ID Description	Approximate Quantity and Units	Unit Price	Bid Amount
0322	643.3105 Temporary Marking Line Paint 4-Inch	2,700.000 LF	_____.	_____.
0324	643.3150 Temporary Marking Line Removable Tape 4-Inch	1,285.000 LF	_____.	_____.
0326	643.3170 Temporary Marking Line Epoxy 6-Inch	627,029.000 LF	_____.	_____.
0328	643.3180 Temporary Marking Line Removable Tape 6-Inch	42,945.000 LF	_____.	_____.
0330	643.3270 Temporary Marking Line Epoxy 10-Inch	60,415.000 LF	_____.	_____.
0332	643.3280 Temporary Marking Line Removable Tape 10-Inch	1,130.000 LF	_____.	_____.
0334	643.3960 Temporary Marking Removable Mask Out Tape 6-Inch	1,350.000 LF	_____.	_____.
0336	643.3970 Temporary Marking Removable Mask Out Tape 10-Inch	530.000 LF	_____.	_____.
0338	643.5000 Traffic Control	1.000 EACH	_____.	_____.
0340	645.0105 Geotextile Type C	162.000 SY	_____.	_____.
0342	645.0112 Geotextile Type DF Schedule B	337.000 SY	_____.	_____.
0344	645.0120 Geotextile Type HR	1,281.000 SY	_____.	_____.
0346	646.1020 Marking Line Epoxy 4-Inch	2,653.000 LF	_____.	_____.
0348	646.1555 Marking Line Grooved Contrast Permanent Tape 4-Inch	810.000 LF	_____.	_____.



Proposal Schedule of Items

Proposal ID: 20231114021 Project(s): 1120-57-60, 1517-14-71

Federal ID(s): WISC 2024010, WISC 2024013

SECTION: 0001

Contract Items

Alt Set ID:

Alt Mbr ID:

Proposal Line Number	Item ID Description	Approximate Quantity and Units	Unit Price	Bid Amount
0350	646.2020 Marking Line Epoxy 6-Inch	2,635.000 LF	_____.	_____.
0352	646.2025 Marking Line Grooved Black Epoxy 6-Inch	46,566.000 LF	_____.	_____.
0354	646.2040 Marking Line Grooved Wet Ref Epoxy 6-Inch	212,115.000 LF	_____.	_____.
0356	646.2050 Marking Line Grooved Permanent Tape 6-Inch	47,150.000 LF	_____.	_____.
0358	646.3555 Marking Line Grooved Contrast Permanent Tape 8-Inch	547.000 LF	_____.	_____.
0360	646.4020 Marking Line Epoxy 10-Inch	570.000 LF	_____.	_____.
0362	646.4025 Marking Line Grooved Black Epoxy 10-Inch	4,910.000 LF	_____.	_____.
0364	646.4050 Marking Line Grooved Permanent Tape 10-Inch	40,524.000 LF	_____.	_____.
0366	646.5020 Marking Arrow Epoxy	56.000 EACH	_____.	_____.
0368	646.5120 Marking Word Epoxy	17.000 EACH	_____.	_____.
0370	646.6120 Marking Stop Line Epoxy 18-Inch	353.000 LF	_____.	_____.
0372	646.6220 Marking Yield Line Epoxy 18-Inch	20.000 EACH	_____.	_____.
0374	646.6466 Cold Weather Marking Epoxy 6-Inch	4,500.000 LF	_____.	_____.
0376	646.6470 Cold Weather Marking Epoxy 10-Inch	4,000.000 LF	_____.	_____.



Proposal Schedule of Items

Proposal ID: 20231114021 Project(s): 1120-57-60, 1517-14-71

Federal ID(s): WISC 2024010, WISC 2024013

SECTION: 0001

Contract Items

Alt Set ID:

Alt Mbr ID:

Proposal Line Number	Item ID Description	Approximate Quantity and Units	Unit Price	Bid Amount
0378	646.7220 Marking Chevron Epoxy 24-Inch	315.000 LF	_____.	_____.
0380	646.7420 Marking Crosswalk Epoxy Transverse Line 6-Inch	376.000 LF	_____.	_____.
0382	646.9000 Marking Removal Line 4-Inch	61,670.000 LF	_____.	_____.
0384	646.9010 Marking Removal Line Water Blasting 4-Inch	6,740.000 LF	_____.	_____.
0386	646.9055 Marking Removal Line Grooved Contrast Permanent Tape 4-Inch	50,166.000 LF	_____.	_____.
0388	646.9155 Marking Removal Line Grooved Contrast Permanent Tape 8-Inch	42,139.000 LF	_____.	_____.
0390	646.9310 Marking Removal Special Marking Water Blasting	3.000 EACH	_____.	_____.
0392	646.9400 Marking Removal Plowable Raised Pavement Markers	61.000 EACH	_____.	_____.
0394	650.4000 Construction Staking Storm Sewer	49.000 EACH	_____.	_____.
0396	650.6501 Construction Staking Structure Layout (structure) 01. B-44-0062	1.000 EACH	_____.	_____.
0398	650.6501 Construction Staking Structure Layout (structure) 02. B-70-0084	1.000 EACH	_____.	_____.
0400	650.6501 Construction Staking Structure Layout (structure) 03. B-70-0132	1.000 EACH	_____.	_____.
0402	650.6501 Construction Staking Structure Layout (structure) 10. N-70-0009	1.000 EACH	_____.	_____.



Proposal Schedule of Items

Proposal ID: 20231114021 Project(s): 1120-57-60, 1517-14-71

Federal ID(s): WISC 2024010, WISC 2024013

SECTION: 0001 Contract Items

Alt Set ID: Alt Mbr ID:

Proposal Line Number	Item ID Description	Approximate Quantity and Units	Unit Price	Bid Amount
0404	650.7000 Construction Staking Concrete Pavement	530.000 LF	_____.	_____.
0406	650.8000 Construction Staking Resurfacing Reference	115,480.000 LF	_____.	_____.
0408	650.9911 Construction Staking Supplemental Control (project) 01. 1120-57-60	1.000 EACH	_____.	_____.
0410	652.0125 Conduit Rigid Metallic 2-Inch	16.000 LF	_____.	_____.
0412	652.0225 Conduit Rigid Nonmetallic Schedule 40 2-Inch	362.000 LF	_____.	_____.
0414	652.0325 Conduit Rigid Nonmetallic Schedule 80 2-Inch	90.000 LF	_____.	_____.
0416	653.0164 Pull Boxes Non-Conductive 24x42-Inch	8.000 EACH	_____.	_____.
0418	653.0208 Junction Boxes 8x8x8-Inch	6.000 EACH	_____.	_____.
0420	653.0220 Junction Boxes 18x6x6-Inch	1.000 EACH	_____.	_____.
0422	653.0905 Removing Pull Boxes	6.000 EACH	_____.	_____.
0424	654.0220 Concrete Control Cabinet Bases Type 10	4.000 EACH	_____.	_____.
0426	655.0615 Electrical Wire Lighting 10 AWG	8,620.000 LF	_____.	_____.
0428	656.0201 Electrical Service Meter Breaker Pedestal (location) 01. IH 41 & Cecil Street	1.000 EACH	_____.	_____.
0430	656.0201 Electrical Service Meter Breaker Pedestal (location) 02. IH 41 & Main Street	1.000 EACH	_____.	_____.



Proposal Schedule of Items

Proposal ID: 20231114021 Project(s): 1120-57-60, 1517-14-71

Federal ID(s): WISC 2024010, WISC 2024013

SECTION: 0001 Contract Items

Alt Set ID: Alt Mbr ID:

Proposal Line Number	Item ID Description	Approximate Quantity and Units	Unit Price	Bid Amount
0432	656.0201 Electrical Service Meter Breaker Pedestal (location) 03. IH 41 & CTH O	1.000 EACH	_____	_____
0434	656.0201 Electrical Service Meter Breaker Pedestal (location) 04. IH 41 & Spencer Street	1.000 EACH	_____	_____
0436	690.0150 Sawing Asphalt	9,556.000 LF	_____	_____
0438	690.0250 Sawing Concrete	25,528.000 LF	_____	_____
0440	715.0502 Incentive Strength Concrete Structures	4,815.000 DOL	1.00000	4,815.00
0442	740.0440 Incentive IRI Ride	239,130.000 DOL	1.00000	239,130.00
0444	801.0117 Railroad Flagging Reimbursement	112,450.000 DOL	1.00000	112,450.00
0446	999.2000.S Installing and Maintaining Bird Deterrent System (station) 01. Station 1269'SB'+00	1.000 EACH	_____	_____
0448	999.2000.S Installing and Maintaining Bird Deterrent System (station) 02. Station 1269'NB'+00	1.000 EACH	_____	_____
0450	999.2000.S Installing and Maintaining Bird Deterrent System (station) 03. Station 137'FWN'+00	1.000 EACH	_____	_____
0452	ASP.1T0A On-the-Job Training Apprentice at \$5.00/HR	2,200.000 HRS	5.00000	11,000.00
0454	ASP.1T0G On-the-Job Training Graduate at \$5.00/HR	5,960.000 HRS	5.00000	29,800.00
0456	SPV.0035 Special 01. Rapid Set Deck Repair	1.000 CY	_____	_____
0458	SPV.0060 Special 01. Inlets 2X3-FT Modified	7.000 EACH	_____	_____



Proposal Schedule of Items

Proposal ID: 20231114021 Project(s): 1120-57-60, 1517-14-71

Federal ID(s): WISC 2024010, WISC 2024013

SECTION: 0001 Contract Items

Alt Set ID: Alt Mbr ID:

Proposal Line Number	Item ID Description	Approximate Quantity and Units	Unit Price	Bid Amount
0460	SPV.0060 Special 02. Inlet Covers Type 27-M Bolted	13.000 EACH	_____.	_____.
0462	SPV.0060 Special 03. Temporary Support B-70-132	1.000 EACH	_____.	_____.
0464	SPV.0060 Special 04. Reset Existing Bearings	10.000 EACH	_____.	_____.
0466	SPV.0090 Special 01. Cured in Place Pipe Liner, 12-Inch	360.000 LF	_____.	_____.
0468	SPV.0090 Special 02. Glare Screens Temporary	2,687.500 LF	_____.	_____.
0470	SPV.0090 Special 03. Bridge Deck Crack Sealing	2,150.000 LF	_____.	_____.
0472	SPV.0090 Special 04. Joint Sealing	2,439.000 LF	_____.	_____.
0474	SPV.0090 Special 05. Foundation Drilling 42-Inch Diameter	28.000 LF	_____.	_____.
0476	SPV.0090 Special 06. Salvage and Reinstall Steel Plate Beam Guard	75.000 LF	_____.	_____.
0478	SPV.0165 Special 01. Noise Barriers Double-Sided Sound Absorptive N-70-0009	1,890.000 SF	_____.	_____.
0480	SPV.0180 Special 01. Removing Rumble Strips	3,335.000 SY	_____.	_____.
0482	SPV.0180 Special 02. Resin Binder High Friction Surface Treatment	19,950.000 SY	_____.	_____.
0484	SPV.0180 Special 03. Methacrylate Flood Seal	17,469.000 SY	_____.	_____.
0486	SPV.0180 Special 04. High Friction Surface Treatment Polymer Overlay	5,070.000 SY	_____.	_____.
Section: 0001			Total:	_____.

Total Bid: _____.

PLEASE ATTACH ADDENDA HERE



Wisconsin Department of Transportation

November 8, 2023

**Division of Transportation Systems
Development**

Bureau of Project Development
4822 Madison Yards Way, 4th Floor South
Madison, WI 53705

Telephone: (608) 266-1631
Facsimile (FAX): (608) 266-8459

NOTICE TO ALL CONTRACTORS:

Buy America Provision Addendum #01

Letting of November 14, 2023

Attached is a copy of the revised Buy America Provision that are included in all proposals in the November 14, 2023 letting.

The responsibility for notifying potential subcontractors and suppliers of these changes remains with the prime contractors.

Sincerely,

Mike Coleman

Proposal Development Specialist
Proposal Management Section

BUY AMERICA PROVISION

Buy America (as documented in [88 FR 57750 \(2 CFR part 184 and 200\)](#) from the Office of Management and Budget: [Federal Register: Guidance for Grants and Agreements](#)) shall be domestic products and permanently incorporated in this project as classified in the following three categories, and as noted in the Construction and Materials Manual (CMM):

1. Iron and Steel

All iron and steel manufacturing and coating processes (from the initial melting stage through the application of coatings) must have occurred within the United States. Coating includes epoxy coating, galvanizing, painting and any other coating that protects or enhances the value of a material subject to the requirements of Buy America.

The exemption of the iron and steel manufacturing and coating processes Buy America requirement is the minimal use of foreign materials if the total cost of such material permanently incorporated in the product does not exceed one-tenth of one percent (1/10 of 1%) of the total contract cost or \$2,500.00, whichever is greater. For purposes of this paragraph, the cost is that shown to be the value of the subject products as they are delivered to the project.

2. Manufactured Product

All manufactured products (as defined in CMM 228.5) are covered under a previous waiver from 1983 and are currently exempt from Buy America.

3. Construction Material

All construction materials (as defined in [88 FR 57750 \(2 CFR part 184 and 200\)](#) and as referenced in CMM 228.5) must comply with Buy America. All manufacturing process of construction materials must occur in the United States.

[88 FR 55817 \(DOT-OST-2022-0124\)](#) allows a limited waiver of Buy America requirements for de minimis costs and small grants.

- The Total value of the non-compliant products is no more than the lesser of \$1,000,000 or 5% of total applicable costs for the project¹; or
- The total amount of Federal financial assistance applied to the project, through awards or subaward, is below \$500,000²

The contractor shall take actions and provide documentation conforming to CMM 228.5 to ensure compliance with this Buy America provision.

<https://wisconsin.gov/rdwy/cmm/cm-02-28.pdf>

Upon completion of the project, certify to the engineer, in writing using department form DT4567 that all iron and steel, manufactured products, and construction materials conform to this Buy America provision.

Form DT4567 is available at: <https://wisconsin.gov/Documents/formdocs/dt4567.docx>

Attach a list of iron or steel and construction material exemptions and their associated costs to the certification form.

¹ The de minimis public interest waiver does not apply to iron and steel subject to the requirements of 23 U.S.C. 313 on financial assistance administered by FHWA. The de minimis threshold in 23 CFR 635.410(b)(4) continues to apply for iron and steel.

² The small grant portion of the waiver does not apply to iron, steel, and manufactured goods subject to the requirements of 49 U.S.C. 22905(a).



Wisconsin Department of Transportation

November 7, 2023

**Division of Transportation Systems
Development**

Bureau of Project Development
4822 Madison Yards Way, 4th Floor South
Madison, WI 53705

Telephone: (608) 266-1631
Facsimile (FAX): (608) 266-8459

NOTICE TO ALL CONTRACTORS:

Federal Wage Rate Addendum #01

Letting of November 14, 2023

Attached is a copy of the revised WI 10 Highway Davis Bacon Prevailing Wage Rates that are included in proposals 01 - 47; WI 8 Heavy (Sewer & Water Line & Tunnel) Davis Bacon Prevailing Wage Rates that are included in proposal 11; WI 15 Heavy Davis Bacon Prevailing Wage Rates that are included in proposals 36 and 43; and WI 11 Building Davis Bacon Prevailing Wage Rates that are included in proposal 34. These wage rates are effective for all proposals they are included in in the November 14, 2023 letting. The updated wage rates are dated October 13, 2023 and are effective on or after October 23, 2023.

The responsibility for notifying potential subcontractors and suppliers of these changes remains with the prime contractors.

Sincerely,

Mike Coleman

Proposal Development Specialist
Proposal Management Section

"General Decision Number: WI20230010 10/13/2023

Superseded General Decision Number: WI20220010

State: Wisconsin

Construction Type: Highway

Counties: Wisconsin Statewide.

HIGHWAY, AIRPORT RUNWAY & TAXIWAY CONSTRUCTION PROJECTS (does not include bridges over navigable waters; tunnels; buildings in highway rest areas; and railroad construction)

Note: Contracts subject to the Davis-Bacon Act are generally required to pay at least the applicable minimum wage rate required under Executive Order 14026 or Executive Order 13658. Please note that these Executive Orders apply to covered contracts entered into by the federal government that are subject to the Davis-Bacon Act itself, but do not apply to contracts subject only to the Davis-Bacon Related Acts, including those set forth at 29 CFR 5.1(a)(2)-(60).

<p>If the contract is entered into on or after January 30, 2022, or the contract is renewed or extended (e.g., an option is exercised) on or after January 30, 2022:</p>	<ul style="list-style-type: none"> . Executive Order 14026 generally applies to the contract. . The contractor must pay all covered workers at least \$16.20 per hour (or the applicable wage rate listed on this wage determination, if it is higher) for all hours spent performing on the contract in 2023.
<p>If the contract was awarded on or between January 1, 2015 and January 29, 2022, and the contract is not renewed or extended on or after January 30, 2022:</p>	<ul style="list-style-type: none"> . Executive Order 13658 generally applies to the contract. . The contractor must pay all covered workers at least \$12.15 per hour (or the applicable wage rate listed on this wage determination, if it is higher) for all hours spent performing on that contract in 2023.

The applicable Executive Order minimum wage rate will be adjusted annually. If this contract is covered by one of the Executive Orders and a classification considered necessary for performance of work on the contract does not appear on this wage determination, the contractor must still submit a conformance request.

Additional information on contractor requirements and worker protections under the Executive Orders is available at <http://www.dol.gov/whd/govcontracts>.

Modification Number Publication Date
 0 01/06/2023

1	01/13/2023
2	01/20/2023
3	03/31/2023
4	04/07/2023
5	05/26/2023
6	06/02/2023
7	06/16/2023
8	06/23/2023
9	07/07/2023
10	07/14/2023
11	07/28/2023
12	08/18/2023
13	09/01/2023
14	09/08/2023
15	10/13/2023

* BRWI0001-002 06/01/2023

CRAWFORD, JACKSON, JUNEAU, LA CROSSE, MONROE, TREMPLEAU, AND VERNON COUNTIES

	Rates	Fringes
BRICKLAYER.....	\$ 40.18	25.88

* BRWI0002-002 06/01/2023

ASHLAND, BAYFIELD, DOUGLAS, AND IRON COUNTIES

	Rates	Fringes
BRICKLAYER.....	\$ 47.10	25.16

* BRWI0002-005 06/01/2023

ADAMS, ASHLAND, BARRON, BROWN, BURNETT, CALUMET, CHIPPEWA, CLARK, COLUMBIA, DODGE, DOOR, DUNN, FLORENCE, FOND DU LAC, FOREST, GREEN LAKE, IRON, JEFFERSON, KEWAUNEE, LANGLADE, LINCOLN, MANITOWOC, MARATHON, MARINETTE, MARQUETTE, MENOMINEE, OCONTO, ONEIDA, OUTAGAMIE, POLK, PORTAGE, RUSK, ST CROIX, SAUK, SHAWANO, SHEBOYGAN, TAYLOR, VILAS, WALWORTH, WAUPACA, WAUSHARA, WINNEBAGO, AND WOOD COUNTIES

	Rates	Fringes
CEMENT MASON/CONCRETE FINISHER...	\$ 39.97	25.02

* BRWI0003-002 06/01/2023

BROWN, DOOR, FLORENCE, KEWAUNEE, MARINETTE, AND OCONTO COUNTIES

	Rates	Fringes
BRICKLAYER.....	\$ 40.00	26.06

* BRWI0004-002 06/01/2023

KENOSHA, RACINE, AND WALWORTH COUNTIES

	Rates	Fringes
BRICKLAYER.....	\$ 44.50	26.96

* BRWI0006-002 06/01/2023

ADAMS, CLARK, FOREST, LANGLADE, LINCOLN, MARATHON, MENOMINEE, ONEIDA, PORTAGE, PRICE, TAYLOR, VILAS AND WOOD COUNTIES

	Rates	Fringes
BRICKLAYER.....	\$ 40.08	25.98

* BRWI0007-002 06/01/2023

GREEN, LAFAYETTE, AND ROCK COUNTIES

	Rates	Fringes
BRICKLAYER.....	\$ 40.95	26.80

* BRWI0008-002 06/05/2023

MILWAUKEE, OZAUKEE, WASHINGTON, AND WAUKESHA COUNTIES

	Rates	Fringes
BRICKLAYER.....	\$ 44.96	25.67

* BRWI0011-002 06/01/2023

CALUMET, FOND DU LAC, MANITOWOC, AND SHEBOYGAN COUNTIES

	Rates	Fringes
BRICKLAYER.....	\$ 40.00	26.06

* BRWI0019-002 06/01/2023

BARRON, BUFFALO, BURNETT, CHIPPEWA, DUNN, EAU CLAIRE, PEPIN, PIERCE, POLK, RUSK, ST. CROIX, SAWYER AND WASHBURN COUNTIES

	Rates	Fringes
BRICKLAYER.....	\$ 39.32	26.74

* BRWI0034-002 06/01/2023

COLUMBIA AND SAUK COUNTIES

	Rates	Fringes
BRICKLAYER.....	\$ 41.56	26.19

CARP0068-011 05/02/2022

BURNETT (W. of Hwy 48), PIERCE (W. of Hwy 29), POLK (W. of Hwys 35, 48 & 65), AND ST. CROIX (W. of Hwy 65) COUNTIES

	Rates	Fringes
Carpenter & Piledrivermen.....	\$ 41.19	27.05

* CARP0264-003 06/05/2023

KENOSHA, MILWAUKEE, OZAUKEE, RACINE, WAUKESHA, AND WASHINGTON

COUNTIES

	Rates	Fringes
CARPENTER.....	\$ 41.91	29.72

* CARP0310-002 06/05/2023

Ashland, Bayfield, Forest, Iron, Langlade, Lincoln, Marathon, Oneida, Shawano, Taylor and Vilas

	Rates	Fringes
CARPENTER.....	\$ 38.86	27.06
Piledriver.....	\$ 39.43	27.02

* CARP0314-001 06/05/2023

Columbia, Dane, Dodge, Grant, Green, Iowa, Jefferson, Lafayette, Richland, Rock, Sauk and Walworth

	Rates	Fringes
CARPENTER.....	\$ 38.86	27.06
Piledriver.....	\$ 39.43	27.02

CARP0361-004 05/01/2018

BAYFIELD (West of Hwy 63) AND DOUGLAS COUNTIES

	Rates	Fringes
CARPENTER.....	\$ 36.15	20.43

* CARP0731-002 06/05/2023

Calumet (Eastern portion of the County), Fond Du Lac, Manitowoc and Sheboygan

	Rates	Fringes
CARPENTER.....	\$ 38.86	27.06
Piledriver.....	\$ 39.43	27.02

* CARP0804-001 06/05/2023

Adams, Juneau, Portage and Wood

	Rates	Fringes
CARPENTER.....	\$ 38.86	27.06
Piledriver.....	\$ 39.43	27.02

* CARP0955-002 06/05/2023

Calumet (western portion of County), Fond Du Lac, Green Lake, Marquette, Outagamie and Winnebago

Rates Fringes

CARPENTER.....	\$ 38.86	27.06
PILEDRIVER.....	\$ 39.43	27.02

* CARP1056-002 06/01/2023

	Rates	Fringes
--	-------	---------

MILLWRIGHT.....	\$ 40.00	27.77
-----------------	----------	-------

* CARP1074-002 06/05/2023

Barron, Burnett, Chippewa, Clark, Dunn, Eau Claire, Pepin, Pierce, Polk, Rusk, Sawyer, St. Croix and Washburn

	Rates	Fringes
--	-------	---------

CARPENTER.....	\$ 38.86	27.06
PILEDRIVER.....	\$ 39.43	27.02

* CARP1143-002 06/05/2023

BUFFALO, CRAWFORD, JACKSON, LA CROSSE, MONROE, TREMPLEAU AND VERNON COUNTIES

	Rates	Fringes
--	-------	---------

CARPENTER.....	\$ 38.86	27.06
PILEDRIVER.....	\$ 39.43	27.02

* CARP1146-002 06/05/2023

Brown, Door, Florence, Kewaunee, Marinette, Menominee and Shawano

	Rates	Fringes
--	-------	---------

CARPENTER.....	\$ 38.86	27.06
PILEDRIVER.....	\$ 39.43	27.02

* CARP2337-009 06/05/2023

KENOSHA, MILWAUKEE, OZAUKEE, RACINE, WASHINGTON, AND WAUKESHA

	Rates	Fringes
--	-------	---------

PILEDRIVERMAN.....	\$ 39.22	34.01
--------------------	----------	-------

ELEC0014-002 12/25/2022

ASHLAND, BARRON, BAYFIELD, BUFFALO, BURNETT, CHIPPEWA, CLARK (except Maryville, Colby, Unity, Sherman, Fremont, Lynn & Sherwood), CRAWFORD, DUNN, EAU CLAIRE, GRANT, IRON, JACKSON, LA CROSSE, MONROE, PEPIN, PIERCE, POLK, PRICE, RICHLAND, RUSK, ST CROIX, SAWYER, TAYLOR, TREMPLEAU, VERNON, AND WASHBURN COUNTIES

	Rates	Fringes
--	-------	---------

Electricians:.....	\$ 39.25	22.34
--------------------	----------	-------

ELEC0014-007 05/29/2022

REMAINING COUNTIES

	Rates	Fringes
Teledata System Installer		
Installer/Technician.....	\$ 29.63	3%+16.18

Low voltage construction, installation, maintenance and removal of teledata facilities (voice, data, and video) including outside plant, telephone and data inside wire, interconnect, terminal equipment, central offices, PABX, fiber optic cable and equipment, micro waves, V-SAT, bypass, CATV, WAN (wide area networks), LAN (local area networks), and ISDN (integrated systems digital network).

 ELEC0127-002 06/01/2023

KENOSHA COUNTY

	Rates	Fringes
Electricians:.....	\$ 46.05	30%+13.15

 ELEC0158-002 05/30/2021

BROWN, DOOR, KEWAUNEE, MANITOWOC (except Schleswig), MARINETTE(Wausuakee and area South thereof), OCONTO, MENOMINEE (East of a line 6 miles West of the West boundary of Oconto County), SHAWANO (Except Area North of Townships of Aniwa and Hutchins) COUNTIES

	Rates	Fringes
ELECTRICIAN.....	\$ 36.14	29.75%+10.26

 ELEC0159-003 05/30/2021

COLUMBIA, DANE, DODGE (Area West of Hwy 26, except Chester and Emmet Townships), GREEN, LAKE (except Townships of Berlin, Seneca, and St. Marie), IOWA, MARQUETTE (except Townships of Neshkoka, Crystal Lake, Newton, and Springfield), and SAUK COUNTIES

	Rates	Fringes
ELECTRICIAN.....	\$ 43.38	23.13

 ELEC0219-004 06/01/2019

FLORENCE COUNTY (Townships of Aurora, Commonwealth, Fern, Florence and Homestead) AND MARINETTE COUNTY (Township of Niagara)

	Rates	Fringes
Electricians:		
Electrical contracts over		
\$180,000.....	\$ 33.94	21.80
Electrical contracts under		
\$180,000.....	\$ 31.75	21.73

ELEC0242-005 05/30/2021

DOUGLAS COUNTY

	Rates	Fringes
Electricians:.....	\$ 41.37	69.25%

* ELEC0388-002 06/01/2023

ADAMS, CLARK (Colby, Freemont, Lynn, Mayville, Sherman, Sherwood, Unity), FOREST, JUNEAU, LANGLADE, LINCOLN, MARATHON, MARINETTE (Beecher, Dunbar, Goodman & Pembine), MENOMINEE (Area West of a line 6 miles West of the West boundary of Oconto County), ONEIDA, PORTAGE, SHAWANO (Aniwa and Hutchins), VILAS AND WOOD COUNTIES

	Rates	Fringes
Electricians:.....	\$ 38.74	26%+11.76

ELEC0430-002 06/01/2023

RACINE COUNTY (Except Burlington Township)

	Rates	Fringes
Electricians:.....	\$ 46.70	25.02

ELEC0494-005 06/01/2022

MILWAUKEE, OZAUKEE, WASHINGTON, AND WAUKESHA COUNTIES

	Rates	Fringes
Electricians:.....	\$ 46.38	25.86

ELEC0494-006 06/01/2021

CALUMET (Township of New Holstein), DODGE (East of Hwy 26 including Chester Township), FOND DU LAC, MANITOWOC (Schleswig), and SHEBOYGAN COUNTIES

	Rates	Fringes
Electricians:.....	\$ 37.91	22.74

ELEC0494-013 05/29/2022

DODGE (East of Hwy 26 including Chester Twp, excluding Emmet Twp), FOND DU LAC (Except Waupun), MILWAUKEE, OZAUKEE, MANITOWOC (Schleswig), WASHINGTON, AND WAUKESHA COUNTIES

	Rates	Fringes
Sound & Communications		
Installer.....	\$ 22.39	18.80
Technician.....	\$ 33.19	21.12

Installation, testing, maintenance, operation and servicing of all sound, intercom, telephone interconnect, closed

circuit TV systems, radio systems, background music systems, language laboratories, electronic carillon, antenna distribution systems, clock and program systems and low-voltage systems such as visual nurse call, audio/visual nurse call systems, doctors entrance register systems. Includes all wire and cable carrying audio, visual, data, light and radio frequency signals. Includes the installation of conduit, wiremold, or raceways in existing structures that have been occupied for six months or more where required for the protection of the wire or cable, but does not mean a complete conduit or raceway system. work covered does not include the installation of conduit, wiremold or any raceways in any new construction, or the installation of power supply outlets by means of which external electric power is supplied to any of the foregoing equipment or products

 ELEC0577-003 06/01/2022

CALUMET (except Township of New Holstein), GREEN LAKE (N. part including Townships of Berlin, St Marie, and Seneca), MARQUETTE (N. part including Townships of Crystal Lake, Neshkoro, Newton, and Springfield), OUTAGAMIE, WAUPACA, WAUSHARA, AND WINNEBAGO COUNTIES

	Rates	Fringes
Electricians:.....	\$ 37.41	29.50%+10.00

 ELEC0890-003 06/01/2022

DODGE (Emmet Township only), GREEN, JEFFERSON, LAFAYETTE, RACINE (Burlington Township), ROCK AND WALWORTH COUNTIES

	Rates	Fringes
Electricians:.....	\$ 40.70	25.95%+11.26

 ELEC0953-001 06/02/2019

	Rates	Fringes
Line Construction:		
(1) Lineman.....	\$ 47.53	21.43
(2) Heavy Equipment Operator.....	\$ 42.78	19.80
(3) Equipment Operator.....	\$ 38.02	18.40
(4) Heavy Groundman Driver..	\$ 33.27	16.88
(5) Light Groundman Driver..	\$ 30.89	16.11
(6) Groundsman.....	\$ 26.14	14.60

 ENGI0139-005 06/01/2023

	Rates	Fringes
Power Equipment Operator		
Group 1.....	\$ 43.77	27.40
Group 2.....	\$ 43.27	27.40
Group 3.....	\$ 42.77	27.40
Group 4.....	\$ 42.51	27.40
Group 5.....	\$ 42.22	27.40
Group 6.....	\$ 36.32	27.40

HAZARDOUS WASTE PREMIUMS:

EPA Level ""A"" protection - \$3.00 per hour
 EPA Level ""B"" protection - \$2.00 per hour
 EPA Level ""C"" protection - \$1.00 per hour

POWER EQUIPMENT OPERATORS CLASSIFICATIONS

GROUP 1: Cranes, tower cranes, and derricks with or without attachments with a lifting capacity of over 100 tons; or cranes, tower cranes, and derricks with boom, leads and/or jib lengths measuring 176 feet or longer.

GROUP 2: Cranes, tower cranes and derricks with or without attachments with a lifting capacity of 100 tons or less; or cranes, tower cranes, and derricks with boom, leads, and/or jibs lengths measuring 175 feet or under and Backhoes (excavators) weighing 130,000 lbs and over; caisson rigs; pile driver; dredge operator; dredge engineer; Boat Pilot.

GROUP 3: Mechanic or welder - Heavy duty equipment; cranes with a lifting capacity of 25 tons or under; concrete breaker (manual or remote); vibratory/sonic concrete breaker; concrete laser screed; concrete slipform paver; concrete batch plant operator; concrete pvt. spreader - heavy duty (rubber tired); concrete spreader & distributor; automatic subgrader (concrete); concrete grinder & planing machine; concrete slipform curb & gutter machine; slipform concrete placer; tube finisher; hydro blaster (10,000 psi & over); bridge paver; concrete conveyor system; concrete pump; Rotec type Conveyor; stabilizing mixer (self-propelled); shoulder widener; asphalt plant engineer; bituminous paver; bump cutter & grooving machine; milling machine; screed (bituminous paver); asphalt heater, planer & scarifier; Backhoes (excavators) weighing under 130,000 lbs; grader or motor patrol; tractor (scraper, dozer, pusher, loader); scraper - rubber tired (single or twin engine); endloader; hydraulic backhoe (tractor type); trenching machine; skid rigs; tractor, side boom (heavy); drilling or boring machine (mechanical heavy); roller over 5 tons; percussion or rotary drilling machine; air track; blaster; loading machine (conveyor); tugger; boatmen; winches & A-frames; post driver; material hoist.

GROUP 4: Greaser, roller steel (5 tons or less); roller (pneumatic tired) - self propelled; tractor (mounted or towed compactors & light equipment); shouldering machine; self-propelled chip spreader; concrete spreader; finishing machine; mechanical float; curing machine; power subgrader; joint sawer (multiple blade) belting machine; burlap machine; texturing machine; tractor endloader (rubber tired) - light; jeep digger; forklift; mulcher; launch operator; fireman, environmental burner

GROUP 5: Air compressor; power pack; vibrator hammer and extractor; heavy equipment, leadman; tank car heaters; stump chipper; curb machine operator; Concrete proportioning plants; generators; mudjack operator; rock breaker; crusher or screening plant; screed (milling machine); automatic belt conveyor and surge bin; pug mill operator; Oiler, pump (over 3 inches); Drilling Machine Tender, day light machine

GROUP 6: Off-road material hauler with or without ejector.

IRON0008-002 06/01/2023

BROWN, CALUMET, DOOR, FOND DU LAC, KEWAUNEE, MANITOWOC,
MARINETTE, OCONTO, OUTAGAMI, SHAWANO, SHEBOYGAN, AND WINNEBAGO
COUNTIES:

	Rates	Fringes
IRONWORKER.....	\$ 43.40	30.67

Paid Holidays: New Year's Day, Memorial Day, July 4th, Labor
Day, Thanksgiving Day & Christmas Day.

IRON0008-003 06/01/2023

KENOSHA, MILWAUKEE, OZAUKEE, RACINE, WALWORTH (N.E. 2/3),
WASHINGTON, AND WAUKESHA COUNTIES

	Rates	Fringes
IRONWORKER.....	\$ 41.73	30.67

Paid Holidays: New Year's Day, Memorial Day, July 4th, Labor
Day, Thanksgiving Day & Christmas Day.

IRON0383-001 06/01/2023

ADAMS, COLUMBIA, CRAWFORD, DANE, DODGE, FLORENCE, FOREST,
GRANT, GREENE, (Excluding S.E. tip), GREEN LAKE, IOWA,
JEFFERSON, JUNEAU, LA CROSSE, LAFAYETTE, LANGLADE, MARATHON,
MARQUETTE, MENOMINEE, MONROE, PORTAGE, RICHLAND, ROCK (Northern
area, vicinity of Edgerton and Milton), SAUK, VERNON, WAUPACA,
WAUSHARA, AND WOOD COUNTIES

	Rates	Fringes
IRONWORKER.....	\$ 41.00	30.13

* IRON0498-005 06/01/2023

GREEN (S.E. 1/3), ROCK (South of Edgerton and Milton), and
WALWORTH (S.W. 1/3) COUNTIES:

	Rates	Fringes
IRONWORKER.....	\$ 45.18	47.08

* IRON0512-008 04/30/2023

BARRON, BUFFALO, CHIPPEWA, CLARK, DUNN, EAU CLAIRE, JACKSON,
PEPIN, PIERCE, POLK, RUSK, ST CROIX, TAYLOR, AND TREMPLEAU
COUNTIES

	Rates	Fringes
IRONWORKER.....	\$ 43.00	34.11

* IRON0512-021 04/30/2023

ASHLAND, BAYFIELD, BURNETT, DOUGLAS, IRON, LINCOLN, ONEIDA,
PRICE, SAWYER, VILAS AND WASHBURN COUNTIES

	Rates	Fringes
IRONWORKER.....	\$ 39.14	34.00

LAB00113-002 06/01/2023

MILWAUKEE AND WAUKESHA COUNTIES

	Rates	Fringes
LABORER		
Group 1.....	\$ 33.56	23.86
Group 2.....	\$ 33.71	23.86
Group 3.....	\$ 33.91	23.86
Group 4.....	\$ 34.06	23.86
Group 5.....	\$ 34.21	23.86
Group 6.....	\$ 30.05	23.86

LABORERS CLASSIFICATIONS

GROUP 1: General Laborer; Tree Trimmer; Conduit Layer; Demolition and Wrecking Laborer; Guard Rail, Fence, and Bridge Builder; Landscaper; Multiplate Culvert Assembler; Stone Handler; Bituminous Worker (Shoveler, Loader, and Utility Man); Batch Truck Dumper or Cement Handler; Bituminous Worker (Dumper, Ironer, Smoother, and Tamper); Concrete Handler

GROUP 2: Air Tool Operator; Joint Sawyer and Filler (Pavement); Vibrator or Tamper Operator (Mechanical Hand Operated); Chain Saw Operator; Demolition Burning Torch Laborer

GROUP 3: Bituminous Worker (Raker and Luteman); Formsetter (Curb, Sidewalk, and Pavement); Strike Off Man

GROUP 4: Line and Grade Specialist

GROUP 5: Blaster and Powderman

GROUP 6: Flagperson; traffic control person

LAB00113-003 06/01/2023

OZAUKEE AND WASHINGTON COUNTIES

	Rates	Fringes
LABORER		
Group 1.....	\$ 32.81	23.86
Group 2.....	\$ 32.91	23.86
Group 3.....	\$ 32.96	23.86
Group 4.....	\$ 33.16	23.86
Group 5.....	\$ 33.01	23.86
Group 6.....	\$ 29.90	23.86

LABORERS CLASSIFICATIONS

GROUP 1: General Laborer; Tree Trimmer; Conduit Layer; Demolition and Wrecking Laborer; Guard Rail, Fence, and Bridge Builder; Landscaper; Multiplate Culvert Assembler; Stone Handler; Bituminous Worker (Shoveler, Loader, and Utility Man); Batch Truck Dumper or Cement Handler; Bituminous Worker (Dumper, Ironer, Smoother, and Tamper); Concrete Handler

GROUP 2: Air Tool Operator; Joint Sawyer and Filler (Pavement); Vibrator or Tamper Operator (Mechanical Hand Operated);

GROUP 3: Bituminous Worker (Raker and Luteman); Formsetter (Curb, Sidewalk, and Pavement); Strike Off Man

GROUP 4: Line and Grade Specialist

GROUP 5: Blaster; powderman

GROUP 6: Flagperson and Traffic Control Person

LAB00113-011 06/01/2023

KENOSHA AND RACINE COUNTIES

	Rates	Fringes
LABORER		
Group 1.....	\$ 32.62	23.86
Group 2.....	\$ 32.77	23.86
Group 3.....	\$ 32.97	23.86
Group 4.....	\$ 32.94	23.86
Group 5.....	\$ 33.27	23.86
Group 6.....	\$ 29.76	23.86

LABORERS CLASSIFICATIONS:

GROUP 1: General laborer; Tree Trimmer; Conduit Layer; Demolition and Wrecking Laborer; Guard Rail, Fence, and Bridge Builder; Landscaper; Multiplate Culvert Assembler; Stone Handler; Bituminous Worker (Shoveler, Loader, and Utility Man); Batch Truck Dumper or Cement Handler; Bituminous worker (Dumper, Ironer, Smoother, and Tamper); Concrete Handler

GROUP 2: Air Tool Operator; Joint Sawyer and Filler (Pavement); Vibrator or Tamper Operator (Mechanical Hand Operated); Chain Saw Operator; Demolition Burning Torch Laborer

GROUP 3: Bituminous Worker (Raker and Luteman); Formsetter (Curb, Sidewalk, and Pavement); Strike Off Man

GROUP 4: Line and Grade Specialist

GROUP 5: Blaster and Powderman

GROUP 6: Flagman; traffic control person

LAB00140-002 06/01/2023

ADAMS, ASHLAND, BARRON, BAYFIELD, BROWN, BUFFALO, BURNETT, CALUMET, CHIPPEWA, CLARK, COLUMBIA, CRAWFORD, DODGE, DOOR,

DOUGLAS, DUNN, EAU CLAIRE, FLORENCE, FOND DU LAC, FOREST, GRANT, GREEN, GREEN LAKE, IRON, JACKSON, JUNEAU, IOWA, JEFFERSON, KEWAUNEE, LA CROSSE, LAFAYETTE, LANGLADE, LINCOLN, MANITOWOC, MARATHON, MARINETTE, MARQUETTE, MENOMINEE, MONROE, OCONTO, ONEIDA, OUTAGAMIE, PEPIN, PIERCE, POLK, PORTAGE, PRICE, RICHLAND, ROCK, RUSK, SAUK, SAWYER, SHAWANO, SHEBOYGAN, ST. CROIX, TAYLOR, TREMPLEAU, VERNON, VILLAS, WALWORTH, WASHBURN, WAUPACA, WAUSHARA, WINNEBAGO, AND WOOD COUNTIES

	Rates	Fringes
LABORER		
Group 1.....	\$ 37.57	19.25
Group 2.....	\$ 37.67	19.25
Group 3.....	\$ 37.72	19.25
Group 4.....	\$ 37.92	19.25
Group 5.....	\$ 37.77	19.25
Group 6.....	\$ 34.20	19.25

LABORER CLASSIFICATIONS

GROUP 1: General Laborer; Tree Trimmer; Conduit Layer; Demolition and Wrecking Laborer; Guard Rail, Fence, and Bridge Builder; Landscaper; Multiplate Culvert Assembler; Stone Handler; Bituminous Worker (Shoveler, Loader, and Utility Man); Batch Truck Dumper or Cement Handler; Bituminous Worker (Dumper, Ironer, Smoother and Tamper); Concrete Handler

GROUP 2: Air Tool Operator; Joint Sawyer and Filler (Pavement); Vibrator or Tamper Operator (Mechanical Hand Operated); Chain Saw Operator, Demolition Burning Torch Laborer

GROUP 3: Bituminous Worker (Raker and Luteman); Formsetter (Curb, Sidewalk and Pavement); Strike Off Man

GROUP 4: Line and Grade Specialist

GROUP 5: Blaster; powderman

GROUP 6: Flagperson; Traffic Control

LAB00464-003 06/01/2023

DANE COUNTY

	Rates	Fringes
LABORER		
Group 1.....	\$ 37.85	19.25
Group 2.....	\$ 37.95	19.25
Group 3.....	\$ 38.00	19.25
Group 4.....	\$ 38.20	19.25
Group 5.....	\$ 38.05	19.25
Group 6.....	\$ 34.20	19.25

LABORERS CLASSIFICATIONS:

GROUP 1: General Laborer; Tree Trimmer; Conduit Layer; Demolition and Wrecking Laborer; Guard Rail, Fence, and Bridge Builder; Landscaper; Multiplate Culvert Assembler; Stone Handler; Bituminous Worker (Shoveler, Loader, and

Utility Man); Batch Truck Dumper or Cement Handler;
Bituminous Worker (Dumper, Ironer, Smoother, and Tamper);
Concrete Handler

GROUP 2: Air Tool Operator; Joint Sawyer and Filler
(Pavement); Vibrator or Tamper Operator (Mechanical Hand
Operated); Chain Saw Operator; Demolition Burning Torch
Laborer

GROUP 3: Bituminous Worker (Raker and Luteman); Formsetter
(Curb, Sidewalk, and Pavement); Strike Off Man

GROUP 4: Line and Grade Specialist

GROUP 5: Blaster; Powderman

GROUP 6: Flagperson and Traffic Control Person

PAIN0106-008 05/01/2023

ASHLAND, BAYFIELD, BURNETT, AND DOUGLAS COUNTIES

	Rates	Fringes
Painters:		
New:		
Brush, Roller.....	\$ 34.59	24.84
Spray, Sandblast, Steel....	\$ 35.19	24.84
Repaint:		
Brush, Roller.....	\$ 33.09	24.84
Spray, Sandblast, Steel....	\$ 33.69	24.84

PAIN0108-002 06/01/2023

RACINE COUNTY

	Rates	Fringes
Painters:		
Brush, Roller.....	\$ 41.04	21.95
Spray & Sandblast.....	\$ 42.04	21.95

PAIN0259-002 05/01/2008

BARRON, CHIPPEWA, DUNN, EAU CLAIRE, PEPIN, PIERCE, POLK, RUSK,
SAWYER, ST. CROIX, AND WASHBURN COUNTIES

	Rates	Fringes
PAINTER.....	\$ 24.11	12.15

PAIN0259-004 05/01/2015

BUFFALO, CRAWFORD, JACKSON, LA CROSSE, MONROE, TREMPLEAU, AND
VERNON COUNTIES

	Rates	Fringes
PAINTER.....	\$ 22.03	12.45

PAIN0781-002 06/01/2023

JEFFERSON, MILWAUKEE, OZAUKEE, WASHINGTON, AND WAUKESHA COUNTIES

Rates Fringes

Painters:

Bridge.....	\$ 39.84	24.86
Brush.....	\$ 39.09	24.86
Spray & Sandblast.....	\$ 39.84	24.86

PAIN0802-002 06/01/2023

COLUMBIA, DANE, DODGE, GRANT, GREEN, IOWA, LAFAYETTE, RICHLAND, ROCK, AND SAUK COUNTIES

Rates Fringes

PAINTER

Brush.....	\$ 35.00	20.62
------------	----------	-------

PREMIUM PAY:

Structural Steel, Spray, Bridges = \$1.00 additional per hour.

PAIN0802-003 06/01/2023

ADAMS, BROWN, CALUMET, CLARK, DOOR, FOND DU LAC, FOREST, GREEN LAKE, IRON, JUNEAU, KEWAUNEE, LANGLADE, LINCOLN, MANITOWOC, MARATHON, MARINETTE, MARQUETTE, MENOMINEE, OCONTO, ONEIDA, OUTAGAMIE, PORTAGE, PRICE, SHAWANO, SHEBOYGAN, TAYLOR, VILAS, WAUSHARA, WAUPACA, WINNEBAGO, AND WOOD COUNTIES

Rates Fringes

PAINTER.....	\$ 35.00	20.62
--------------	----------	-------

PAIN0934-001 06/01/2022

KENOSHA AND WALWORTH COUNTIES

Rates Fringes

Painters:

Brush.....	\$ 36.70	24.69
Spray.....	\$ 37.70	24.69
Structural Steel.....	\$ 36.85	24.69

PAIN1011-002 06/06/2021

FLORENCE COUNTY

Rates Fringes

Painters:.....	\$ 26.71	14.38
----------------	----------	-------

PLAS0599-002 06/01/2023

Rates Fringes

CEMENT MASON/CONCRETE FINISHER

Area A.....	\$ 45.17	27.27
Area B.....	\$ 39.97	25.02
Area C.....	\$ 40.40	25.25

Area D.....	\$ 41.16	24.49
Area E.....	\$ 40.50	25.14
Area F.....	\$ 36.98	28.67

AREA DESCRIPTIONS

AREA A: ASHLAND, BURNETT, BAYFIELD, DOUGLAS, IRON, PRICE, SAWYER, AND WASHBURN COUNTIES

AREA B: ADAMS, BARRON, BROWN, CALUMET, CHIPPEWA, CLARK, COLUMBIA, DODGE, DOOR, DUNN, FLORENCE, FOND DU LAC, FOREST, GREEN LAKE, JEFFERSON, KEWAUNEE, LANGLADE, LINCOLN, MANITOWOC, MARATHON, MARINETTE, MARQUETTE, MENOMINEE, OCONTO, ONEIDA, OUTAGAMIE, POLK, PORTAGE, RUSK, ST. CROIX, SAUK, SHAWANO, SHEBOYGAN, TAYLOR, VILAS, WALWORTH, WAUPACA, WAUSHARA, WINNEBAGO, AND WOOD COUNTIES

AREA C: BUFFALO, CRAWFORD, EAU CLAIRE, JACKSON, JUNEAU, LA CROSSE, MONROE, PEPIN, PIERCE, RICHLAND, TREMPLEAU, AND VERNON COUNTIES

AREA D: MILWAUKEE, OZAUKEE, WASHINGTON, AND WAUKESHA COUNTIES

AREA E: DANE, GRANT, GREEN, IOWA, LAFAYETTE, AND ROCK COUNTIES

AREA F: KENOSHA AND RACINE COUNTIES

TEAM0039-001 06/01/2023

	Rates	Fringes
TRUCK DRIVER		
1 & 2 Axles.....	\$ 35.57	26.09
3 or more Axles; Euclids, Dumpton & Articulated, Truck Mechanic.....	\$ 35.72	26.09

WELDERS - Receive rate prescribed for craft performing operation to which welding is incidental.

=====
Note: Executive Order (EO) 13706, Establishing Paid Sick Leave for Federal Contractors applies to all contracts subject to the Davis-Bacon Act for which the contract is awarded (and any solicitation was issued) on or after January 1, 2017. If this contract is covered by the EO, the contractor must provide employees with 1 hour of paid sick leave for every 30 hours they work, up to 56 hours of paid sick leave each year. Employees must be permitted to use paid sick leave for their own illness, injury or other health-related needs, including preventive care; to assist a family member (or person who is like family to the employee) who is ill, injured, or has other health-related needs, including preventive care; or for reasons resulting from, or to assist a family member (or person who is like family to the employee) who is a victim of, domestic violence, sexual assault, or stalking. Additional information on contractor requirements and worker protections under the EO is available at <https://www.dol.gov/agencies/whd/government-contracts>.

Unlisted classifications needed for work not included within

the scope of the classifications listed may be added after award only as provided in the labor standards contract clauses (29CFR 5.5 (a) (1) (ii)).

The body of each wage determination lists the classification and wage rates that have been found to be prevailing for the cited type(s) of construction in the area covered by the wage determination. The classifications are listed in alphabetical order of ""identifiers"" that indicate whether the particular rate is a union rate (current union negotiated rate for local), a survey rate (weighted average rate) or a union average rate (weighted union average rate).

Union Rate Identifiers

A four letter classification abbreviation identifier enclosed in dotted lines beginning with characters other than ""SU"" or ""UAVG"" denotes that the union classification and rate were prevailing for that classification in the survey. Example: PLUM0198-005 07/01/2014. PLUM is an abbreviation identifier of the union which prevailed in the survey for this classification, which in this example would be Plumbers. 0198 indicates the local union number or district council number where applicable, i.e., Plumbers Local 0198. The next number, 005 in the example, is an internal number used in processing the wage determination. 07/01/2014 is the effective date of the most current negotiated rate, which in this example is July 1, 2014.

Union prevailing wage rates are updated to reflect all rate changes in the collective bargaining agreement (CBA) governing this classification and rate.

Survey Rate Identifiers

Classifications listed under the ""SU"" identifier indicate that no one rate prevailed for this classification in the survey and the published rate is derived by computing a weighted average rate based on all the rates reported in the survey for that classification. As this weighted average rate includes all rates reported in the survey, it may include both union and non-union rates. Example: SULA2012-007 5/13/2014. SU indicates the rates are survey rates based on a weighted average calculation of rates and are not majority rates. LA indicates the State of Louisiana. 2012 is the year of survey on which these classifications and rates are based. The next number, 007 in the example, is an internal number used in producing the wage determination. 5/13/2014 indicates the survey completion date for the classifications and rates under that identifier.

Survey wage rates are not updated and remain in effect until a new survey is conducted.

Union Average Rate Identifiers

Classification(s) listed under the UAVG identifier indicate that no single majority rate prevailed for those classifications; however, 100% of the data reported for the classifications was union data. EXAMPLE: UAVG-OH-0010 08/29/2014. UAVG indicates that the rate is a weighted union average rate. OH indicates the state. The next number, 0010 in

the example, is an internal number used in producing the wage determination. 08/29/2014 indicates the survey completion date for the classifications and rates under that identifier.

A UAVG rate will be updated once a year, usually in January of each year, to reflect a weighted average of the current negotiated/CBA rate of the union locals from which the rate is based.

WAGE DETERMINATION APPEALS PROCESS

1.) Has there been an initial decision in the matter? This can be:

- * an existing published wage determination
- * a survey underlying a wage determination
- * a Wage and Hour Division letter setting forth a position on a wage determination matter
- * a conformance (additional classification and rate) ruling

On survey related matters, initial contact, including requests for summaries of surveys, should be with the Wage and Hour National Office because National Office has responsibility for the Davis-Bacon survey program. If the response from this initial contact is not satisfactory, then the process described in 2.) and 3.) should be followed.

With regard to any other matter not yet ripe for the formal process described here, initial contact should be with the Branch of Construction Wage Determinations. Write to:

Branch of Construction Wage Determinations
Wage and Hour Division
U.S. Department of Labor
200 Constitution Avenue, N.W.
Washington, DC 20210

2.) If the answer to the question in 1.) is yes, then an interested party (those affected by the action) can request review and reconsideration from the Wage and Hour Administrator (See 29 CFR Part 1.8 and 29 CFR Part 7). Write to:

Wage and Hour Administrator
U.S. Department of Labor
200 Constitution Avenue, N.W.
Washington, DC 20210

The request should be accompanied by a full statement of the interested party's position and by any information (wage payment data, project description, area practice material, etc.) that the requestor considers relevant to the issue.

3.) If the decision of the Administrator is not favorable, an interested party may appeal directly to the Administrative Review Board (formerly the Wage Appeals Board). Write to:

Administrative Review Board
U.S. Department of Labor
200 Constitution Avenue, N.W.
Washington, DC 20210

4.) All decisions by the Administrative Review Board are final.

=====

END OF GENERAL DECISION

..

"General Decision Number: WI20230008 10/13/2023

Superseded General Decision Number: WI20220008

State: Wisconsin

Construction Types: Heavy (Sewer and Water Line and Tunnel)

Counties: Wisconsin Statewide.

TUNNEL, SEWER & WATER LINE CONSTRUCTION PROJECTS

Note: Contracts subject to the Davis-Bacon Act are generally required to pay at least the applicable minimum wage rate required under Executive Order 14026 or Executive Order 13658. Please note that these Executive Orders apply to covered contracts entered into by the federal government that are subject to the Davis-Bacon Act itself, but do not apply to contracts subject only to the Davis-Bacon Related Acts, including those set forth at 29 CFR 5.1(a)(2)-(60).

<p>If the contract is entered into on or after January 30, 2022, or the contract is renewed or extended (e.g., an option is exercised) on or after January 30, 2022:</p>	<ul style="list-style-type: none"> . Executive Order 14026 generally applies to the contract. . The contractor must pay all covered workers at least \$16.20 per hour (or the applicable wage rate listed on this wage determination, if it is higher) for all hours spent performing on the contract in 2023.
<p>If the contract was awarded on or between January 1, 2015 and January 29, 2022, and the contract is not renewed or extended on or after January 30, 2022:</p>	<ul style="list-style-type: none"> . Executive Order 13658 generally applies to the contract. . The contractor must pay all covered workers at least \$12.15 per hour (or the applicable wage rate listed on this wage determination, if it is higher) for all hours spent performing on that contract in 2023.

The applicable Executive Order minimum wage rate will be adjusted annually. If this contract is covered by one of the Executive Orders and a classification considered necessary for performance of work on the contract does not appear on this wage determination, the contractor must still submit a conformance request.

Additional information on contractor requirements and worker protections under the Executive Orders is available at <http://www.dol.gov/whd/govcontracts>.

Modification Number	Publication Date
0	01/06/2023
1	01/13/2023

2	01/20/2023
3	03/31/2023
4	04/07/2023
5	06/09/2023
6	06/16/2023
7	06/23/2023
8	07/07/2023
9	07/14/2023
10	08/18/2023
11	09/01/2023
12	09/08/2023
13	10/13/2023

* BRWI0001-002 06/01/2023

CRAWFORD, JACKSON, JUNEAU, LA CROSSE, MONROE, TREMPLEAU, AND VERNON COUNTIES

	Rates	Fringes
BRICKLAYER.....	\$ 40.18	25.88

* BRWI0002-002 06/01/2023

ASHLAND, BAYFIELD, DOUGLAS, AND IRON COUNTIES

	Rates	Fringes
BRICKLAYER.....	\$ 47.10	25.16

* BRWI0002-005 06/01/2023

ADAMS, ASHLAND, BARRON, BROWN, BURNETT, CALUMET, CHIPPEWA, CLARK, COLUMBIA, DODGE, DOOR, DUNN, FLORENCE, FOND DU LAC, FOREST, GREEN LAKE, IRON, JEFFERSON, KEWAUNEE, LANGLADE, LINCOLN, MANITOWOC, MARATHON, MARINETTE, MARQUETTE, MENOMINEE, OCONTO, ONEIDA, OUTAGAMIE, POLK, PORTAGE, RUSK, ST CROIX, SAUK, SHAWANO, SHEBOYGAN, TAYLOR, VILAS, WALWORTH, WAUPACA, WAUSHARA, WINNEBAGO, AND WOOD COUNTIES

	Rates	Fringes
CEMENT MASON/CONCRETE FINISHER...	\$ 39.97	25.02

* BRWI0003-002 06/01/2023

BROWN, DOOR, FLORENCE, KEWAUNEE, MARINETTE, AND OCONTO COUNTIES

	Rates	Fringes
BRICKLAYER.....	\$ 40.00	26.06

* BRWI0004-002 06/01/2023

KENOSHA, RACINE, AND WALWORTH COUNTIES

	Rates	Fringes
BRICKLAYER.....	\$ 44.50	26.96

* BRWI0006-002 06/01/2023

ADAMS, CLARK, FOREST, LANGLADE, LINCOLN, MARATHON, MENOMINEE,

ONEIDA, PORTAGE, PRICE, TAYLOR, VILAS AND WOOD COUNTIES

	Rates	Fringes
BRICKLAYER.....	\$ 40.08	25.98

* BRWI0007-002 06/01/2023		

GREEN, LAFAYETTE, AND ROCK COUNTIES

	Rates	Fringes
BRICKLAYER.....	\$ 40.95	26.80

* BRWI0008-002 06/05/2023		

MILWAUKEE, OZAUKEE, WASHINGTON, AND WAUKESHA COUNTIES

	Rates	Fringes
BRICKLAYER.....	\$ 44.96	25.67

* BRWI0009-001 06/01/2023		

GREEN LAKE, MARQUETTE, OUTAGAMIE, SHAWANO, WAUPACA, WASHARA, AND WINNEBAGO COUNTIES

	Rates	Fringes
BRICKLAYER.....	\$ 40.00	26.06

* BRWI0011-002 06/01/2023		

CALUMET, FOND DU LAC, MANITOWOC, AND SHEBOYGAN COUNTIES

	Rates	Fringes
BRICKLAYER.....	\$ 40.00	26.06

* BRWI0013-002 06/01/2023		

DANE, GRANT, IOWA, AND RICHLAND COUNTIES

	Rates	Fringes
BRICKLAYER.....	\$ 41.56	26.19

* BRWI0019-002 06/01/2023		

BARRON, BUFFALO, BURNETT, CHIPPEWA, DUNN, EAU CLAIRE, PEPIN, PIERCE, POLK, RUSK, ST. CROIX, SAWYER AND WASHBURN COUNTIES

	Rates	Fringes
BRICKLAYER.....	\$ 39.32	26.74

* BRWI0021-002 06/01/2023		

DODGE AND JEFFERSON COUNTIES

Rates	Fringes
-------	---------

BRICKLAYER.....	\$ 40.49	27.24
-----------------	----------	-------

* BRWI0034-002 06/01/2023

COLUMBIA AND SAUK COUNTIES

	Rates	Fringes
BRICKLAYER.....	\$ 41.56	26.19

CARP0068-011 05/02/2022

BURNETT (W. of Hwy 48), PIERCE (W. of Hwy 29), POLK (W. of Hwys 35, 48 & 65), AND ST. CROIX (W. of Hwy 65) COUNTIES

	Rates	Fringes
Carpenter & Piledrivermen.....	\$ 41.19	27.05

* CARP0264-003 06/05/2023

KENOSHA, MILWAUKEE, OZAUKEE, RACINE, WAUKESHA, AND WASHINGTON COUNTIES

	Rates	Fringes
CARPENTER.....	\$ 41.91	29.72

* CARP0310-002 06/05/2023

Ashland, Bayfield, Forest, Iron, Langlade, Lincoln, Marathon, Oneida, Shawano, Taylor and Vilas

	Rates	Fringes
CARPENTER.....	\$ 38.86	27.06
Piledriver.....	\$ 39.43	27.02

* CARP0314-001 06/05/2023

Columbia, Dane, Dodge, Grant, Green, Iowa, Jefferson, Lafayette, Richland, Rock, Sauk and Walworth

	Rates	Fringes
CARPENTER.....	\$ 38.86	27.06
Piledriver.....	\$ 39.43	27.02

CARP0361-004 05/01/2018

BAYFIELD (West of Hwy 63) AND DOUGLAS COUNTIES

	Rates	Fringes
CARPENTER.....	\$ 36.15	20.43

* CARP0731-002 06/05/2023

Calumet (Eastern portion of the County), Fond Du Lac, Manitowoc and Sheboygan

	Rates	Fringes
CARPENTER.....	\$ 38.86	27.06
Piledriver.....	\$ 39.43	27.02

* CARP0804-001 06/05/2023

Adams, Juneau, Portage and Wood

	Rates	Fringes
CARPENTER.....	\$ 38.86	27.06
Piledriver.....	\$ 39.43	27.02

* CARP0955-002 06/05/2023

Calumet (western portion of County), Fond Du Lac, Green Lake, Marquette, Outagamie and Winnebago

	Rates	Fringes
CARPENTER.....	\$ 38.86	27.06
PILEDRIVER.....	\$ 39.43	27.02

* CARP1056-002 06/01/2023

	Rates	Fringes
MILLWRIGHT.....	\$ 40.00	27.77

* CARP1074-002 06/05/2023

Barron, Burnett, Chippewa, Clark, Dunn, Eau Claire, Pepin, Pierce, Polk, Rusk, Sawyer, St. Croix and Washburn

	Rates	Fringes
CARPENTER.....	\$ 38.86	27.06
PILEDRIVER.....	\$ 39.43	27.02

* CARP1143-002 06/05/2023

BUFFALO, CRAWFORD, JACKSON, LA CROSSE, MONROE, TREMPLEAU AND VERNON COUNTIES

	Rates	Fringes
CARPENTER.....	\$ 38.86	27.06
PILEDRIVER.....	\$ 39.43	27.02

* CARP1146-002 06/05/2023

Brown, Door, Florence, Kewaunee, Marinette, Menominee and Shawano

	Rates	Fringes
CARPENTER.....	\$ 38.86	27.06
PILEDRIVER.....	\$ 39.43	27.02

* CARP2337-009 06/05/2023

KENOSHA, MILWAUKEE, OZAUKEE, RACINE, WASHINGTON, AND WAUKESHA

	Rates	Fringes
PILEDRIVERMAN.....	\$ 39.22	34.01

* CARP2337-010 06/01/2023

KENOSHA, MILWAUKEE, OZAUKEE, RACINE, WASHINGTON, AND WAUKESHA

	Rates	Fringes
MILLWRIGHT.....	\$ 39.31	32.21

ELEC0014-002 12/25/2022

ASHLAND, BARRON, BAYFIELD, BUFFALO, BURNETT, CHIPPEWA, CLARK (except Maryville, Colby, Unity, Sherman, Fremont, Lynn & Sherwood), CRAWFORD, DUNN, EAU CLAIRE, GRANT, IRON, JACKSON, LA CROSSE, MONROE, PEPIN, PIERCE, POLK, PRICE, RICHLAND, RUSK, ST CROIX, SAWYER, TAYLOR, TREMPLEAU, VERNON, AND WASHBURN COUNTIES

	Rates	Fringes
Electricians:.....	\$ 39.25	22.34

ELEC0127-002 06/01/2023

KENOSHA COUNTY

	Rates	Fringes
Electricians:.....	\$ 46.05	30%+13.15

ELEC0158-002 05/30/2021

BROWN, DOOR, KEWAUNEE, MANITOWOC (except Schleswig), MARINETTE(Wausuakee and area South thereof), OCONTO, MENOMINEE (East of a line 6 miles West of the West boundary of Oconto County), SHAWANO (Except Area North of Townships of Aniwa and Hutchins) COUNTIES

	Rates	Fringes
ELECTRICIAN.....	\$ 36.14	29.75%+10.26

ELEC0159-003 05/30/2021

COLUMBIA, DANE, DODGE (Area West of Hwy 26, except Chester and Emmet Townships), GREEN, LAKE (except Townships of Berlin, Seneca, and St. Marie), IOWA, MARQUETTE (except Townships of Neshkoka, Crystal Lake, Newton, and Springfield), and SAUK COUNTIES

	Rates	Fringes
ELECTRICIAN.....	\$ 43.38	23.13

ELEC0219-004 06/01/2019

FLORENCE COUNTY (Townships of Aurora, Commonwealth, Fern, Florence and Homestead) AND MARINETTE COUNTY (Township of Niagara)

	Rates	Fringes
Electricians:		
Electrical contracts over \$180,000.....	\$ 33.94	21.80
Electrical contracts under \$180,000.....	\$ 31.75	21.73

ELEC0242-005 05/30/2021		

DOUGLAS COUNTY

	Rates	Fringes
Electricians:.....	\$ 41.37	69.25%

* ELEC0388-002 06/01/2023		

ADAMS, CLARK (Colby, Freemont, Lynn, Mayville, Sherman, Sherwood, Unity), FOREST, JUNEAU, LANGLADE, LINCOLN, MARATHON, MARINETTE (Beecher, Dunbar, Goodman & Pembine), MENOMINEE (Area West of a line 6 miles West of the West boundary of Oconto County), ONEIDA, PORTAGE, SHAWANO (Aniwa and Hutchins), VILAS AND WOOD COUNTIES

	Rates	Fringes
Electricians:.....	\$ 38.74	26%+11.76

ELEC0430-002 06/01/2023		

RACINE COUNTY (Except Burlington Township)

	Rates	Fringes
Electricians:.....	\$ 46.70	25.02

ELEC0494-005 06/01/2022		

MILWAUKEE, OZAUKEE, WASHINGTON, AND WAUKESHA COUNTIES

	Rates	Fringes
Electricians:.....	\$ 46.38	25.86

ELEC0494-006 06/01/2021		

CALUMET (Township of New Holstein), DODGE (East of Hwy 26 including Chester Township), FOND DU LAC, MANITOWOC (Schleswig), and SHEBOYGAN COUNTIES

	Rates	Fringes
Electricians:.....	\$ 37.91	22.74

ELEC0577-003 06/01/2022		

CALUMET (except Township of New Holstein), GREEN LAKE (N. part including Townships of Berlin, St Marie, and Seneca), MARQUETTE (N. part including Townships of Crystal Lake, Neshkoro, Newton, and Springfield), OUTAGAMIE, WAUPACA, WAUSHARA, AND WINNEBAGO COUNTIES

	Rates	Fringes
Electricians:.....	\$ 37.41	29.50%+10.00

ELEC0890-003 06/01/2022		

DODGE (Emmet Township only), GREEN, JEFFERSON, LAFAYETTE, RACINE (Burlington Township), ROCK AND WALWORTH COUNTIES

	Rates	Fringes
Electricians:.....	\$ 40.70	25.95%+11.26

* ENGI0139-003 06/05/2023		

REMAINING COUNTIES

	Rates	Fringes
Power Equipment Operator		
Group 1.....	\$ 47.53	25.89
Group 2.....	\$ 46.28	25.89
Group 3.....	\$ 43.23	25.89
Group 4.....	\$ 42.70	25.89
Group 5.....	\$ 40.63	25.89
Group 6.....	\$ 39.10	25.89

HAZARDOUS WASTE PREMIUMS:

- EPA Level "A" Protection: \$3.00 per hour
- EPA Level "B" Protection: \$2.00 per hour
- EPA Level "C" Protection: \$1.00 per hour

POWER EQUIPMENT OPERATORS CLASSIFICATIONS

GROUP 1: Cranes, Tower Cranes and Derricks with or without attachments with a lifting capacity of over 100 tons; Cranes, Tower Cranes, and Derricks with boom, leads and/or jib lengths 176 ft or longer.

GROUP 2: Backhoes (Excavators) weighing 130,00 lbs and over; Cranes, Tower Cranes and Derricks with or without attachments with a lifting capacity of 100 tons or less; Cranes, Tower Cranes, and Derricks with boom, leads, and/or jib lengths 175 ft or less; Caisson Rigs; Pile Driver

GROUP 3: Backhoes (Excavators) weighing under 130,000 lbs; Travelling Crane (bridge type); Milling Machine; Concrete Paver over 27 E; Concrete Spreader and Distributor; Concrete Laser Screed; Concrete Grinder and Planing Machine; Slipform Curb and Gutter Machine; Boring Machine (Directional); Dredge Operator; Skid Rigs; over 46 meter Concrete Pump.

GROUP 4: Hydraulic Backhoe (tractor or truck mounted); Hydraulic Crane, 10 tons or less; Tractor, Bulldozer, or End Loader (over 40 hp); Motor Patrol; Scraper Operator; Bituminous Plant and Paver Operator; Screed-Milling

Machine; Roller over 5 tons; Concrete pumps 46 meter and under; Grout Pumps; Rotec type machine; Hydro Blaster, 10,000 psi and over; Rotary Drill Operator; Percussion Drilling Machine; Air Track Drill with or without integral hammer; Blaster; Boring Machine (vertical or horizontal); Side Boom; Trencher, wheel type or chain type having 8 inch or larger bucket; Rail Leveling Machine (Railroad); Tie Placer; Tie Extractor; Tie Tamper; Stone Leveler; Straddle Carrier; Material Hoists; Stack Hoist; Man Hoists; Mechanic and Welder; Off Road Material Haulers.

GROUP 5: Tractor, Bulldozer, or Endloader (under 40 hp); Tampers -Compactors, riding type; Stump Chipper, large; Roller, Rubber Tire; Backfiller; Trencher, chain type (bucket under 8 inch); Concrete Auto Breaker, large; Concrete Finishing Machine (road type); Concrete Batch Hopper; Concrete Conveyor Systems; Concrete Mixers, 14S or over; Pumps, Screw Type and Gypsum); Hydrohammers, small; Brooms and Sweepers; Lift Slab Machine; Roller under 5 tons; Industrial Locomotives; Fireman (Pile Drivers and Derricks); Pumps (well points); Hoists, automatic; A-Frames and Winch Trucks; Hoists (tuggers); Boats (Tug, Safety, Work Barges and Launches); Assistant Engineer

GROUP 6: Shouldering Machine Operator; Farm or Industrial Tractor mounted equipment; Post Hole Digger; Auger (vertical and horizontal); Skid Steer Loader with or without attachments; Robotic Tool Carrier with or without attachments; Power Pack Vibratory/Ultra Sound Driver and Extractor; Fireman (Asphalt Plants); Screed Operator; Stone Crushers and Screening Plants; Air, Electric, Hydraulic Jacks (Slip Form); Prestress Machines; Air Compressor, 400 CFM or over; Refrigeration Plant/Freeze Machine; Boiler Operators (temporary heat); Forklifts; Welding Machines; Generators; Pumps over 3"; Heaters, Mechanical; Combination small equipment operator; Winches, small electric; Oiler; Greaser; Rotary Drill Tender; Conveyor; Elevator Operator

ENGI0139-007 06/05/2023

DODGE, FOND DU LAC, JEFFERSON, KENOSHA, MILWAUKEE, OZAUKEE, RACINE, SHEBOYGAN, WALWORTH, WASHINGTON, AND WAUKESHA COUNTIES

	Rates	Fringes
Power Equipment Operator		
Group 1.....	\$ 44.54	25.35
Group 2.....	\$ 43.76	25.35
Group 3.....	\$ 42.81	25.35
Group 4.....	\$ 41.76	25.35
Group 5.....	\$ 40.36	25.35

HAZARDOUS WASTE PREMIUMS:
EPA Level ""A"" Protection: \$3.00 per hour
EPA Level ""B"" Protection: \$2.00 per hour
EPA Level ""C"" Protection: \$1.00 per hour

POWER EQUIPMENT OPERATORS CLASSIFICATIONS

GROUP 1: Cranes, Tower Cranes, and Derricks with or without attachments, with a lifting capacity of over 100 tons; or Cranes, Tower Cranes, and Derricks with boom, leads, and/or jib lengths measuring 176 feet or longer; Backhoes

(Excavators) 130,000 lbs and over; Caisson Rigs and Pile Drivers

GROUP 2: Cranes, Tower Cranes and Derricks with or without attachments with a lifting capacity of 100 tons or under; or Cranes, Tower Cranes, and Derricks with boom, lead, and/or jib lengths measuring 175 feet or under; Backhoes (Excavators) under 130,000 lbs; Skid Rigs; Dredge Operator: Traveling Crane (Bridge type); Concrete Paver over 27 E; Concrete Spreader and Distributor; Concrete Pumps and Boring Machines (directional)

GROUP 3: Material Hoists; Stack Hoists; Tractor or Truck mounted Hydraulic Backhoe; Tractor or Truck Mounted Hydraulic Crane, 5 tons or under; Manhoist; Tractor over 40 hp; Bulldozer over 40 hp; Endloader over 40 hp; Forklift, 25 ft and over; Motor Patrol; Scraper Operator; Sideboom; Straddle Carrier; Mechanic and Welder; Bituminous Plant and Paver Operator; Roller over 5 tons; Percussion Drill Operator; Rotary Drill Operator; Blaster; Air Track Drill; Trencher (wheel type or chain type having over 8 inch bucket); Elevator; Milling Machine and Boring Machine (horizontal or vertical); Backhoe Mounted Compactor

GROUP 4: Backfiller; Concrete Auto Breaker (large); Concrete Finishing Machine (road type); Roller, Rubber Tire; Concrete Batch Hopper; Concrete Conveyor System; Concrete Mixers (14S or over); Screw type Pumps and Gypsum Pumps; Grout Pumps; Tractor, Bulldozer, End Loader, under 40 hp; Pumps (well points); Trencher (chain type 8 inch or smaller bucket); Industrial Locomotives; Roller under 5 tons; Fireman (Piledrivers and Derricks); Robotic Tool Carrier with or without attachments.

GROUP 5: Hoists (Automatic); Forklift, 12 ft to 25 ft; Tamper-Compactors, riding type; A-Frame and Winch Trucks; Concrete Auto Breaker; Hydrohammer, small; Brooms and Sweepers; Hoist (Tuggers); Stump Chipper, large; Boats (Tug, Safety, Work Barges and Launch); Shouldering Machine Operator; Screed Operator; Farm or Industrial Tractor; Post Hole Digger; Stone Crushers and Screening Plants; Firemen (Asphalt Plants); Air Compressor (400 CFM or over); Augers (vertical and horizontal); Generators, 150 KW and over; Air, Electric Hydraulic Jacks (Slipform); Prestress Machines; Skid Steer Loader with or without attachments; Boiler operators (temporary heat); Forklift, 12 ft and under; Screed Operator Milling Machine; Refrigeration Plant/Freeze Machine; Power Pack Vibratory/Ultra Sound Driver and Extractor; Generators under 150 KW; Combination small equipment operator; Compressors under 400 CFM; Welding Machines; Heaters, Mechanical; Pumps; Winches, Small Electric; Oiler and Greaser; Conveyor; High pressure utility locating machine (daylighting machine).

IRON0008-002 06/01/2023

BROWN, CALUMET, DOOR, FOND DU LAC, KEWAUNEE, MANITOWOC, MARINETTE, OCONTO, OUTAGAMI, SHAWANO, SHEBOYGAN, AND WINNEBAGO COUNTIES:

	Rates	Fringes
IRONWORKER.....	\$ 43.40	30.67

Paid Holidays: New Year's Day, Memorial Day, July 4th, Labor Day, Thanksgiving Day & Christmas Day.

IRON0008-003 06/01/2023

KENOSHA, MILWAUKEE, OZAUKEE, RACINE, WALWORTH (N.E. 2/3), WASHINGTON, AND WAUKESHA COUNTIES

	Rates	Fringes
IRONWORKER.....	\$ 41.73	30.67

Paid Holidays: New Year's Day, Memorial Day, July 4th, Labor Day, Thanksgiving Day & Christmas Day.

IRON0383-001 06/01/2023

ADAMS, COLUMBIA, CRAWFORD, DANE, DODGE, FLORENCE, FOREST, GRANT, GREENE, (Excluding S.E. tip), GREEN LAKE, IOWA, JEFFERSON, JUNEAU, LA CROSSE, LAFAYETTE, LANGLADE, MARATHON, MARQUETTE, MENOMINEE, MONROE, PORTAGE, RICHLAND, ROCK (Northern area, vicinity of Edgerton and Milton), SAUK, VERNON, WAUPACA, WAUSHARA, AND WOOD COUNTIES

	Rates	Fringes
IRONWORKER.....	\$ 41.00	30.13

* IRON0498-005 06/01/2023

GREEN (S.E. 1/3), ROCK (South of Edgerton and Milton), and WALWORTH (S.W. 1/3) COUNTIES:

	Rates	Fringes
IRONWORKER.....	\$ 45.18	47.08

* IRON0512-008 04/30/2023

BARRON, BUFFALO, CHIPPEWA, CLARK, DUNN, EAU CLAIRE, JACKSON, PEPIN, PIERCE, POLK, RUSK, ST CROIX, TAYLOR, AND TREMPPEALEAU COUNTIES

	Rates	Fringes
IRONWORKER.....	\$ 43.00	34.11

* IRON0512-021 04/30/2023

ASHLAND, BAYFIELD, BURNETT, DOUGLAS, IRON, LINCOLN, ONEIDA, PRICE, SAWYER, VILAS AND WASHBURN COUNTIES

	Rates	Fringes
IRONWORKER.....	\$ 39.14	34.00

LAB00113-004 06/05/2023

MILWAUKEE, OZAUKEE, WASHINGTON, AND WAUKESHA COUNTIES

	Rates	Fringes
Laborers: (Open Cut)		
Group 1.....	\$ 18.72	22.75
Group 2.....	\$ 21.10	22.75
Group 3.....	\$ 24.81	22.75
Group 4.....	\$ 34.62	22.75
Group 5.....	\$ 34.78	22.75
Group 6.....	\$ 34.84	22.75
Group 7.....	\$ 38.88	22.75
Group 8.....	\$ 41.83	22.75
Group 9.....	\$ 42.50	22.75

LABORERS CLASSIFICATIONS [OPEN CUT]

GROUP 1: Yard Laborer

GROUP 2: Landscaper

GROUP 3: Flag Person

GROUP 4: Paving Laborer

GROUP 5: General Laborer on Surface; Top Man

GROUP 6: Mud Mixer

GROUP 7: Mucker; Form Stripper; Bottom Digger and Misc;
Bottom Man and Welder on Surface

GROUP 8: Concrete Manhole Builder; Caisson Worker; Miner;
Pipe Layer; Rock Driller and Joint Man; Timber Man and
Concrete Brusher; Bracer in Trench Behind Machine & Tight
Sheeting; Concrete Formsetter and Shoveler; Jackhammer
Operator

GROUP 9: Blaster

LAB00113-005 06/05/2023

SEWER, TUNNEL & UNDERGROUND

KENOSHA AND RACINE COUNTIES

	Rates	Fringes
Laborers:		
Group 1.....	\$ 25.71	22.75
Group 2.....	\$ 31.93	22.75
Group 3.....	\$ 36.33	22.75
Group 4.....	\$ 38.19	22.75

TUNNEL WORK UNDER COMPRESSED AIR: 0-15 lbs add \$1.00, 15-30
lbs add \$2.00, over 30 lbs add \$3.00

LABORERS CLASSIFICATIONS

GROUP 1: Flagperson

GROUP 2: Top Man, General Laborer, Wellpoint Installation,

Wire Mesh and Reinforcement, Concrete Worker, Form Stripper, Strike-off Work

GROUP 3: Machine and Equipment Operator, Sheeting, Form Setting, Patch Finisher, Bottom Man, Joint Sawyer, Gunnite Man, Manhole Builder, Welder-Torchman, Blaster, Caulker, Bracer, Bull Float, Conduit Worker, Mucker and Car Pusher, Raker and Luteman, Hydraulic Jacking of Shields, Shield Drivers, Mining Machine, Lock Tenders, Mucking Machine Operator, Motor Men & Gauge Tenders and operation of incidental Mechanical Equipment and all Power Driven Tools

GROUP 4: Pipelayer, Miner and Laser Operator

LAB00113-008 06/05/2023

MILWAUKEE, OZAUKEE, WASHINGTON & WAUKESHA COUNTIES

	Rates	Fringes
Laborers: (Tunnel-Free Air)		
Group 1.....	\$ 24.81	22.75
Group 2.....	\$ 34.78	22.75
Group 3.....	\$ 34.84	22.75
Group 4.....	\$ 38.88	22.75
Group 5.....	\$ 39.02	22.75
Group 6.....	\$ 41.83	22.75
Group 7.....	\$ 42.50	22.75

LABORERS CLASSIFICATIONS [TUNNEL - FREE AIR]:

GROUP 1: Flagperson

GROUP 2: General Laborer on surface; Tower Man

GROUP 3: Saw Man; Top Man

GROUP 4: Form Stripper; Car Pusher

GROUP 5: Mucker; Dinkey; Welder (rate on surface)

GROUP 6: Concrete Manhole Builder; Mucking Machine; Miner; Mining Machine; Welder; Rock Driller; Concrete Buster; Jack Hammer Operator; Caisson Worker; Pipelayer and Joint Man; Bracerman

GROUP 7: Blaster

* LAB00113-009 06/05/2023

MILWAUKEE, OZAUKEE, WASHINGTON & WAUKESHA COUNTIES

	Rates	Fringes
Laborers: (Tunnel -		
*COMPRESSED AIR 0 - 15 lbs.)		
Group 1.....	\$ 24.81	22.75
Group 2.....	\$ 34.78	22.75
Group 3.....	\$ 39.44	22.75
Group 4.....	\$ 40.28	22.75
Group 5.....	\$ 40.41	22.75
Group 6.....	\$ 43.24	22.75
Group 7.....	\$ 43.89	22.75

LABORERS CLASSIFICATIONS [TUNNEL - COMPRESSED AIR]:

- *Compressed Air 15 - 30 lbs add \$2.00 to all classifications
- *Compressed Air over 30 lbs add \$3.00 to all classifications

GROUP 1: Flagperson

GROUP 2: General Laborer on surface

GROUP 3: Lock Tender on surface

GROUP 4: Form Stripper; Car Pusher

GROUP 5: Mucker; Dinkey

GROUP 6: Mucking Machine; Miner; Mining Machine; Welder & Rock Driller; Lock Tender in tunnel; Concrete Buster; Jack Hammer Operator; Caisson Worker; Pielayer and Joint Man; Bracerman; Nozzle Man on Gunite; Timber Man; Concrete Brusher

GROUP 7: Blaster

NOTE: Hazardous & Toxic Waste Removal: add \$0.15 per hour.

LAB00140-005 06/05/2023

ADAMS, ASHLAND, BARRON, BROWN, BUFFALO, CALUMET, CHIPPEWA, CLARK, COLUMBIA, CRAWFORD, DODGE, DOOR, DUNN, EAU CLAIRE, FLORENCE, FOND DU LAC, FOREST, GRANT, GREEN, GREEN LAKE, IOWA, JACKSON, JEFFERSON, JUNEAU, KEWAUNEE, LACROSSE, LAFAYETTE, LANGLADE, LINCOLN, MANITOWOC, MARATHON, MARINETTE, MARQUETTE, MENOMINEE, MONROE, OCONTO, ONEIDA, OUTAGAMIE, PEPIN, PIERCE, POLK, PORTAGE, PRICE, RICHLAND, ROCK, RUSK, ST CROIX, SAUK, SAWYER, SHAWANO, SHEBOYGAN, TAYLOR, TREMMPEALEAU, VERNON, VILAS, WALWORTH, WASHBURN, WAUPACA, WAUSHARA, WINNEBAGO, AND WOOD COUNTIES

	Rates	Fringes
LABORER (SEWER & WATER)		
Group 1.....	\$ 33.88	19.25
Group 2.....	\$ 35.73	19.25
Group 3.....	\$ 35.93	19.25
Group 4.....	\$ 36.68	19.25

FOR ALL TUNNEL WORK UNDER COMPRESSED AIR: 0-15 lbs add \$1.00, 15-30 lbs add \$2.00, over 30 lbs add \$3.00

LABORER CLASSIFICATIONS:

GROUP 1: Flagperson

GROUP 2: General Laborer, Wellpoint Installation; Form Stripper; Strike Off worker

GROUP 3: Sheeting Formsetting; Patch Finisher; Bottom Man; Joint Sawyer; Gunnite Man; Manhole Builder; Welder; Torchman; Blaster; Caulker Bracer; Bull Float; Mucker and Car Pusher; Raker and Luteman; Hydraulic jacking of shields, Shield Drivers; Mining Machine; Lock Tenders;

Mucking Machine Operators; Motor Men and Gauge Tenders;
Power Tool Operators

GROUP 4: Pipelayer, Miner, and Laser Operator

LAB00464-002 06/05/2023

DANE AND DOUGLAS COUNTIES

	Rates	Fringes
LABORER		
Group 1.....	\$ 33.78	19.25
Group 2.....	\$ 35.98	19.25
Group 3.....	\$ 36.18	19.25
Group 4.....	\$ 36.93	19.25

FOR ALL TUNNEL WORK UNDER COMPRESSED AIR: 0 - 15 lbs add \$1.00, 15- 30 lbs add \$2.00, over 30 lbs add \$3.00

LABORERS CLASSIFICATIONS:

GROUP 1: Flagperson

GROUP 2: General Laborer; Wellpoint Installation; Concrete Worker; Form Stripper; Strike Off worker

GROUP 3: Sheeting Formsetting; Patch Finisher; Bottom Man; Joint Sawyer; Gunnite Man; Manhole Builder; Welder; Torchman; Blaster; Caulker Bracer; Bull Float; Mucker and Car Pusher; Raker and Luteman; Hydraulic jacking of shields, Shield Drivers; Mining Machine; Lock Tenders; Mucking Machine Operators; Motor Men and Gauge Tenders; Power Tool Operators

GROUP 4: Pipelayer, Miner, and Laser Operator

LAB01091-010 06/05/2023

BAYFIELD, BURNETT, IRON, SAWYER, AND WASHBURN COUNTIES

	Rates	Fringes
Laborers: (SEWER & WATER)		
Group 1.....	\$ 33.57	19.25
Group 2.....	\$ 35.63	19.25
Group 3.....	\$ 35.83	19.25
Group 4.....	\$ 36.58	19.25

FOR ALL TUNNEL WORK UNDER COMPRESSED AIR:
0 - 15 lbs add \$1.00, 15-30 lbs add \$2.00, over 30 lbs add \$3.00

LABORERS CLASSIFICATIONS:

GROUP 1: Flagperson

GROUP 2: Laborers, Wellpoint Installation; Form Stripper; Strike Off worker

GROUP 3: Sheeting Formsetting; Patch Finisher; Bottom Man;

Joint Sawyer; Gunnite Man; Manhole Builder; Welder; Torchman; Blaster; Caulker Bracer; Bull Float; Mucker and Car Pusher; Raker and Luteman; Hydraulic jacking of shields, Shield Drivers; Mining Machine; Lock Tenders; Mucking Machine Operators; Motor Men and Gauge Tenders; Power Tool Operators

GROUP 4: Pipelayer, Miner, and Laser Operator

PLAS0599-002 06/01/2023

	Rates	Fringes
CEMENT MASON/CONCRETE FINISHER		
Area A.....	\$ 45.17	27.27
Area B.....	\$ 39.97	25.02
Area C.....	\$ 40.40	25.25
Area D.....	\$ 41.16	24.49
Area E.....	\$ 40.50	25.14
Area F.....	\$ 36.98	28.67

AREA DESCRIPTIONS

AREA A: ASHLAND, BURNETT, BAYFIELD, DOUGLAS, IRON, PRICE, SAWYER, AND WASHBURN COUNTIES

AREA B: ADAMS, BARRON, BROWN, CALUMET, CHIPPEWA, CLARK, COLUMBIA, DODGE, DOOR, DUNN, FLORENCE, FOND DU LAC, FOREST, GREEN LAKE, JEFFERSON, KEWAUNEE, LANGLADE, LINCOLN, MANITOWOC, MARATHON, MARINETTE, MARQUETTE, MENOMINEE, OCONTO, ONEIDA, OUTAGAMIE, POLK, PORTAGE, RUSK, ST. CROIX, SAUK, SHAWANO, SHEBOYGAN, TAYLOR, VILAS, WALWORTH, WAUPACA, WAUSHARA, WINNEBAGO, AND WOOD COUNTIES

AREA C: BUFFALO, CRAWFORD, EAU CLAIRE, JACKSON, JUNEAU, LA CROSSE, MONROE, PEPIN, PIERCE, RICHLAND, TREMPLEAU, AND VERNON COUNTIES

AREA D: MILWAUKEE, OZAUKEE, WASHINGTON, AND WAUKESHA COUNTIES

AREA E: DANE, GRANT, GREEN, IOWA, LAFAYETTE, AND ROCK COUNTIES

AREA F: KENOSHA AND RACINE COUNTIES

TEAM0039-001 06/01/2023

	Rates	Fringes
TRUCK DRIVER		
1 & 2 Axles.....	\$ 35.57	26.09
3 or more Axles; Euclids, Dumpton & Articulated, Truck Mechanic.....	\$ 35.72	26.09

WELDERS - Receive rate prescribed for craft performing operation to which welding is incidental.

=====
Note: Executive Order (EO) 13706, Establishing Paid Sick Leave for Federal Contractors applies to all contracts subject to the

Davis-Bacon Act for which the contract is awarded (and any solicitation was issued) on or after January 1, 2017. If this contract is covered by the EO, the contractor must provide employees with 1 hour of paid sick leave for every 30 hours they work, up to 56 hours of paid sick leave each year. Employees must be permitted to use paid sick leave for their own illness, injury or other health-related needs, including preventive care; to assist a family member (or person who is like family to the employee) who is ill, injured, or has other health-related needs, including preventive care; or for reasons resulting from, or to assist a family member (or person who is like family to the employee) who is a victim of, domestic violence, sexual assault, or stalking. Additional information on contractor requirements and worker protections under the EO is available at <https://www.dol.gov/agencies/whd/government-contracts>.

Unlisted classifications needed for work not included within the scope of the classifications listed may be added after award only as provided in the labor standards contract clauses (29CFR 5.5 (a) (1) (ii)).

The body of each wage determination lists the classification and wage rates that have been found to be prevailing for the cited type(s) of construction in the area covered by the wage determination. The classifications are listed in alphabetical order of ""identifiers"" that indicate whether the particular rate is a union rate (current union negotiated rate for local), a survey rate (weighted average rate) or a union average rate (weighted union average rate).

Union Rate Identifiers

A four letter classification abbreviation identifier enclosed in dotted lines beginning with characters other than ""SU"" or ""UAVG"" denotes that the union classification and rate were prevailing for that classification in the survey. Example: PLUM0198-005 07/01/2014. PLUM is an abbreviation identifier of the union which prevailed in the survey for this classification, which in this example would be Plumbers. 0198 indicates the local union number or district council number where applicable, i.e., Plumbers Local 0198. The next number, 005 in the example, is an internal number used in processing the wage determination. 07/01/2014 is the effective date of the most current negotiated rate, which in this example is July 1, 2014.

Union prevailing wage rates are updated to reflect all rate changes in the collective bargaining agreement (CBA) governing this classification and rate.

Survey Rate Identifiers

Classifications listed under the ""SU"" identifier indicate that no one rate prevailed for this classification in the survey and the published rate is derived by computing a weighted average rate based on all the rates reported in the survey for that classification. As this weighted average rate includes all rates reported in the survey, it may include both union and non-union rates. Example: SULA2012-007 5/13/2014. SU indicates the rates are survey rates based on a weighted average

calculation of rates and are not majority rates. LA indicates the State of Louisiana. 2012 is the year of survey on which these classifications and rates are based. The next number, 007 in the example, is an internal number used in producing the wage determination. 5/13/2014 indicates the survey completion date for the classifications and rates under that identifier.

Survey wage rates are not updated and remain in effect until a new survey is conducted.

Union Average Rate Identifiers

Classification(s) listed under the UAVG identifier indicate that no single majority rate prevailed for those classifications; however, 100% of the data reported for the classifications was union data. EXAMPLE: UAVG-OH-0010 08/29/2014. UAVG indicates that the rate is a weighted union average rate. OH indicates the state. The next number, 0010 in the example, is an internal number used in producing the wage determination. 08/29/2014 indicates the survey completion date for the classifications and rates under that identifier.

A UAVG rate will be updated once a year, usually in January of each year, to reflect a weighted average of the current negotiated/CBA rate of the union locals from which the rate is based.

WAGE DETERMINATION APPEALS PROCESS

1.) Has there been an initial decision in the matter? This can be:

- * an existing published wage determination
- * a survey underlying a wage determination
- * a Wage and Hour Division letter setting forth a position on a wage determination matter
- * a conformance (additional classification and rate) ruling

On survey related matters, initial contact, including requests for summaries of surveys, should be with the Wage and Hour National Office because National Office has responsibility for the Davis-Bacon survey program. If the response from this initial contact is not satisfactory, then the process described in 2.) and 3.) should be followed.

With regard to any other matter not yet ripe for the formal process described here, initial contact should be with the Branch of Construction Wage Determinations. Write to:

Branch of Construction Wage Determinations
Wage and Hour Division
U.S. Department of Labor
200 Constitution Avenue, N.W.
Washington, DC 20210

2.) If the answer to the question in 1.) is yes, then an interested party (those affected by the action) can request review and reconsideration from the Wage and Hour Administrator (See 29 CFR Part 1.8 and 29 CFR Part 7). Write to:

Wage and Hour Administrator

U.S. Department of Labor
200 Constitution Avenue, N.W.
Washington, DC 20210

The request should be accompanied by a full statement of the interested party's position and by any information (wage payment data, project description, area practice material, etc.) that the requestor considers relevant to the issue.

3.) If the decision of the Administrator is not favorable, an interested party may appeal directly to the Administrative Review Board (formerly the Wage Appeals Board). Write to:

Administrative Review Board
U.S. Department of Labor
200 Constitution Avenue, N.W.
Washington, DC 20210

4.) All decisions by the Administrative Review Board are final.

=====

END OF GENERAL DECISION

"

"General Decision Number: WI20230015 10/13/2023

Superseded General Decision Number: WI20220015

State: Wisconsin

Construction Type: Heavy

Counties: Wisconsin Statewide.

HEAVY CONSTRUCTION PROJECTS (Excluding Tunnel, Sewer, and Water Lines).

Note: Contracts subject to the Davis-Bacon Act are generally required to pay at least the applicable minimum wage rate required under Executive Order 14026 or Executive Order 13658. Please note that these Executive Orders apply to covered contracts entered into by the federal government that are subject to the Davis-Bacon Act itself, but do not apply to contracts subject only to the Davis-Bacon Related Acts, including those set forth at 29 CFR 5.1(a)(2)-(60).

<p>If the contract is entered into on or after January 30, 2022, or the contract is renewed or extended (e.g., an option is exercised) on or after January 30, 2022:</p>	<ul style="list-style-type: none"> . Executive Order 14026 generally applies to the contract. . The contractor must pay all covered workers at least \$16.20 per hour (or the applicable wage rate listed on this wage determination, if it is higher) for all hours spent performing on the contract in 2023.
<p>If the contract was awarded on or between January 1, 2015 and January 29, 2022, and the contract is not renewed or extended on or after January 30, 2022:</p>	<ul style="list-style-type: none"> . Executive Order 13658 generally applies to the contract. . The contractor must pay all covered workers at least \$12.15 per hour (or the applicable wage rate listed on this wage determination, if it is higher) for all hours spent performing on that contract in 2023.

The applicable Executive Order minimum wage rate will be adjusted annually. If this contract is covered by one of the Executive Orders and a classification considered necessary for performance of work on the contract does not appear on this wage determination, the contractor must still submit a conformance request.

Additional information on contractor requirements and worker protections under the Executive Orders is available at <http://www.dol.gov/whd/govcontracts>.

Modification Number	Publication Date
0	01/06/2023
1	01/13/2023

2	01/20/2023
3	03/31/2023
4	04/07/2023
5	05/26/2023
6	06/02/2023
7	06/09/2023
8	06/16/2023
9	06/23/2023
10	06/30/2023
11	07/07/2023
12	07/14/2023
13	07/28/2023
14	08/04/2023
15	08/18/2023
16	09/01/2023
17	09/08/2023
18	10/13/2023

BOIL0107-001 01/01/2021

	Rates	Fringes
BOILERMAKER		
Boilermaker.....	\$ 39.52	31.50
Small Boiler Repair (under 25,000 lbs/hr).....	\$ 26.91	16.00

* BRWI0001-002 06/01/2023

CRAWFORD, JACKSON, JUNEAU, LA CROSSE, MONROE, TREMPPEALEAU, AND
VERNON COUNTIES

	Rates	Fringes
BRICKLAYER.....	\$ 40.18	25.88

* BRWI0002-002 06/01/2023

ASHLAND, BAYFIELD, DOUGLAS, AND IRON COUNTIES

	Rates	Fringes
BRICKLAYER.....	\$ 47.10	25.16

* BRWI0002-005 06/01/2023

ADAMS, ASHLAND, BARRON, BROWN, BURNETT, CALUMET, CHIPPEWA,
CLARK, COLUMBIA, DODGE, DOOR, DUNN, FLORENCE, FOND DU LAC,
FOREST, GREEN LAKE, IRON, JEFFERSON, KEWAUNEE, LANGLADE,
LINCOLN, MANITOWOC, MARATHON, MARINETTE, MARQUETTE, MENOMINEE,
OCONTO, ONEIDA, OUTAGAMIE, POLK, PORTAGE, RUSK, ST CROIX, SAUK,
SHAWANO, SHEBOYGAN, TAYLOR, VILAS, WALWORTH, WAUPACA, WAUSHARA,
WINNEBAGO, AND WOOD COUNTIES

	Rates	Fringes
CEMENT MASON/CONCRETE FINISHER...	\$ 39.97	25.02

* BRWI0003-002 06/01/2023

BROWN, DOOR, FLORENCE, KEWAUNEE, MARINETTE, AND OCONTO COUNTIES

Rates	Fringes
-------	---------

BRICKLAYER.....	\$ 40.00	26.06

* BRWI0004-002 06/01/2023

KENOSHA, RACINE, AND WALWORTH COUNTIES

	Rates	Fringes
BRICKLAYER.....	\$ 44.50	26.96

* BRWI0006-002 06/01/2023

ADAMS, CLARK, FOREST, LANGLADE, LINCOLN, MARATHON, MENOMINEE, ONEIDA, PORTAGE, PRICE, TAYLOR, VILAS AND WOOD COUNTIES

	Rates	Fringes
BRICKLAYER.....	\$ 40.08	25.98

* BRWI0007-002 06/01/2023

GREEN, LAFAYETTE, AND ROCK COUNTIES

	Rates	Fringes
BRICKLAYER.....	\$ 40.95	26.80

* BRWI0008-002 06/05/2023

MILWAUKEE, OZAUKEE, WASHINGTON, AND WAUKESHA COUNTIES

	Rates	Fringes
BRICKLAYER.....	\$ 44.96	25.67

* BRWI0009-001 06/01/2023

GREEN LAKE, MARQUETTE, OUTAGAMIE, SHAWANO, WAUPACA, WASHARA, AND WINNEBAGO COUNTIES

	Rates	Fringes
BRICKLAYER.....	\$ 40.00	26.06

* BRWI0011-002 06/01/2023

CALUMET, FOND DU LAC, MANITOWOC, AND SHEBOYGAN COUNTIES

	Rates	Fringes
BRICKLAYER.....	\$ 40.00	26.06

* BRWI0013-002 06/01/2023

DANE, GRANT, IOWA, AND RICHLAND COUNTIES

	Rates	Fringes
BRICKLAYER.....	\$ 41.56	26.19

* BRWI0019-002 06/01/2023

BARRON, BUFFALO, BURNETT, CHIPPEWA, DUNN, EAU CLAIRE, PEPIN, PIERCE, POLK, RUSK, ST. CROIX, SAWYER AND WASHBURN COUNTIES

	Rates	Fringes
BRICKLAYER.....	\$ 39.32	26.74

* BRWI0021-002 06/01/2023

DODGE AND JEFFERSON COUNTIES

	Rates	Fringes
BRICKLAYER.....	\$ 40.49	27.24

* BRWI0034-002 06/01/2023

COLUMBIA AND SAUK COUNTIES

	Rates	Fringes
BRICKLAYER.....	\$ 41.56	26.19

CARP0068-011 05/02/2022

BURNETT (W. of Hwy 48), PIERCE (W. of Hwy 29), POLK (W. of Hwys 35, 48 & 65), AND ST. CROIX (W. of Hwy 65) COUNTIES

	Rates	Fringes
Carpenter & Piledrivermen.....	\$ 41.19	27.05

* CARP0264-003 06/05/2023

KENOSHA, MILWAUKEE, OZAUKEE, RACINE, WAUKESHA, AND WASHINGTON COUNTIES

	Rates	Fringes
CARPENTER.....	\$ 41.91	29.72

* CARP0310-002 06/05/2023

Ashland, Bayfield, Forest, Iron, Langlade, Lincoln, Marathon, Oneida, Shawano, Taylor and Vilas

	Rates	Fringes
CARPENTER.....	\$ 38.86	27.06
Piledriver.....	\$ 39.43	27.02

* CARP0314-001 06/05/2023

Columbia, Dane, Dodge, Grant, Green, Iowa, Jefferson, Lafayette, Richland, Rock, Sauk and Walworth

	Rates	Fringes
CARPENTER.....	\$ 38.86	27.06
Piledriver.....	\$ 39.43	27.02

CARP0361-004 05/01/2018

BAYFIELD (West of Hwy 63) AND DOUGLAS COUNTIES

	Rates	Fringes
CARPENTER.....	\$ 36.15	20.43

* CARP0731-002 06/05/2023

Calumet (Eastern portion of the County), Fond Du Lac, Manitowoc and Sheboygan

	Rates	Fringes
CARPENTER.....	\$ 38.86	27.06
Piledriver.....	\$ 39.43	27.02

* CARP0804-001 06/05/2023

Adams, Juneau, Portage and Wood

	Rates	Fringes
CARPENTER.....	\$ 38.86	27.06
Piledriver.....	\$ 39.43	27.02

* CARP0955-002 06/05/2023

Calumet (western portion of County), Fond Du Lac, Green Lake, Marquette, Outagamie and Winnebago

	Rates	Fringes
CARPENTER.....	\$ 38.86	27.06
PILEDRIVER.....	\$ 39.43	27.02

* CARP1056-002 06/01/2023

	Rates	Fringes
MILLWRIGHT.....	\$ 40.00	27.77

* CARP1074-002 06/05/2023

Barron, Burnett, Chippewa, Clark, Dunn, Eau Claire, Pepin, Pierce, Polk, Rusk, Sawyer, St. Croix and Washburn

	Rates	Fringes
CARPENTER.....	\$ 38.86	27.06
PILEDRIVER.....	\$ 39.43	27.02

* CARP1143-002 06/05/2023

BUFFALO, CRAWFORD, JACKSON, LA CROSSE, MONROE, TREMPLEAU AND VERNON COUNTIES

	Rates	Fringes
--	-------	---------

CARPENTER.....	\$ 38.86	27.06
PILEDRIVER.....	\$ 39.43	27.02

* CARP1146-002 06/05/2023

Brown, Door, Florence, Kewaunee, Marinette, Menominee and Shawano

	Rates	Fringes
CARPENTER.....	\$ 38.86	27.06
PILEDRIVER.....	\$ 39.43	27.02

* CARP2337-009 06/05/2023

KENOSHA, MILWAUKEE, OZAUKEE, RACINE, WASHINGTON, AND WAUKESHA

	Rates	Fringes
PILEDRIVERMAN.....	\$ 39.22	34.01

* CARP2337-010 06/01/2023

KENOSHA, MILWAUKEE, OZAUKEE, RACINE, WASHINGTON, AND WAUKESHA

	Rates	Fringes
MILLWRIGHT.....	\$ 39.31	32.21

ELEC0014-002 12/25/2022

ASHLAND, BARRON, BAYFIELD, BUFFALO, BURNETT, CHIPPEWA, CLARK (except Maryville, Colby, Unity, Sherman, Fremont, Lynn & Sherwood), CRAWFORD, DUNN, EAU CLAIRE, GRANT, IRON, JACKSON, LA CROSSE, MONROE, PEPIN, PIERCE, POLK, PRICE, RICHLAND, RUSK, ST CROIX, SAWYER, TAYLOR, TREMPLEAU, VERNON, AND WASHBURN COUNTIES

	Rates	Fringes
Electricians:.....	\$ 39.25	22.34

ELEC0014-007 05/29/2022

REMAINING COUNTIES

	Rates	Fringes
Teledata System Installer Installer/Technician.....	\$ 29.63	3%+16.18

Low voltage construction, installation, maintenance and removal of teledata facilities (voice, data, and video) including outside plant, telephone and data inside wire, interconnect, terminal equipment, central offices, PABX, fiber optic cable and equipment, micro waves, V-SAT, bypass, CATV, WAN (wide area networks), LAN (local area networks), and ISDN (integrated systems digital network).

ELEC0127-002 06/01/2023

KENOSHA COUNTY

	Rates	Fringes
Electricians:.....	\$ 46.05	30%+13.15

ELEC0158-002 05/30/2021

BROWN, DOOR, KEWAUNEE, MANITOWOC (except Schleswig),
MARINETTE (Wausaukee and area South thereof), OCONTO, MENOMINEE
(East of a line 6 miles West of the West boundary of Oconto
County), SHAWANO (Except Area North of Townships of Aniwa and
Hutchins) COUNTIES

	Rates	Fringes
ELECTRICIAN.....	\$ 36.14	29.75%+10.26

ELEC0159-003 05/30/2021

COLUMBIA, DANE, DODGE (Area West of Hwy 26, except Chester and
Emmet Townships), GREEN, LAKE (except Townships of Berlin,
Seneca, and St. Marie), IOWA, MARQUETTE (except Townships of
Neshkoka, Crystal Lake, Newton, and Springfield), and SAUK
COUNTIES

	Rates	Fringes
ELECTRICIAN.....	\$ 43.38	23.13

ELEC0219-004 06/01/2019

FLORENCE COUNTY (Townships of Aurora, Commonwealth, Fern,
Florence and Homestead) AND MARINETTE COUNTY (Township of
Niagara)

	Rates	Fringes
Electricians:		

Electrical contracts over
\$180,000.....\$ 33.94 21.80

Electrical contracts under
\$180,000.....\$ 31.75 21.73

ELEC0242-005 05/30/2021

DOUGLAS COUNTY

	Rates	Fringes
Electricians:.....	\$ 41.37	69.25%

* ELEC0388-002 06/01/2023

ADAMS, CLARK (Colby, Freemont, Lynn, Mayville, Sherman,
Sherwood, Unity), FOREST, JUNEAU, LANGLADE, LINCOLN, MARATHON,
MARINETTE (Beecher, Dunbar, Goodman & Pembine), MENOMINEE (Area
West of a line 6 miles West of the West boundary of Oconto
County), ONEIDA, PORTAGE, SHAWANO (Aniwa and Hutchins), VILAS
AND WOOD COUNTIES

	Rates	Fringes
--	-------	---------

Electricians:.....\$ 38.74 26%+11.76

 ELEC0430-002 06/01/2023

RACINE COUNTY (Except Burlington Township)

	Rates	Fringes
Electricians:.....	\$ 46.70	25.02

ELEC0494-005 06/01/2022		

MILWAUKEE, OZAUKEE, WASHINGTON, AND WAUKESHA COUNTIES

	Rates	Fringes
Electricians:.....	\$ 46.38	25.86

ELEC0494-006 06/01/2021		

CALUMET (Township of New Holstein), DODGE (East of Hwy 26 including Chester Township), FOND DU LAC, MANITOWOC (Schleswig), and SHEBOYGAN COUNTIES

	Rates	Fringes
Electricians:.....	\$ 37.91	22.74

ELEC0494-013 05/29/2022		

DODGE (East of Hwy 26 including Chester Twp, excluding Emmet Twp), FOND DU LAC (Except Waupun), MILWAUKEE, OZAUKEE, MANITOWOC (Schleswig), WASHINGTON, AND WAUKESHA COUNTIES

	Rates	Fringes
Sound & Communications		
Installer.....	\$ 22.39	18.80
Technician.....	\$ 33.19	21.12

Installation, testing, maintenance, operation and servicing of all sound, intercom, telephone interconnect, closed circuit TV systems, radio systems, background music systems, language laboratories, electronic carillon, antenna distribution systems, clock and program systems and low-voltage systems such as visual nurse call, audio/visual nurse call systems, doctors entrance register systems. Includes all wire and cable carrying audio, visual, data, light and radio frequency signals. Includes the installation of conduit, wiremold, or raceways in existing structures that have been occupied for six months or more where required for the protection of the wire or cable, but does not mean a complete conduit or raceway system. work covered does not include the installation of conduit, wiremold or any raceways in any new construction, or the installation of power supply outlets by means of which external electric power is supplied to any of the foregoing equipment or products

 ELEC0577-003 06/01/2022

CALUMET (except Township of New Holstein), GREEN LAKE (N. part including Townships of Berlin, St Marie, and Seneca), MARQUETTE (N. part including Townships of Crystal Lake, Neshkoro, Newton, and Springfield), OUTAGAMIE, WAUPACA, WAUSHARA, AND WINNEBAGO COUNTIES

	Rates	Fringes
Electricians:.....	\$ 37.41	29.50%+10.00

ELEC0890-003 06/01/2022		

DODGE (Emmet Township only), GREEN, JEFFERSON, LAFAYETTE, RACINE (Burlington Township), ROCK AND WALWORTH COUNTIES

	Rates	Fringes
Electricians:.....	\$ 40.70	25.95%+11.26

ELEC0953-001 06/02/2019		

	Rates	Fringes
Line Construction:		
(1) Lineman.....	\$ 47.53	21.43
(2) Heavy Equipment Operator.....	\$ 42.78	19.80
(3) Equipment Operator.....	\$ 38.02	18.40
(4) Heavy Groundman Driver..	\$ 33.27	16.88
(5) Light Groundman Driver..	\$ 30.89	16.11
(6) Groundsman.....	\$ 26.14	14.60

ENGI0139-001 06/01/2023		

KENOSHA, MILWAUKEE, OZAUKEE, RACINE, WASHINGTON, AND WAUKESHA COUNTIES

	Rates	Fringes
Power Equipment Operator		
Group 1.....	\$ 50.21	24.05
Group 2.....	\$ 49.71	24.05
Group 3.....	\$ 49.21	24.05
Group 4.....	\$ 48.37	24.05
Group 5.....	\$ 44.39	24.05
Group 6.....	\$ 39.24	24.05

HAZARDOUS WASTE PREMIUMS:
 EPA Level "A" Protection: \$3.00 per hour
 EPA Level "B" Protection: \$2.00 per hour
 EPA Level "C" Protection: \$1.00 per hour

POWER EQUIPMENT OPERATORS CLASSIFICATIONS

GROUP 1: Cranes, Tower Cranes, Pedestal Tower Cranes and Derricks with or w/o attachments with a lifting capacity of over 100 tons; or Cranes, Tower Cranes, Pedestal Tower Cranes and Derricks with boom, leads, and/or jib lengths measuring 176 feet or longer; Self-Erecting Tower Cranes over 4000 lbs lifting capacity; All Cranes with Boom Dollies; Boring Machines (directional); Master Mechanic. \$0.50 additional per hour per 100 tons or 100 ft of boom

over 200 ft or lifting capacity of crane over 200 tons to a maximum of 300 tons or 300 ft. Thereafter an increase of \$0.01 per ft or ton, whichever is greater.

GROUP 2: Cranes, Tower Cranes, Pedestal Tower Cranes and Derricks with or without attachments with a lifting capacity of 100 tons or less; or Cranes, Tower Cranes Portable Tower Cranes, Pedestal Tower Cranes and Derricks with boom, leadsand/or jib lengths measuring 175 feet or less; Backhoes (excavators) 130,000 lbs and over; Caisson Rigs; Pile Drivers; Boring Machines (vertical or horizontal), Versi-Lift, Tri-Lift, Gantry 20,000 lbs & over.

GROUP 3: Backhoe (excavator) under 130,000 lbs; Self-erecting Tower Crane 4000 lbs & under lifting capacity; Traveling Crane (bridge type); Skid Rigs; Dredge Operator; Mechanic; Concrete Paver (over 27E); Concrete Spreader and Distributor; Forklift/ Telehandler (machinery- moving / steel erection); Hydro Blaster, 10,000 psi and over

GROUP 4: Material Hoists; Stack Hoists; Hydraulic Backhoe (tractor or truck mounted); Hydraulic Crane, 5 tons or under (tractor or truck mounted); Hoist (tuggers 5 tons & over); Hydro-Excavators/Daylighters; Concrete Pumps Rotec type Conveyors; Tractor/Bulldozer/End Loader (over 40 hp); Motor Patrol; Scraper Operator; Sideboom; Straddle Carrier; Welder; Bituminous Plant and Paver Operator; Roller over 5 tons; Rail Leveling Machine (Railroad); Tie Placer; Tie Extractor; Tie Tamper; Stone Leveler; Rotary Drill Operator and Blaster; Percussion Drill Operator; Air Track Drill and/or Hammers; Gantrys (under 20,000 lbs); Tencher (wheel type or chain type having 8 inch or larger bucket); Milling Machine; Off-Road Material Haulers.

GROUP 5: Backfiller; Concrete Auto Breaker (large); Concrete Finishing Machines (road type); Rubber Tired Roller; Concrete Batch Hopper; Concrete Conveyor Systems; Grout Pumps; Concrete Mixers (14S or over); Screw Type Pumps and Gypsum Pumps; Tractor, Bulldozer, End Loader (under 40 hp); Trencher (chain type, bucket under 8 inch); Industrial Locomotives; Rollers under 5 tons; Stump Grinder/Chipper (Large); Timber Equipment; Firemen (pile drivers and derricks); Personnel Hoist, Telehandler over 8000 lbs; Robotic Tool Carrier with or without attachments

GROUP 6: Tampers - Compactors (riding type); Assistant Engineer; A-Frames and Winch Trucks; Concrete Auto Breaker; Hydrohammers (small); Brooms and Sweepers; Hoist (tuggers under 5 tons); Boats (Tug, Safety, Work Barges, Launch); Shouldering Machine Operator; Prestress Machines; Screed Operator; Stone Crushers and Screening Plants; Screed Operators (milling machine), Farm or Industrial Tractor Mounted Equipment; Post Hole Digger; Fireman (asphalt plants); Air Compressors over 400 CFM; Generators, over 150 KW; Augers (vertical and horizontal); Air, Electric, Hydraulic Jacks (slipform); Skid Steer Loaders (with or without attachments); Boiler Operators (temporary heat); Refrigeration Plant/Freeze Machines; Power Pack Vibratory/Ultra Sound Drivers and Extractors; Welding Machines; Heaters (mechanical); Pumps; Winches (small electric); Oiler and Greaser; Rotary Drill Tender; Conveyor; Forklifts/Telehandler 8000 lbs & under; Elevators: Automatic Hoists; Pumps (well points); Combination Small Equipment Operators

 * ENGI0139-003 06/05/2023

REMAINING COUNTIES

	Rates	Fringes
Power Equipment Operator		
Group 1.....	\$ 47.53	25.89
Group 2.....	\$ 46.28	25.89
Group 3.....	\$ 43.23	25.89
Group 4.....	\$ 42.70	25.89
Group 5.....	\$ 40.63	25.89
Group 6.....	\$ 39.10	25.89

HAZARDOUS WASTE PREMIUMS:

EPA Level "A" Protection: \$3.00 per hour
 EPA Level "B" Protection: \$2.00 per hour
 EPA Level "C" Protection: \$1.00 per hour

POWER EQUIPMENT OPERATORS CLASSIFICATIONS

GROUP 1: Cranes, Tower Cranes and Derricks with or without attachments with a lifting capacity of over 100 tons; Cranes, Tower Cranes, and Derricks with boom, leads and/or jib lengths 176 ft or longer.

GROUP 2: Backhoes (Excavators) weighing 130,00 lbs and over; Cranes, Tower Cranes and Derricks with or without attachments with a lifting capacity of 100 tons or less; Cranes, Tower Cranes, and Derricks with boom, leads, and/or jib lengths 175 ft or less; Caisson Rigs; Pile Driver

GROUP 3: Backhoes (Excavators) weighing under 130,000 lbs; Travelling Crane (bridge type); Milling Machine; Concrete Paver over 27 E; Concrete Spreader and Distributor; Concrete Laser Screed; Concrete Grinder and Planing Machine; Slipform Curb and Gutter Machine; Boring Machine (Directional); Dredge Operator; Skid Rigs; over 46 meter Concrete Pump.

GROUP 4: Hydraulic Backhoe (tractor or truck mounted); Hydraulic Crane, 10 tons or less; Tractor, Bulldozer, or End Loader (over 40 hp); Motor Patrol; Scraper Operator; Bituminous Plant and Paver Operator; Screed-Milling Machine; Roller over 5 tons; Concrete pumps 46 meter and under; Grout Pumps; Rotec type machine; Hydro Blaster, 10,000 psi and over; Rotary Drill Operator; Percussion Drilling Machine; Air Track Drill with or without integral hammer; Blaster; Boring Machine (vertical or horizontal); Side Boom; Trencher, wheel type or chain type having 8 inch or larger bucket; Rail Leveling Machine (Railroad); Tie Placer; Tie Extractor; Tie Tamper; Stone Leveler; Straddle Carrier; Material Hoists; Stack Hoist; Man Hoists; Mechanic and Welder; Off Road Material Haulers.

GROUP 5: Tractor, Bulldozer, or Endloader (under 40 hp); Tampers -Compactors, riding type; Stump Chipper, large; Roller, Rubber Tire; Backfiller; Trencher, chain type (bucket under 8 inch); Concrete Auto Breaker, large; Concrete Finishing Machine (road type); Concrete Batch Hopper; Concrete Conveyor Systems; Concrete Mixers, 14S or over; Pumps, Screw Type and Gypsum); Hydrohammers, small; Brooms and Sweepers; Lift Slab Machine; Roller under 5 tons; Industrial Locomotives; Fireman (Pile Drivers and

Derricks); Pumps (well points); Hoists, automatic; A-Frames and Winch Trucks; Hoists (tuggers); Boats (Tug, Safety, Work Barges and Launches); Assistant Engineer

GROUP 6: Shouldering Machine Operator; Farm or Industrial Tractor mounted equipment; Post Hole Digger; Auger (vertical and horizontal); Skid Steer Loader with or without attachments; Robotic Tool Carrier with or without attachments; Power Pack Vibratory/Ultra Sound Driver and Extractor; Fireman (Asphalt Plants); Screed Operator; Stone Crushers and Screening Plants; Air, Electric, Hydraulic Jacks (Slip Form); Prestress Machines; Air Compressor, 400 CFM or over; Refrigeration Plant/Freeze Machine; Boiler Operators (temporary heat); Forklifts; Welding Machines; Generators; Pumps over 3"; Heaters, Mechanical; Combination small equipment operator; Winches, small electric; Oiler; Greaser; Rotary Drill Tender; Conveyor; Elevator Operator

IRON0008-002 06/01/2023

BROWN, CALUMET, DOOR, FOND DU LAC, KEWAUNEE, MANITOWOC, MARINETTE, OCONTO, OUTAGAMI, SHAWANO, SHEBOYGAN, AND WINNEBAGO COUNTIES:

	Rates	Fringes
IRONWORKER.....	\$ 43.40	30.67

Paid Holidays: New Year's Day, Memorial Day, July 4th, Labor Day, Thanksgiving Day & Christmas Day.

IRON0008-003 06/01/2023

KENOSHA, MILWAUKEE, OZAUKEE, RACINE, WALWORTH (N.E. 2/3), WASHINGTON, AND WAUKESHA COUNTIES

	Rates	Fringes
IRONWORKER.....	\$ 41.73	30.67

Paid Holidays: New Year's Day, Memorial Day, July 4th, Labor Day, Thanksgiving Day & Christmas Day.

IRON0383-001 06/01/2023

ADAMS, COLUMBIA, CRAWFORD, DANE, DODGE, FLORENCE, FOREST, GRANT, GREENE, (Excluding S.E. tip), GREEN LAKE, IOWA, JEFFERSON, JUNEAU, LA CROSSE, LAFAYETTE, LANGLADE, MARATHON, MARQUETTE, MENOMINEE, MONROE, PORTAGE, RICHLAND, ROCK (Northern area, vicinity of Edgerton and Milton), SAUK, VERNON, WAUPACA, WAUSHARA, AND WOOD COUNTIES

	Rates	Fringes
IRONWORKER.....	\$ 41.00	30.13

* IRON0512-008 04/30/2023

BARRON, BUFFALO, CHIPPEWA, CLARK, DUNN, EAU CLAIRE, JACKSON,

PEPIN, PIERCE, POLK, RUSK, ST CROIX, TAYLOR, AND TREMPLEAU COUNTIES

	Rates	Fringes
IRONWORKER.....	\$ 43.00	34.11

* IRON0512-021 04/30/2023

ASHLAND, BAYFIELD, BURNETT, DOUGLAS, IRON, LINCOLN, ONEIDA, PRICE, SAWYER, VILAS AND WASHBURN COUNTIES

	Rates	Fringes
IRONWORKER.....	\$ 39.14	34.00

LAB00113-002 06/01/2023

MILWAUKEE AND WAUKESHA COUNTIES

	Rates	Fringes
LABORER		
Group 1.....	\$ 33.56	23.86
Group 2.....	\$ 33.71	23.86
Group 3.....	\$ 33.91	23.86
Group 4.....	\$ 34.06	23.86
Group 5.....	\$ 34.21	23.86
Group 6.....	\$ 30.05	23.86

LABORERS CLASSIFICATIONS

GROUP 1: General Laborer; Tree Trimmer; Conduit Layer; Demolition and Wrecking Laborer; Guard Rail, Fence, and Bridge Builder; Landscaper; Multiplate Culvert Assembler; Stone Handler; Bituminous Worker (Shoveler, Loader, and Utility Man); Batch Truck Dumper or Cement Handler; Bituminous Worker (Dumper, Ironer, Smoother, and Tamper); Concrete Handler

GROUP 2: Air Tool Operator; Joint Sawyer and Filler (Pavement); Vibrator or Tamper Operator (Mechanical Hand Operated); Chain Saw Operator; Demolition Burning Torch Laborer

GROUP 3: Bituminous Worker (Raker and Luteman); Formsetter (Curb, Sidewalk, and Pavement); Strike Off Man

GROUP 4: Line and Grade Specialist

GROUP 5: Blaster and Powderman

GROUP 6: Flagperson; traffic control person

LAB00113-003 06/01/2023

OZAUKEE AND WASHINGTON COUNTIES

	Rates	Fringes
LABORER		
Group 1.....	\$ 32.81	23.86

Group 2.....	\$ 32.91	23.86
Group 3.....	\$ 32.96	23.86
Group 4.....	\$ 33.16	23.86
Group 5.....	\$ 33.01	23.86
Group 6.....	\$ 29.90	23.86

LABORERS CLASSIFICATIONS

GROUP 1: General Laborer; Tree Trimmer; Conduit Layer; Demolition and Wrecking Laborer; Guard Rail, Fence, and Bridge Builder; Landscaper; Multiplate Culvert Assembler; Stone Handler; Bituminous Worker (Shoveler, Loader, and Utility Man); Batch Truck Dumper or Cement Handler; Bituminous Worker (Dumper, Ironer, Smoother, and Tamper); Concrete Handler

GROUP 2: Air Tool Operator; Joint Sawyer and Filler (Pavement); Vibrator or Tamper Operator (Mechanical Hand Operated);

GROUP 3: Bituminous Worker (Raker and Luteman); Formsetter (Curb, Sidewalk, and Pavement); Strike Off Man

GROUP 4: Line and Grade Specialist

GROUP 5: Blaster; powderman

GROUP 6: Flagperson and Traffic Control Person

LAB00113-011 06/01/2023

KENOSHA AND RACINE COUNTIES

	Rates	Fringes
LABORER		
Group 1.....	\$ 32.62	23.86
Group 2.....	\$ 32.77	23.86
Group 3.....	\$ 32.97	23.86
Group 4.....	\$ 32.94	23.86
Group 5.....	\$ 33.27	23.86
Group 6.....	\$ 29.76	23.86

LABORERS CLASSIFICATIONS:

GROUP 1: General laborer; Tree Trimmer; Conduit Layer; Demolition and Wrecking Laborer; Guard Rail, Fence, and Bridge Builder; Landscaper; Multiplate Culvert Assembler; Stone Handler; Bituminous Worker (Shoveler, Loader, and Utility Man); Batch Truck Dumper or Cement Handler; Bituminous worker (Dumper, Ironer, Smoother, and Tamper); Concrete Handler

GROUP 2: Air Tool Operator; Joint Sawyer and Filler (Pavement); Vibrator or Tamper Operator (Mechanical Hand Operated); Chain Saw Operator; Demolition Burning Torch Laborer

GROUP 3: Bituminous Worker (Raker and Luteman); Formsetter (Curb, Sidewalk, and Pavement); Strike Off Man

GROUP 4: Line and Grade Specialist

GROUP 5: Blaster and Powderman

GROUP 6: Flagman; traffic control person

LAB00140-002 06/01/2023

ADAMS, ASHLAND, BARRON, BAYFIELD, BROWN, BUFFALO, BURNETT, CALUMET, CHIPPEWA, CLARK, COLUMBIA, CRAWFORD, DODGE, DOOR, DOUGLAS, DUNN, EAU CLAIRE, FLORENCE, FOND DU LAC, FOREST, GRANT, GREEN, GREEN LAKE, IRON, JACKSON, JUNEAU, IOWA, JEFFERSON, KEWAUNEE, LA CROSSE, LAFAYETTE, LANGLADE, LINCOLN, MANITOWOC, MARATHON, MARINETTE, MARQUETTE, MENOMINEE, MONROE, OCONTO, ONEIDA, OUTAGAMIE, PEPIN, PIERCE, POLK, PORTAGE, PRICE, RICHLAND, ROCK, RUSK, SAUK, SAWYER, SHAWANO, SHEBOYGAN, ST. CROIX, TAYLOR, TREMPLEAU, VERNON, VILLAS, WALWORTH, WASHBURN, WAUPACA, WAUSHARA, WINNEBAGO, AND WOOD COUNTIES

	Rates	Fringes
LABORER		
Group 1.....	\$ 37.57	19.25
Group 2.....	\$ 37.67	19.25
Group 3.....	\$ 37.72	19.25
Group 4.....	\$ 37.92	19.25
Group 5.....	\$ 37.77	19.25
Group 6.....	\$ 34.20	19.25

LABORER CLASSIFICATIONS

GROUP 1: General Laborer; Tree Trimmer; Conduit Layer; Demolition and Wrecking Laborer; Guard Rail, Fence, and Bridge Builder; Landscaper; Multiplate Culvert Assembler; Stone Handler; Bituminous Worker (Shoveler, Loader, and Utility Man); Batch Truck Dumper or Cement Handler; Bituminous Worker (Dumper, Ironer, Smoother and Tamper); Concrete Handler

GROUP 2: Air Tool Operator; Joint Sawyer and Filler (Pavement); Vibrator or Tamper Operator (Mechanical Hand Operated); Chain Saw Operator, Demolition Burning Torch Laborer

GROUP 3: Bituminous Worker (Raker and Luteman); Formsetter (Curb, Sidewalk and Pavement); Strike Off Man

GROUP 4: Line and Grade Specialist

GROUP 5: Blaster; powderman

GROUP 6: Flagperson; Traffic Control

LAB00464-003 06/01/2023

DANE COUNTY

	Rates	Fringes
LABORER		
Group 1.....	\$ 37.85	19.25
Group 2.....	\$ 37.95	19.25
Group 3.....	\$ 38.00	19.25
Group 4.....	\$ 38.20	19.25
Group 5.....	\$ 38.05	19.25

Group 6.....\$ 34.20 19.25

LABORERS CLASSIFICATIONS:

GROUP 1: General Laborer; Tree Trimmer; Conduit Layer; Demolition and Wrecking Laborer; Guard Rail, Fence, and Bridge Builder; Landscaper; Multiplate Culvert Assembler; Stone Handler; Bituminous Worker (Shoveler, Loader, and Utility Man); Batch Truck Dumper or Cement Handler; Bituminous Worker (Dumper, Ironer, Smoother, and Tamper); Concrete Handler

GROUP 2: Air Tool Operator; Joint Sawyer and Filler (Pavement); Vibrator or Tamper Operator (Mechanical Hand Operated); Chain Saw Operator; Demolition Burning Torch Laborer

GROUP 3: Bituminous Worker (Raker and Luteman); Formsetter (Curb, Sidewalk, and Pavement); Strike Off Man

GROUP 4: Line and Grade Specialist

GROUP 5: Blaster; Powderman

GROUP 6: Flagperson and Traffic Control Person

PAIN0106-008 05/01/2023

ASHLAND, BAYFIELD, BURNETT, AND DOUGLAS COUNTIES

	Rates	Fringes
Painters:		
New:		
Brush, Roller.....	\$ 34.59	24.84
Spray, Sandblast, Steel....	\$ 35.19	24.84
Repaint:		
Brush, Roller.....	\$ 33.09	24.84
Spray, Sandblast, Steel....	\$ 33.69	24.84

PAIN0108-002 06/01/2023

RACINE COUNTY

	Rates	Fringes
Painters:		
Brush, Roller.....	\$ 41.04	21.95
Spray & Sandblast.....	\$ 42.04	21.95

PAIN0259-002 05/01/2008

BARRON, CHIPPEWA, DUNN, EAU CLAIRE, PEPIN, PIERCE, POLK, RUSK, SAWYER, ST. CROIX, AND WASHBURN COUNTIES

	Rates	Fringes
PAINTER.....	\$ 24.11	12.15

PAIN0259-004 05/01/2015

BUFFALO, CRAWFORD, JACKSON, LA CROSSE, MONROE, TREMPPEALEAU, AND VERNON COUNTIES

	Rates	Fringes
PAINTER.....	\$ 22.03	12.45

PAIN0781-002 06/01/2023		

JEFFERSON, MILWAUKEE, OZAUKEE, WASHINGTON, AND WAUKESHA COUNTIES

	Rates	Fringes
Painters:		
Bridge.....	\$ 39.84	24.86
Brush.....	\$ 39.09	24.86
Spray & Sandblast.....	\$ 39.84	24.86

PAIN0802-002 06/01/2023

COLUMBIA, DANE, DODGE, GRANT, GREEN, IOWA, LAFAYETTE, RICHLAND,
ROCK, AND SAUK COUNTIES

	Rates	Fringes
PAINTER		
Brush.....	\$ 35.00	20.62

PREMIUM PAY:
Structural Steel, Spray, Bridges = \$1.00 additional per
hour.

PAIN0802-003 06/01/2023

ADAMS, BROWN, CALUMET, CLARK, DOOR, FOND DU LAC, FOREST, GREEN
LAKE, IRON, JUNEAU, KEWAUNEE, LANGLADE, LINCOLN, MANITOWOC,
MARATHON, MARINETTE, MARQUETTE, MENOMINEE, OCONTO, ONEIDA,
OUTAGAMIE, PORTAGE, PRICE, SHAWANO, SHEBOYGAN, TAYLOR, VILAS,
WAUSHARA, WAUPACA, WINNEBAGO, AND WOOD COUNTIES

	Rates	Fringes
PAINTER.....	\$ 35.00	20.62

PAIN0934-001 06/01/2022

KENOSHA AND WALWORTH COUNTIES

	Rates	Fringes
Painters:		
Brush.....	\$ 36.70	24.69
Spray.....	\$ 37.70	24.69
Structural Steel.....	\$ 36.85	24.69

PAIN1011-002 06/06/2021

FLORENCE COUNTY

	Rates	Fringes
Painters:.....	\$ 26.71	14.38

PLAS0599-002 06/01/2023

	Rates	Fringes
CEMENT MASON/CONCRETE FINISHER		
Area A.....	\$ 45.17	27.27
Area B.....	\$ 39.97	25.02
Area C.....	\$ 40.40	25.25
Area D.....	\$ 41.16	24.49
Area E.....	\$ 40.50	25.14
Area F.....	\$ 36.98	28.67

AREA DESCRIPTIONS

AREA A: ASHLAND, BURNETT, BAYFIELD, DOUGLAS, IRON, PRICE, SAWYER, AND WASHBURN COUNTIES

AREA B: ADAMS, BARRON, BROWN, CALUMET, CHIPPEWA, CLARK, COLUMBIA, DODGE, DOOR, DUNN, FLORENCE, FOND DU LAC, FOREST, GREEN LAKE, JEFFERSON, KEWAUNEE, LANGLADE, LINCOLN, MANITOWOC, MARATHON, MARINETTE, MARQUETTE, MENOMINEE, OCONTO, ONEIDA, OUTAGAMIE, POLK, PORTAGE, RUSK, ST. CROIX, SAUK, SHAWANO, SHEBOYGAN, TAYLOR, VILAS, WALWORTH, WAUPACA, WAUSHARA, WINNEBAGO, AND WOOD COUNTIES

AREA C: BUFFALO, CRAWFORD, EAU CLAIRE, JACKSON, JUNEAU, LA CROSSE, MONROE, PEPIN, PIERCE, RICHLAND, TREMPLEAU, AND VERNON COUNTIES

AREA D: MILWAUKEE, OZAUKEE, WASHINGTON, AND WAUKESHA COUNTIES

AREA E: DANE, GRANT, GREEN, IOWA, LAFAYETTE, AND ROCK COUNTIES

AREA F: KENOSHA AND RACINE COUNTIES

PLUM0011-003 05/01/2023

ASHLAND, BAYFIELD, BURNETT, DOUGLAS, IRON, SAWYER, AND WASHBURN COUNTIES

	Rates	Fringes
PLUMBER.....	\$ 47.52	25.78

PLUM0075-002 06/01/2016

MILWAUKEE, OZAUKEE, WASHINGTON, AND WAUKESHA COUNTIES

	Rates	Fringes
PLUMBER.....	\$ 40.27	21.47

PLUM0075-004 06/01/2016

DODGE (Watertown), GREEN, JEFFERSON, LAFAYETTE, AND ROCK COUNTIES

	Rates	Fringes
PLUMBER.....	\$ 40.52	21.47

PLUM0075-009 06/01/2016

COLUMBIA, DANE, IOWA, MARQUETTE, RICHLAND AND SAUK COUNTIES

	Rates	Fringes
PLUMBER.....	\$ 38.82	20.12

PLUM0111-007 05/28/2018		

MARINETTE COUNTY (Niagara only)

	Rates	Fringes
PLUMBER/PIPEFITTER.....	\$ 33.33	24.48

PLUM0118-002 06/01/2023		

KENOSHA, RACINE, AND WALWORTH COUNTIES

	Rates	Fringes
Plumber and Steamfitter.....	\$ 50.50	25.47

PLUM0400-003 05/29/2023		

ADAMS, BROWN, CALUMET, DODGE (except Watertown), DOOR, FOND DU LAC, GREEN LAKE, KEWAUNEE, MANITOWOC, MARINETTE (except Niagara), MENOMINEE, OCONTO, OUTAGAMIE, SHAWANO, SHEBOYGAN, WAUPACA, WAUSHARA, AND WINNEBAGO COUNTIES

	Rates	Fringes
PLUMBER/PIPEFITTER.....	\$ 49.85	20.94

PLUM0434-002 05/28/2023		

BARON, BUFFALO, CHIPPEWA, CLARK, CRAWFORD, DUNN, EAU CLAIRE, FLORENCE, FOREST, GRANT, JACKSON, JUNEAU, LA CROSSE, LANGLADE, LINCOLN, MARATHON, MONROE, ONEIDA, PEPIN, PIERCE, POLK, PORTAGE, PRICE, RUSK, ST. CROIX, TAYLOR, TREMPLEAU, VERNON, VILAS, AND WOOD COUNTIES

	Rates	Fringes
PIPEFITTER.....	\$ 46.89	22.73

PLUM0601-003 06/01/2022		

DODGE (Watertown), GREEN, JEFFERSON, LAFAYETTE, MILWAUKEE, OZAUKEE, ROCK, WASHINGTON AND WAUKESHA COUNTIES

	Rates	Fringes
PIPEFITTER.....	\$ 50.00	28.93

PLUM0601-009 06/01/2022		

COLUMBIA, DANE, IOWA, MARQUETTE, RICHLAND AND SAUK COUNTIES

	Rates	Fringes
PIPEFITTER.....	\$ 52.06	26.86

TEAM0039-002 06/01/2023

	Rates	Fringes
TRUCK DRIVER		
1 & 2 Axle Trucks.....	\$ 35.57	26.09
3 or more axles; Euclids or Dumptor, Articulated Truck, Mechanic.....	\$ 35.72	26.09

SUWI2011-001 11/16/2011

	Rates	Fringes
WELL DRILLER.....	\$ 16.52	

WELDERS - Receive rate prescribed for craft performing
operation to which welding is incidental.

=====
Note: Executive Order (EO) 13706, Establishing Paid Sick Leave for Federal Contractors applies to all contracts subject to the Davis-Bacon Act for which the contract is awarded (and any solicitation was issued) on or after January 1, 2017. If this contract is covered by the EO, the contractor must provide employees with 1 hour of paid sick leave for every 30 hours they work, up to 56 hours of paid sick leave each year. Employees must be permitted to use paid sick leave for their own illness, injury or other health-related needs, including preventive care; to assist a family member (or person who is like family to the employee) who is ill, injured, or has other health-related needs, including preventive care; or for reasons resulting from, or to assist a family member (or person who is like family to the employee) who is a victim of, domestic violence, sexual assault, or stalking. Additional information on contractor requirements and worker protections under the EO is available at <https://www.dol.gov/agencies/whd/government-contracts>.

Unlisted classifications needed for work not included within the scope of the classifications listed may be added after award only as provided in the labor standards contract clauses (29CFR 5.5 (a) (1) (ii)).

The body of each wage determination lists the classification and wage rates that have been found to be prevailing for the cited type(s) of construction in the area covered by the wage determination. The classifications are listed in alphabetical order of ""identifiers"" that indicate whether the particular rate is a union rate (current union negotiated rate for local), a survey rate (weighted average rate) or a union average rate (weighted union average rate).

Union Rate Identifiers

A four letter classification abbreviation identifier enclosed in dotted lines beginning with characters other than ""SU"" or ""UAVG"" denotes that the union classification and rate were

prevailing for that classification in the survey. Example: PLUM0198-005 07/01/2014. PLUM is an abbreviation identifier of the union which prevailed in the survey for this classification, which in this example would be Plumbers. 0198 indicates the local union number or district council number where applicable, i.e., Plumbers Local 0198. The next number, 005 in the example, is an internal number used in processing the wage determination. 07/01/2014 is the effective date of the most current negotiated rate, which in this example is July 1, 2014.

Union prevailing wage rates are updated to reflect all rate changes in the collective bargaining agreement (CBA) governing this classification and rate.

Survey Rate Identifiers

Classifications listed under the "SU" identifier indicate that no one rate prevailed for this classification in the survey and the published rate is derived by computing a weighted average rate based on all the rates reported in the survey for that classification. As this weighted average rate includes all rates reported in the survey, it may include both union and non-union rates. Example: SULA2012-007 5/13/2014. SU indicates the rates are survey rates based on a weighted average calculation of rates and are not majority rates. LA indicates the State of Louisiana. 2012 is the year of survey on which these classifications and rates are based. The next number, 007 in the example, is an internal number used in producing the wage determination. 5/13/2014 indicates the survey completion date for the classifications and rates under that identifier.

Survey wage rates are not updated and remain in effect until a new survey is conducted.

Union Average Rate Identifiers

Classification(s) listed under the UAVG identifier indicate that no single majority rate prevailed for those classifications; however, 100% of the data reported for the classifications was union data. EXAMPLE: UAVG-OH-0010 08/29/2014. UAVG indicates that the rate is a weighted union average rate. OH indicates the state. The next number, 0010 in the example, is an internal number used in producing the wage determination. 08/29/2014 indicates the survey completion date for the classifications and rates under that identifier.

A UAVG rate will be updated once a year, usually in January of each year, to reflect a weighted average of the current negotiated/CBA rate of the union locals from which the rate is based.

WAGE DETERMINATION APPEALS PROCESS

1.) Has there been an initial decision in the matter? This can be:

- * an existing published wage determination
- * a survey underlying a wage determination
- * a Wage and Hour Division letter setting forth a position on a wage determination matter

* a conformance (additional classification and rate) ruling

On survey related matters, initial contact, including requests for summaries of surveys, should be with the Wage and Hour National Office because National Office has responsibility for the Davis-Bacon survey program. If the response from this initial contact is not satisfactory, then the process described in 2.) and 3.) should be followed.

With regard to any other matter not yet ripe for the formal process described here, initial contact should be with the Branch of Construction Wage Determinations. Write to:

Branch of Construction Wage Determinations
Wage and Hour Division
U.S. Department of Labor
200 Constitution Avenue, N.W.
Washington, DC 20210

2.) If the answer to the question in 1.) is yes, then an interested party (those affected by the action) can request review and reconsideration from the Wage and Hour Administrator (See 29 CFR Part 1.8 and 29 CFR Part 7). Write to:

Wage and Hour Administrator
U.S. Department of Labor
200 Constitution Avenue, N.W.
Washington, DC 20210

The request should be accompanied by a full statement of the interested party's position and by any information (wage payment data, project description, area practice material, etc.) that the requestor considers relevant to the issue.

3.) If the decision of the Administrator is not favorable, an interested party may appeal directly to the Administrative Review Board (formerly the Wage Appeals Board). Write to:

Administrative Review Board
U.S. Department of Labor
200 Constitution Avenue, N.W.
Washington, DC 20210

4.) All decisions by the Administrative Review Board are final.

=====

END OF GENERAL DECISION

..

"General Decision Number: WI20230011 10/13/2023

Superseded General Decision Number: WI20220011

State: Wisconsin

Construction Type: Building

Counties: Adams, Ashland, Barron, Bayfield, Buffalo, Burnett, Clark, Columbia, Crawford, Dodge, Door, Dunn, Florence, Fond Du Lac, Forest, Grant, Green, Green Lake, Iowa, Iron, Jackson, Jefferson, Juneau, Kewaunee, Lafayette, Langlade, Lincoln, Manitowoc, Marinette, Marquette, Menominee, Monroe, Oconto, Oneida, Pepin, Polk, Portage, Price, Richland, Rusk, Sauk, Sawyer, Shawano, Taylor, Trempealeau, Vernon, Vilas, Walworth, Washburn, Waupaca, Waushara and Wood Counties in Wisconsin.

BUILDING CONSTRUCTION PROJECTS (does not include residential construction consisting of single family homes and apartments up to and including 4 stories)

Note: Contracts subject to the Davis-Bacon Act are generally required to pay at least the applicable minimum wage rate required under Executive Order 14026 or Executive Order 13658. Please note that these Executive Orders apply to covered contracts entered into by the federal government that are subject to the Davis-Bacon Act itself, but do not apply to contracts subject only to the Davis-Bacon Related Acts, including those set forth at 29 CFR 5.1(a)(2)-(60).

<p>If the contract is entered into on or after January 30, 2022, or the contract is renewed or extended (e.g., an option is exercised) on or after January 30, 2022:</p>	<ul style="list-style-type: none"> . Executive Order 14026 generally applies to the contract. . The contractor must pay all covered workers at least \$16.20 per hour (or the applicable wage rate listed on this wage determination, if it is higher) for all hours spent performing on the contract in 2023.
<p>If the contract was awarded on or between January 1, 2015 and January 29, 2022, and the contract is not renewed or extended on or after January 30, 2022:</p>	<ul style="list-style-type: none"> . Executive Order 13658 generally applies to the contract. . The contractor must pay all covered workers at least \$12.15 per hour (or the applicable wage rate listed on this wage determination, if it is higher) for all hours spent performing on that contract in 2023.

The applicable Executive Order minimum wage rate will be adjusted annually. If this contract is covered by one of the Executive Orders and a classification considered necessary for performance of work on the contract does not appear on this wage determination, the contractor must still submit a conformance request.

Additional information on contractor requirements and worker protections under the Executive Orders is available at <http://www.dol.gov/whd/govcontracts>.

Modification Number	Publication Date
0	01/06/2023
1	01/13/2023
2	01/20/2023
3	01/27/2023
4	03/31/2023
5	04/07/2023
6	06/02/2023
7	06/09/2023
8	06/16/2023
9	06/23/2023
10	07/07/2023
11	07/14/2023
12	08/04/2023
13	08/25/2023
14	09/01/2023
15	10/13/2023

ASBE0019-002 06/01/2023

Rates Fringes

Asbestos Workers/Insulator
 (Includes the application of all insulating materials, protective coverings, coatings, and finishes to all types of mechanical systems. Includes preparation, wetting, stripping, removal, scrapping, vacuuming, bagging and disposing of all insulation materials from mechanical systems whether they contain asbestos or not)....\$ 42.80 36.10

ASBE0034-005 06/12/2023

Rates Fringes

Asbestos Workers/Insulator
 (Includes the application of all insulating materials; protective coatings, coverings, and finishes to all types of mechanical systems. Includes preparation, wetting, stripping, removal, scrapping, vacuuming, bagging and disposing of all insulation materials from mechanical systems whether they contain asbestos or not)....\$ 41.50 38.17

ASBE0049-003 06/01/2023

Rates Fringes

Asbestos Workers/Insulator
 (Includes the application of
 all insulating materials;
 protective coverings,
 coatings, and finishes to all
 types of mechanical systems.
 Includes preparation,
 wetting, stripping, removal,
 scrapping, vacuuming, bagging
 and disposing of all
 insulation materials from
 mechanical systems whether
 they contain asbestos or not)....\$ 37.62 29.00

ASBE0127-002 06/01/2023

Rates Fringes

Heat and Frost Insulator
 (Includes the application of
 all insulating materials,
 protective coverings,
 coatings and finishes to all
 types of mechanical systems;
 and the application of
 firestopping material in
 walls, floors, ceilings.
 Includes preparation,
 wetting, stripping, removal,
 scrapping vacuuming, bagging
 and disposing of all
 insulation materials from
 mechanical systems whether
 they contain asbestos or not)....\$ 39.59 26.21

BOIL0107-001 01/01/2021

Rates Fringes

BOILERMAKER
 Boilermaker.....\$ 39.52 31.50
 Small Boiler Repair (under
 25,000 lbs/hr).....\$ 26.91 16.00

* BRWI0001-003 06/01/2023

CRAWFORD, JUNEAU, MONROE, TREMPPEALEAU, AND VERNON COUNTIES

Rates Fringes

Bricklayer & Tile Setter.....\$ 40.18 25.88

* BRWI0002-003 06/01/2023

ASHLAND, BURNETT, IRON, WASHBURN

Rates Fringes

BRICKLAYER
 Bricklayer, Tile Setter.....\$ 47.10 25.16
 Cement Mason/Concrete
 Finisher.....\$ 44.75 25.16

* BRWI0002-004 06/01/2023

BAYFIELD COUNTY

Rates Fringes

BRICKLAYER
Bricklayer & Tile Setter....\$ 47.10 25.16

* BRWI0003-001 06/01/2023

DOOR, KEWAUNEE, FLORENCE, FOND DU LAC, GREEN LAKE, MANITOWOC,
MARINETTE, MARQUETTE, OCONTO, SHAWANO, WAUPACA, AND WAUSHARA
COUNTIES

Rates Fringes

BRICKLAYER
Bricklayer, Cement Mason,
Tile Setter.....\$ 40.00 26.06

* BRWI0004-003 06/01/2023

WALWORTH COUNTY

Rates Fringes

BRICKLAYER.....\$ 44.50 26.96
CEMENT MASON/CONCRETE FINISHER...\$ 40.16 26.96
TILE SETTER.....\$ 37.29 26.96

* BRWI0006-001 06/01/2023

ADAMS, CLARK, FOREST, LANGLADE, LINCOLN, MENOMINEE, ONEIDA,
PORTAGE, TAYLOR, VILAS AND WOOD COUNTIES

Rates Fringes

BRICKLAYER
Bricklayer,Cement
Mason,Tile Setter.....\$ 40.08 25.98

* BRWI0006-004 06/01/2023

PRICE COUNTY

Rates Fringes

Bricklayer & Tile Setter.....\$ 40.08 25.98

* BRWI0007-003 06/01/2023

GREEN AND LAFAYETTE COUNTIES

Rates Fringes

Bricklayer & Tile Setter.....\$ 40.95 26.80

* BRWI0013-003 06/01/2023

GRANT, IOWA, AND RICHLAND COUNTIES

Rates Fringes

Bricklayer.....\$ 41.56 26.19

Tile Layer.....	\$ 38.40	25.66
-----------------	----------	-------

* BRWI0019-004 06/01/2023

BARRON, BURNETT (Southern half), DUNN, PEPIN, POLK, RUSK, AND WASHBURN (Southern half) COUNTIES

	Rates	Fringes
--	-------	---------

BRICKLAYER

Bricklayer, Cement Mason, Tile Layer.....	\$ 39.32	26.74
--	----------	-------

* BRWI0019-005 06/01/2023

SAWYER COUNTY

	Rates	Fringes
--	-------	---------

Bricklayer & Tile Setter.....	\$ 39.32	26.74
-------------------------------	----------	-------

* BRWI0021-001 06/01/2023

DODGE AND JEFFERSON COUNTIES

	Rates	Fringes
--	-------	---------

BRICKLAYER

Bricklayer, Cement Mason, Tile Layer.....	\$ 40.49	27.24
--	----------	-------

* BRWI0034-001 06/01/2023

COLUMBIA AND SAUK COUNTIES

	Rates	Fringes
--	-------	---------

BRICKLAYER

Bricklayer, Cement Mason, Tile Layer.....	\$ 41.56	26.19
--	----------	-------

CARP0068-013 05/02/2022

BURNETT (West of highway 48) AND POLK(West of Highways 35, 48 & 65) COUNTIES

	Rates	Fringes
--	-------	---------

CARPENTER (Including Drywall Hanging, Acoustical work).....	\$ 41.51	27.32
--	----------	-------

* CARP0310-003 06/01/2023

Ashland, Bayfield, Iron, Price and Shawano

	Rates	Fringes
--	-------	---------

CARPENTER (Including Drywall Hanging, Acoustical Work).....	\$ 38.86	27.06
--	----------	-------

* CARP0314-003 06/01/2023

Columbia, Dodge, Grant, Green, Iowa, Jefferson, Lafayette,

Richland, Sauk and Walworth

	Rates	Fringes
CARPENTER (Including Drywall Hanging, Acoustical work).....	\$ 38.86	27.06

CARP0361-006 05/03/2021		

BAYFIELD COUNTY (West of Hwy 63)

	Rates	Fringes
Carpenters: (Including Drywall Hanging, Acoustical work).....	\$ 39.71	26.01

* CARP1056-004 06/01/2023		

	Rates	Fringes
MILLWRIGHT.....	\$ 40.00	27.77

* CARP1074-006 06/01/2023		

Barron, Burnett, Dunn, Pepin, Polk, Rusk, Sawyer and Washburn

	Rates	Fringes
CARPENTER (Including Drywall Hanging & Accoustical Work).....	\$ 38.86	27.06

* CARP1143-003 06/01/2023		

Crawford and Vernon

	Rates	Fringes
CARPENTER (Including Drywall Hanging, Acoustical work).....	\$ 38.86	27.06

* CARP1146-004 06/01/2023		

Florence, Marinette and Oconto

	Rates	Fringes
CARPENTER (Including Drywall Hanging, Acoustical work).....	\$ 38.86	27.06

CARP1348-006 05/01/2020		

BAYFIELD COUNTY (Western 1/3)

	Rates	Fringes
MILLWRIGHT.....	\$ 35.75	21.30

ELEC0014-001 12/25/2022		

ASHLAND, BARRON, BAYFIELD, BUFFALO, BURNETT, CHIPPEWA, CLARK (Except Colby, Fremont, Lynn, Maryville, Sherman, Sherwood, Unity), CRAWFORD, DUNN, GRANT, IRON, JACKSON, MONROE, PEPIN, POLK, PRICE, RICHLAND, RUSK, SAWYER, TAYLOR, TREMPPEALEAU,

VERNON, AND WASHBURN COUNTIES

	Rates	Fringes
ELECTRICIAN.....	\$ 39.25	22.34

 ELEC0014-005 05/29/2022

	Rates	Fringes
Teledata System Installer		
Installer/Technician.....	\$ 29.63	3%+16.18

Low voltage construction, installation, maintenance and removal of teledata facilities (voice, data, and video) including outside plant, telephone and data inside wire, interconnect, terminal equipment, central offices, PABX, fiber optic cable and equipment, micro waves, V-SAT, bypass, CATV, WAN (wide area networks), LAN (local area networks), and ISDN (integrated systems digital network).

 ELEC0158-007 05/30/2021

DOOR, KEWAUNEE, MANITOWOC (except Schleswig), MARINETTE (Wausaukee and area South thereof), OCONTO, MENOMINEE (East of a line 6 miles West of the West boundary of Oconto County), SHAWANO (Except Area North of Townships of Aniwa and Hutchins) COUNTIES

	Rates	Fringes
Electricians:.....	\$ 36.14	29.75%+10.26

 ELEC0159-001 05/30/2021

COLUMBIA, DODGE (West of Hwy 26 except Chester and Emmet Twps), GREEN LAKE COUNTY (Except Townships of Berlin, Seneca & St. Marie), IOWA, MARQUETTE COUNTY (Except Townships of Neshkoka, Crystal Lake, Newton, and Springfield), AND SAUK COUNTIES

	Rates	Fringes
Electricians:.....	\$ 43.38	23.13

 ELEC0219-006 06/01/2019

FLORENCE COUNTY (Townships of Aurora, Commonwealth, Fern, Florence and Homestead) AND MARINETTE COUNTY (Township of Niagara)

	Rates	Fringes
ELECTRICIAN		
Electrical contracts over \$180,000.....	\$ 33.94	21.80
Electrical contracts under \$180,000.....	\$ 31.75	21.73

 * ELEC0388-004 06/01/2023

ADAMS, CLARK (Colby, Fremont, Lynn, Mayville, Sherman, Sherwood, Unity), FOREST, JUNEAU, LANGLADE, LINCOLN, MARINETTE (Beecher, Dunbar, Goodman & Pembine), MENOMINEE (Area West of a line 6 miles West of the West boundary of Oconto County), ONEIDA, PORTAGE, SHAWANO (Aniwa and Hutchins), VILAS AND WOOD COUNTIES

	Rates	Fringes
ELECTRICIAN.....	\$ 38.74	26%+11.76

ELEC0494-010 06/01/2021		

DODGE COUNTY (Area East of Hwy 26 including all of Chester Township, but excluding Emmet Township), FOND DU LAC (except Waupun), AND MANITOWOC (Schleswig) COUNTIES

	Rates	Fringes
ELECTRICIAN.....	\$ 37.91	22.74

ELEC0494-014 05/29/2022		

DODGE (Area East of Hwy 26 including Chester Twp but excluding Emmet Twp), FOND DU LAC (Except Waupun), AND MANITOWOC (Schleswig) COUNTIES

	Rates	Fringes
Sound & Communications		
Installer.....	\$ 22.39	18.80
Technician.....	\$ 33.19	21.12

Installation, testing, maintenance, operation and servicing of all sound, intercom, telephone interconnect, closed circuit TV systems, radio systems, background music systems, language laboratories, electronic carillon, antenna distribution systems, clock and program systems and low-voltage systems such as visual nurse call, audio/visual nurse call systems, doctors entrance register systems. Includes all wire and cable carrying audio, visual, data, light and radio frequency signals. Includes the installation of conduit, wiremold, or raceways in existing structures that have been occupied for six months or more where required for the protection of the wire or cable, but does not mean a complete conduit or raceway system. work covered does not include the installation of conduit, wiremold or any raceways in any new construction, or the installation of power supply outlets by means of which external electric power is supplied to any of the foregoing equipment or products

ELEC0577-001 06/01/2022		
GREEN LAKE (N. Part including Twps of Berlin, St Marie, and Seneca), MARQUETTE (N. part including Twps of Crystal Lake, Neshkoro, Newton, and Springfield), WAUPACA, AND WAUSHARA COUNTIES,		

Rates Fringes

ELECTRICIAN.....\$ 37.41 29.50%+10.00

ELEC0890-005 06/01/2022

DODGE (Emmet Township only), GREEN, JEFFERSON, LAFAYETTE, AND
WALWORTH COUNTIES

Rates Fringes

ELECTRICIAN.....\$ 40.70 25.95%+11.26

* ENGI0139-004 06/05/2023

Rates Fringes

OPERATOR: Power Equipment

- (1) Cranes, Tower Cranes with or w/o attachments over 100 tons; Cranes, tower Cranes with boom, leads and or jib length 176 ft or longer.....\$ 47.53 25.89
- (2) Cranes, Tower Cranes with or w/o attachments 100 tons or less; Cranes, Tower Cranes with boom, leads, and or jib lengths 175 ft or less.....\$ 46.28 25.89
- (3) Travelling Crane (bridge type).....\$ 43.23 25.89
- (4) Hydraulic Crane, 10 tons or less.....\$ 42.70 25.89
- (6) Forklift.....\$ 39.10 25.89

HAZARDOUS WASTE PREMIUMS:

- EPA Level "A" Protection: \$3.00 per hour
- EPA Level "B" Protection: \$2.00 per hour
- EPA Level "C" Protection: \$1.00 per hour

IRON0008-012 06/01/2023

CALUMET, DOOR, FOND DU LAC, KEWAUNEE, MANITOWOC, MARINETTE,
OCONTO, OUTAGAMI, SHAWANO AND WALWORTH (Northeastern part)
COUNTIES

Rates Fringes

IRONWORKER.....\$ 43.40 30.67

Paid Holidays: New Year's Day, Memorial Day, July 4th, Labor Day, Thanksgiving Day & Christmas Day.

IRON0383-004 06/01/2023

ADAMS, COLUMBIA, CRAWFORD, DODGE, FLORENCE, FOREST, GRANT,
GREENE (Except S.E. tip), GREEN LAKE, IOWA, JEFFERSON, JUNEAU,
LAFAYETTE, LANGLADE, MARATHON, MARQUETTE, MENOMINEE, MONROE,
PORTAGE, RICHLAND, SAUK, VERNON, WAUPACA, WAUSHARA, AND WOOD
COUNTIES

	Rates	Fringes
IRONWORKER.....	\$ 41.00	30.13

* IRON0498-007 06/01/2023

GREEN (S.E. 1/3) AND WALWORTH (Except N.E. part) COUNTIES

	Rates	Fringes
IRONWORKER.....	\$ 45.18	47.08

* IRON0512-009 04/30/2023

BARRON, BUFFALO, CLARK, DUNN, JACKSON, PEPIN, POLK, RUSK,
TAYLOR AND TREMPLEAU COUNTIES

	Rates	Fringes
IRONWORKER.....	\$ 43.00	34.11

* IRON0512-023 04/30/2023

ASHLAND, BAYFIELD, BURNETT, IRON, LINCOLN, ONEIDA, PRICE,
SAWYER, VILAS AND WASHBURN COUNTIES

	Rates	Fringes
IRONWORKER.....	\$ 39.14	34.11

LAB00140-003 06/05/2023

BUFFALO, CRAWFORD, GRANT, JACKSON, JUNEAU, MONROE, RICHLAND,
TREMPLEAU (Southern part), AND VERNON COUNTIES

	Rates	Fringes
Laborer, General.....	\$ 34.60	19.25
Laborer: Asbestos/hazardous material remover (Preparation, Removal and Encapsulation of Hazardous Materials from Non-Mechanical Systems).....	\$ 33.55	19.25

NOTE: Mason Tender \$1.00 over general laborer scale;
Pipelayer \$1.00 over general laborer scale

LAB00268-001 06/05/2023

AREA 1: BARRON, CLARK (West 1/3), DUNN, PEPIN, POLK, RUSK
TAYLOR (West 1/3)

AREA 2: CLARK (East 2/3), LANGLADE, LINCOLN, ONEIDA, PRICE,
TAYLOR (East 2/3), VILAS, WOOD

AREA 3: BURNETT, IRON, SAWYER, WASHBURN

Rates Fringes

Laborer, General		
Area 1.....	\$ 34.60	19.25
Area 2.....	\$ 33.95	19.25
Area 3.....	\$ 33.25	19.25

Laborer: Asbestos/hazardous material remover (Preparation, Removal, Encapsulation of Hazardous materials from Non-mechanical Systems)		
Area 1.....	\$ 33.55	19.25
Area 2.....	\$ 33.55	19.25
Area 3.....	\$ 33.55	19.25

NOTE: Mason Tender \$1.00 over general laborer. Burnett, Iron, Sawyer & Washburn \$.70 over general laborer.

LAB00330-001 06/01/2023

DODGE, DOOR, FLORENCE, FOND DU LAC, FOREST, GREEN LAKE, KEWAUNEE, MANITOWOC, MARINETTE, MARQUETTE, MENOMINEE, OCONTO, PORTAGE, SHAWANO, WAUPACA, WAUSHARA

Rates Fringes

Laborer: Asbestos/hazardous material remover (Preparation, Removal, Encapsulation of Hazardous materials from Non-mechanical Systems).....		
	\$ 33.55	19.25
Laborers, General.....	\$ 33.95	19.25

NOTE: Mason Tender \$1.00 over general laborer.

LAB00464-005 06/05/2023

ADAMS, COLUMBIA, GREEN, JEFFERSON, LAFAYETTE, SAUK, AND WALWORTH COUNTIES

Rates Fringes

Laborer, General		
Adams County.....	\$ 33.95	19.25
Remaining Area.....	\$ 34.60	19.25
Laborer: Asbestos/hazardous material remover (Preparation, Removal, Encapsulation of Hazardous Materials from Non-mechanical Systems)		
Adams County.....	\$ 33.55	19.25
Remaining Area.....	\$ 33.55	19.25

LAB00464-008 06/01/2023

Rates Fringes

Landscape Laborer.....	\$ 19.72	17.84
------------------------	----------	-------

LAB01091-001 06/01/2023

BAYFIELD (West of County Trunk A including the Iron River National Fish Hatchery and Great Lakes Transmission Co., Station 6) COUNTY

	Rates	Fringes
Laborer, General.....	\$ 31.74	22.55
Laborer: Asbestos/hazardous material remover (Preparation, Removal, Encapsulation of Hazardous materials from Non-mechanical Systems).....	\$ 33.55	19.25

LAB01091-002 06/01/2023		

ASHLAND & BAYFIELD (East of County Trunk A exclusive of the Iron River National Fish Hatchery and Great Lakes Transmission Co., Station 6) COUNTIES

	Rates	Fringes
Laborer, General.....	\$ 30.29	22.55
Laborer: Asbestos/hazardous material remover (Preparation, Removal, Encapsulation of Hazardous materials from Non-mechanical Systems).....	\$ 33.55	19.25

PLAS0599-003 06/04/2023		

PEPIN COUNTY

	Rates	Fringes
CEMENT MASON/CONCRETE FINISHER...	\$ 36.04	25.80
PLASTERER.....	\$ 39.26	23.92

PLAS0599-007 06/04/2023		

BUFFALO, CRAWFORD, JACKSON, JUNEAU, MONROE, POLK, RICHLAND, TREMPLEAU, AND VERNON COUNTIES

	Rates	Fringes
CEMENT MASON/CONCRETE FINISHER...	\$ 36.04	25.80
PLASTERER.....	\$ 39.26	23.92

PLAS0599-011 06/05/2023		

GRANT, GREEN, IOWA, AND LAFAYETTE COUNTIES

	Rates	Fringes
CEMENT MASON/CONCRETE FINISHER...	\$ 42.07	24.59
PLASTERER.....	\$ 39.98	25.81

* PLAS0633-046 06/01/2023		

BAYFIELD, PRICE, AND SAWYER COUNTIES

	Rates	Fringes
CEMENT MASON/CONCRETE FINISHER...	\$ 45.17	22.13
PLASTERER.....	\$ 38.24	23.23

 PLUM0011-009 05/01/2023

ASHLAND BAYFIELD, BURNETT, IRON, SAWYER, AND WASHBURN COUNTIES

	Rates	Fringes
PLUMBER/PIPEFITTER (Including HVAC work).....	\$ 47.52	25.78

 PLUM0075-006 06/01/2021

DODGE (Watertown), GREEN, JEFFERSON, AND LAFAYETTE COUNTIES

	Rates	Fringes
PLUMBER (Including HVAC work)....	\$ 48.50	25.29

 PLUM0075-008 06/01/2021

COLUMBIA, IOWA, MARQUETTE, RICHLAND, AND SAUK COUNTIES

	Rates	Fringes
PLUMBER (Including HVAC work)....	\$ 48.50	25.29

 PLUM0118-003 06/01/2023

WALWORTH COUNTY

	Rates	Fringes
PLUMBER/PIPEFITTER (Including HVAC work).....	\$ 50.50	25.47

 PLUM0400-002 06/04/2018

ADAMS, CALUMET, DODGE (Except Watertown), DOOR, FOND DU LAC, GREEN LAKE, KEWAUNEE, MANITOWOC, MARINETTE (Except Niagara), MENOMINEE, OCONTO, OUTAGAMIE, SHAWANO, WAUPACA, WAUSHARA, AND WINNEBAGO COUNTIES

	Rates	Fringes
PLUMBER/PIPEFITTER (Including HVAC work)		
(1) Small buildings (except industrial and power plants) where plumbing or heating is \$50,000 or less.....	\$ 32.15	17.57
(2) All other work.....	\$ 36.74	19.06

 PLUM0434-004 05/28/2023

BARRON, BUFFALO, CLARK, CRAWFORD, DUNN, FLORENCE, FOREST, GRANT, JACKSON, JUNEAU, LANGLADE, LINCOLN, MONROE, ONEIDA, PEPIN, PIERCE, POLK, PORTAGE, PRICE, RUSK, TAYLOR, TREMPPEALEAU, VERNON, VILAS, AND WOOD COUNTIES

	Rates	Fringes
PLUMBER/PIPEFITTER (Including HVAC work).....	\$ 46.89	22.73

PLUM0601-006 06/01/2022		

DODGE (Watertown), GREEN, JEFFERSON, AND LAFAYETTE COUNTIES

	Rates	Fringes
PIPEFITTER (Including HVAC work).....	\$ 50.00	28.93

PLUM0601-008 06/01/2022		

COLUMBIA, IOWA, MARQUETTE, RICHLAND, AND SAUK COUNTIES

	Rates	Fringes
PIPEFITTER (Including HVAC work).....	\$ 52.06	26.86

SHEE0010-031 05/01/2008		

ASHLAND, BAYFIELD AND IRON COUNTIES

	Rates	Fringes
SHEET METAL WORKER.....	\$ 27.53	14.61

SHEE0018-003 06/01/2023		

FOND DU LAC AND MANITOWOC COUNTIES

	Rates	Fringes
Sheet Metal Worker (Including HVAC work).....	\$ 39.01	31.07

SHEE0018-004 06/01/2023		

ADAMS, DOOR, FLORENCE, FOREST, GREEN LAKE, KEWAUNEE, MARINETTE, MARQUETTE, MENOMINEE, OCONTO, SHAWANO, WAUPACA, AND WAUSHARA COUNTIES

	Rates	Fringes
Sheet Metal Worker (Including HVAC work).....	\$ 42.47	28.85

SHEE0018-014 06/01/2020		

DODGE AND JEFFERSON COUNTIES

	Rates	Fringes
Sheet Metal Worker (Including HVAC work).....	\$ 47.44	24.62

SHEE0018-015 09/01/2022		

WALWORTH COUNTY

	Rates	Fringes
SHEET METAL WORKER (Including HVAC work).....	\$ 41.00	35.23

SHEE0018-017 06/01/2022		

GREEN COUNTY

	Rates	Fringes
Sheet Metal Worker (Including HVAC work).....	\$ 41.50	32.94

SHEE0018-018 05/26/2019		

LANGLADE, LINCOLN, ONEIDA, PORTAGE, AND WOOD COUNTIES

	Rates	Fringes
Sheet Metal Worker (Including HVAC work)		
Contracts \$120,000 or less..	\$ 24.46	17.18
Contracts over \$120,000.....	\$ 32.25	28.55

SHEE0018-022 06/01/2023		

BARRON, BUFFALO, BURNETT, CLARK, DUNN, JACKSON, PEPIN, POLK, PRICE, RUSK, SAWYER, TAYLOR, TREMPLEAU, AND WASHBURN COUNTIES

	Rates	Fringes
Sheet Metal Worker (Including HVAC work).....	\$ 38.50	30.67

SHEE0018-023 05/29/2023		

COLUMBIA AND SAUK COUNTIES

	Rates	Fringes
Sheet Metal Worker (Including HVAC work).....	\$ 44.32	32.15

SHEE0018-024 06/01/2023		

CRAWFORD, GRANT, JUNEAU, MONROE, RICHLAND, AND VERNON COUNTIES

	Rates	Fringes
SHEET METAL WORKER (Including HVAC work).....	\$ 39.84	29.19

TEAM0346-003 05/01/2023		

ASHLAND, BAYFIELD, BURNETT, SAWYER & WASHINGTON COUNTIES

	Rates	Fringes
TRUCK DRIVER		
2 Axle Trucks.....	\$ 33.95	21.58

TEAM0662-002 06/01/2023

ADAMS, BARRON, BUFFALO, CLARK , DOOR, DUNN, JACKSON, JUNEAU, KEWAUNEE, LANGLADE, LINCOLN, MANITOWOC, MENOMINEE, OCONTO, ONEIDA, PEPIN, POLK, PORTAGE, PRICE, RUSK, SHAWANO, TAYLOR, TEMPEALEAU, WAUPACA & WOOD COUNTIES

	Rates	Fringes
TRUCK DRIVER		
2 Axle Trucks.....	\$ 35.57	26.09
3 or more Axles.....	\$ 35.72	26.09

* SUWI2002-001 01/23/2002

	Rates	Fringes
Fence Installers.....	\$ 15.00 **	2.37
GLAZIER.....	\$ 20.21	1.86
Painters:		
Brush & Roller (Excluding Drywall Finishing).....	\$ 14.64 **	2.55
Spray.....	\$ 13.72 **	2.25
Power Equipment Operator		
Backhoe.....	\$ 17.454	7.61
Excavator.....	\$ 17.37	7.45
Front End Loader.....	\$ 23.36	4.61
ROOFER.....	\$ 15.52 **	3.21
TRUCK DRIVER (3-Axle).....	\$ 15.28 **	4.78

WELDERS - Receive rate prescribed for craft performing operation to which welding is incidental.

=====
** Workers in this classification may be entitled to a higher minimum wage under Executive Order 14026 (\$16.20) or 13658 (\$12.15). Please see the Note at the top of the wage determination for more information.

Note: Executive Order (EO) 13706, Establishing Paid Sick Leave for Federal Contractors applies to all contracts subject to the Davis-Bacon Act for which the contract is awarded (and any solicitation was issued) on or after January 1, 2017. If this contract is covered by the EO, the contractor must provide employees with 1 hour of paid sick leave for every 30 hours they work, up to 56 hours of paid sick leave each year. Employees must be permitted to use paid sick leave for their own illness, injury or other health-related needs, including preventive care; to assist a family member (or person who is like family to the employee) who is ill, injured, or has other health-related needs, including preventive care; or for reasons resulting from, or to assist a family member (or person who is like family to the employee) who is a victim of, domestic violence, sexual assault, or stalking. Additional information on contractor requirements and worker protections under the EO is available at <https://www.dol.gov/agencies/whd/government-contracts>.

Unlisted classifications needed for work not included within the scope of the classifications listed may be added after award only as provided in the labor standards contract clauses (29CFR 5.5 (a) (1) (ii)).

The body of each wage determination lists the classification and wage rates that have been found to be prevailing for the cited type(s) of construction in the area covered by the wage determination. The classifications are listed in alphabetical order of ""identifiers"" that indicate whether the particular rate is a union rate (current union negotiated rate for local), a survey rate (weighted average rate) or a union average rate (weighted union average rate).

Union Rate Identifiers

A four letter classification abbreviation identifier enclosed in dotted lines beginning with characters other than ""SU"" or ""UAVG"" denotes that the union classification and rate were prevailing for that classification in the survey. Example: PLUM0198-005 07/01/2014. PLUM is an abbreviation identifier of the union which prevailed in the survey for this classification, which in this example would be Plumbers. 0198 indicates the local union number or district council number where applicable, i.e., Plumbers Local 0198. The next number, 005 in the example, is an internal number used in processing the wage determination. 07/01/2014 is the effective date of the most current negotiated rate, which in this example is July 1, 2014.

Union prevailing wage rates are updated to reflect all rate changes in the collective bargaining agreement (CBA) governing this classification and rate.

Survey Rate Identifiers

Classifications listed under the ""SU"" identifier indicate that no one rate prevailed for this classification in the survey and the published rate is derived by computing a weighted average rate based on all the rates reported in the survey for that classification. As this weighted average rate includes all rates reported in the survey, it may include both union and non-union rates. Example: SULA2012-007 5/13/2014. SU indicates the rates are survey rates based on a weighted average calculation of rates and are not majority rates. LA indicates the State of Louisiana. 2012 is the year of survey on which these classifications and rates are based. The next number, 007 in the example, is an internal number used in producing the wage determination. 5/13/2014 indicates the survey completion date for the classifications and rates under that identifier.

Survey wage rates are not updated and remain in effect until a new survey is conducted.

Union Average Rate Identifiers

Classification(s) listed under the UAVG identifier indicate that no single majority rate prevailed for those classifications; however, 100% of the data reported for the classifications was union data. EXAMPLE: UAVG-OH-0010

08/29/2014. UAVG indicates that the rate is a weighted union average rate. OH indicates the state. The next number, 0010 in the example, is an internal number used in producing the wage determination. 08/29/2014 indicates the survey completion date for the classifications and rates under that identifier.

A UAVG rate will be updated once a year, usually in January of each year, to reflect a weighted average of the current negotiated/CBA rate of the union locals from which the rate is based.

WAGE DETERMINATION APPEALS PROCESS

1.) Has there been an initial decision in the matter? This can be:

- * an existing published wage determination
- * a survey underlying a wage determination
- * a Wage and Hour Division letter setting forth a position on a wage determination matter
- * a conformance (additional classification and rate) ruling

On survey related matters, initial contact, including requests for summaries of surveys, should be with the Wage and Hour National Office because National Office has responsibility for the Davis-Bacon survey program. If the response from this initial contact is not satisfactory, then the process described in 2.) and 3.) should be followed.

With regard to any other matter not yet ripe for the formal process described here, initial contact should be with the Branch of Construction Wage Determinations. Write to:

Branch of Construction Wage Determinations
Wage and Hour Division
U.S. Department of Labor
200 Constitution Avenue, N.W.
Washington, DC 20210

2.) If the answer to the question in 1.) is yes, then an interested party (those affected by the action) can request review and reconsideration from the Wage and Hour Administrator (See 29 CFR Part 1.8 and 29 CFR Part 7). Write to:

Wage and Hour Administrator
U.S. Department of Labor
200 Constitution Avenue, N.W.
Washington, DC 20210

The request should be accompanied by a full statement of the interested party's position and by any information (wage payment data, project description, area practice material, etc.) that the requestor considers relevant to the issue.

3.) If the decision of the Administrator is not favorable, an interested party may appeal directly to the Administrative Review Board (formerly the Wage Appeals Board). Write to:

Administrative Review Board
U.S. Department of Labor
200 Constitution Avenue, N.W.

Washington, DC 20210

4.) All decisions by the Administrative Review Board are final.

=====

END OF GENERAL DECISION

"



Wisconsin Department of Transportation

November 9, 2023

Division of Transportation Systems Development

Bureau of Project Development
4822 Madison Yards Way, 4th Floor South
Madison, WI 53705

Telephone: (608) 266-1631
Facsimile (FAX): (608) 266-8459

NOTICE TO ALL CONTRACTORS:

<p>Proposal #21: 1120-57-60, WISC 2024010 Neenah - Appleton Breezewood - STH 15 IH 41 Winnebago and Outagamie County</p>	<p>1517-14-71, WISC 2024013 V Fox Crossing, USH 10 Cold Spring Rd N-70-0009 USH 10 Winnebago County</p>
---	--

Letting of November 14, 2023

This is Addendum No. 01, which provides for the following:

Schedule of Items:

Revised Bid Item Quantities					
Bid Item	Item Description	Unit	Proposal Total Prior to Addendum	Proposal Quantity Change (-)	Proposal Total After Addendum
SPV.0090.03	Bridge Deck Crack Sealing	LF	2150	-250	1900

Plan Sheets:

Revised Plan Sheets	
Plan Sheet	Plan Sheet Title (brief description of changes to sheet)
20	Construction Details: Added table to provide pavement depths for ramps.
137	Traffic Control - Construction Details: Added a note to clarify that Asphaltic Surface Temporary is incidental to bid item Concrete Pavement HES 11-inch.
557 & 559	B-70-129 130 Quantity change
586 & 587	B-70-132 Superstructure Details

Schedule of Items

Attached, dated November 9, 2023, are the revised Schedule of Items Pages 1 – 17.

Plan Sheets

The following 8½ x 11-inch sheets are attached and made part of the plans for this proposal:

Revised: 20 and 137.

The responsibility for notifying potential subcontractors and suppliers of these changes remains with the prime contractor.

Sincerely,

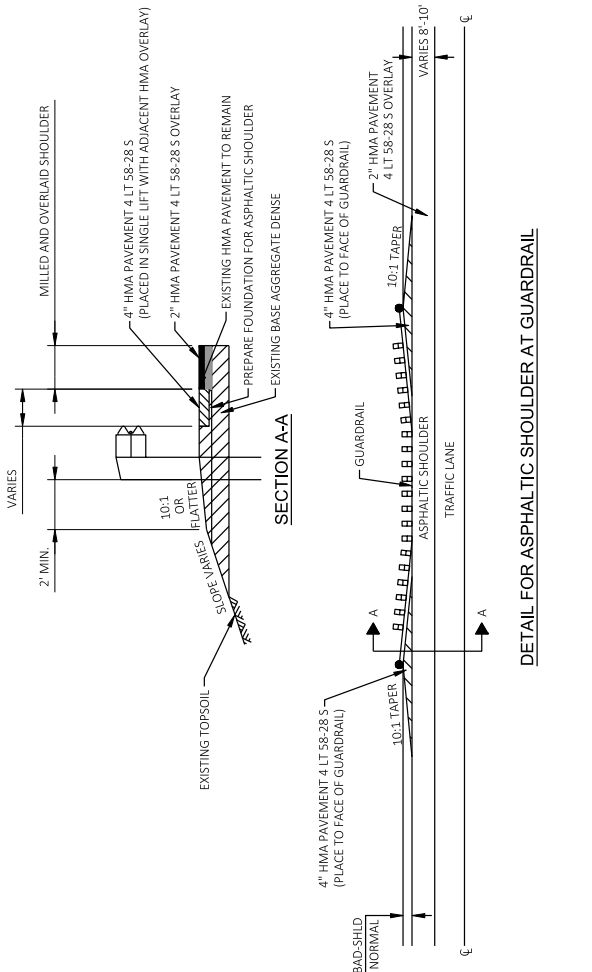
Mike Coleman

Proposal Development Specialist
Proposal Management Section

END OF ADDENDUM

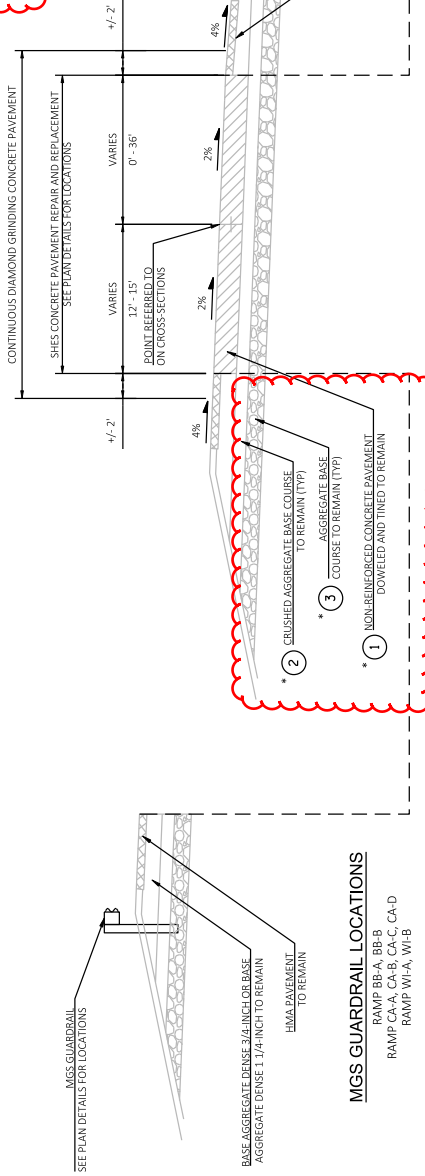
Addendum No. 01
ID 1120-57-60
Revised Sheet 20
November 9, 2023

RAMP	(1)	(2)	(3)	(4)	(5)
J1-A	12"	4"	6"	3.5"	8.5"
J1-B	12"	4"	6"	3.5"	8.5"
J1-C	12"	4"	6"	3.5"	8.5"
J1-D	12"	4"	6"	3.5"	8.5"
MS-A	10"	4"	6"	3.5"	6.5"
MS-B	10"	4"	6"	3.5"	6.5"
II-A	12"	4"	6"	3.5"	8.5"
II-B	10"	4"	6"	3.5"	6.5"
II-C	12"	4"	6"	3.5"	8.5"
II-D	12"	4"	6"	3.5"	8.5"
BB-A	10"	4"	6"	3.5"	6.5"
BB-B	10"	4"	6"	3.5"	6.5"
BB-C	10"	4"	6"	3.5"	6.5"
BB-D	10"	4"	6"	3.5"	6.5"
CA-A	10"	4"	6"	3.5"	6.5"
CA-B	10"	4"	6"	3.5"	6.5"
CA-C	10"	4"	6"	3.5"	6.5"
CA-D	10"	4"	6"	3.5"	6.5"
WI-A	10"	4"	6"	3.5"	6.5"
WI-B	10"	4"	6"	3.5"	6.5"



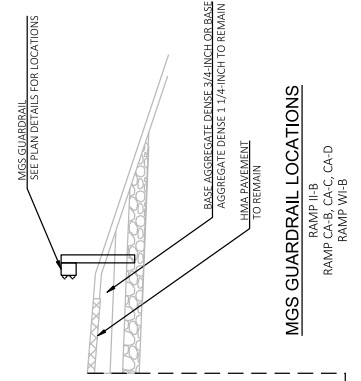
DETAIL FOR ASPHALTIC SHOULDER AT GUARDRAIL

CONTINUOUS DIAMOND GRINDING CONCRETE PAVEMENT



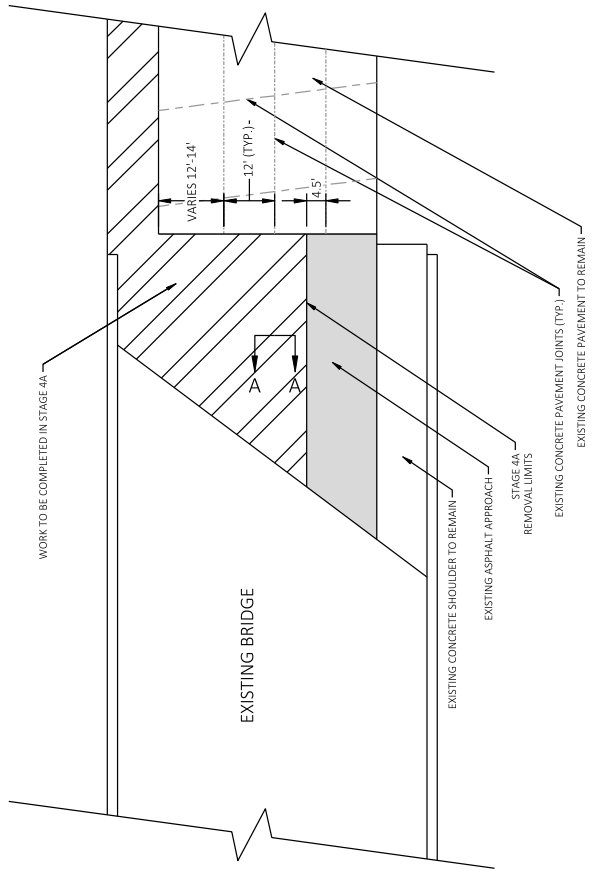
EXISTING RAMP
TYPICAL CONSTRUCTION OPERATIONS

- RAMPS J1-A, J1-B, J1-C, J1-D
- RAMPS MS-A, MS-B
- RAMPS II-A, II-B, II-C, II-D
- RAMPS BB-A, BB-B, BB-C, BB-D
- RAMPS CA-A, CA-B, CA-C, CA-D
- RAMPS WI-A, WI-B



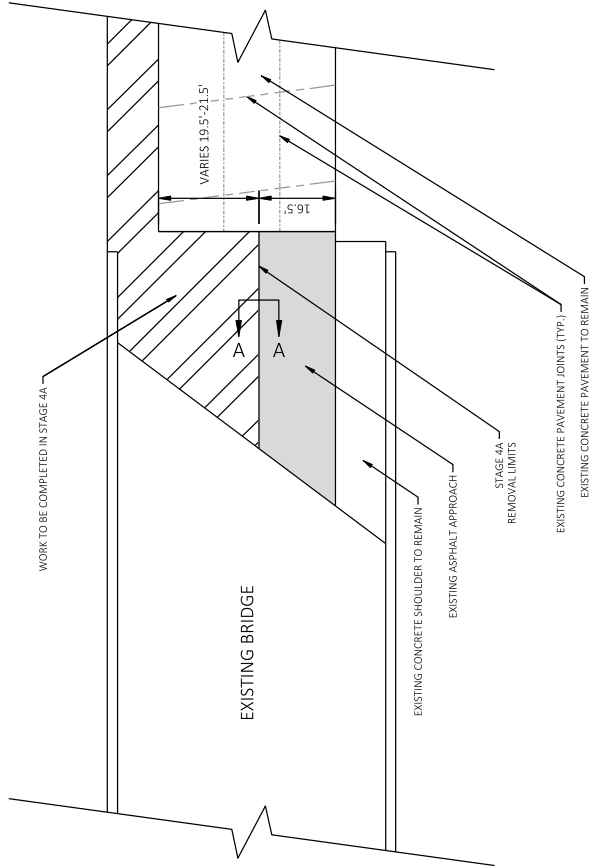
MGS GUARDRAIL LOCATIONS

* THICKNESS PROVIDED IN TABLE ABOVE.



4- LANE CONCRETE APPROACH DETAIL

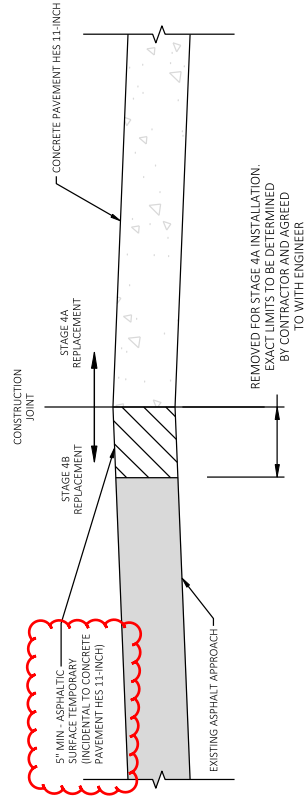
B-70-050



3- LANE CONCRETE APPROACH DETAIL

B-70-134
B-70-135
B-70-136
B-70-138
B-70-130

Addendum No. 01
ID 1120-57-60
Revised Sheet 137
November 9, 2023



SECTION A - A

STAGED ASPHALT APPROACH SLAB REPLACEMENT

PROJECT NO: 1120-57-60	COUNTY: WINNEBAGO/OUTAGAMIE	TRAFFIC CONTROL - CONSTRUCTION DETAILS	SHEET 137	E
FILE NAME: S:\WAD\1000-10891\0891\DRAWINGS\CAD\CIVIL_3D\SHEETS\PLAN\02600P-1.CDWG	LAYOUT NAME: 026001-01	HWY: IH 41	PLOT SCALE: 1 IN=10 FT	WIS007CAD005 SHEET 42
		GRIMME, SARA		
		11/09/2023 5:15 PM		

"METHACRYLATE FLOOD SEAL" SHALL NOT BE PLACED ON DECK PATCHES RECEIVING "CONCRETE MASONRY DECK REPAIR". CORRESPONDING PATCHES SHOULD BE ISOLATED DURING PLACEMENT OF "METHACRYLATE FLOOD SEAL" WITH A SYSTEM APPROVED BY THE FIELD ENGINEER.

TOTAL ESTIMATED QUANTITIES

BID ITEM NUMBER	DESCRIPTION	UNIT	B-44-155	B-44-156	B-44-163	B-44-164	B-70-049	B-70-050	B-70-123	B-70-124	B-70-125	B-70-126	B-70-127	B-70-128	B-70-129	B-70-130	B-70-133	B-70-134	B-70-135	B-70-146	B-70-210	B-70-400	B-70-401	B-70-402	B-70-405	B-70-407	B-70-409	TOTALS
500.3005	PIGMENTED SURFACE SEALER RESEAL	SF	157	157	91	91	110	110	161	161	120	120	110	110	168	168	34	34	146	146	315	826	1,107	404	1,884	362	444	7,456
500.0001	PREPARATION DECKS TYPE 1	SF	--	--	5	5	--	--	5	5	--	--	--	--	--	--	5	5	--	--	--	--	--	--	--	--	25	
500.0002	PREPARATION DECKS TYPE 2	SF	--	--	2	4	--	--	2	4	--	--	--	--	--	--	--	--	--	--	--	--	--	--	--	--	10	
500.0310.5	SAVING PAVEMENT DECK PREPARATION AREAS	LF	--	--	50	100	--	--	50	100	--	--	--	--	--	--	--	--	--	--	--	--	--	--	--	--	250	
500.1500	CONCRETE SURFACE REPAIR	SF	6	4	15	5	2	2	4	3	3	3	4	1	--	1	1	--	2	--	--	--	--	--	--	--	53	
500.2100.5	CONCRETE MASONRY DECK REPAIR	CY	--	--	1	2	--	--	1	--	--	--	--	--	--	--	--	--	--	--	--	--	--	--	--	--	4	
500.5100.5	POLYMER OVERLAY	SF	--	--	--	--	--	--	--	--	--	--	--	--	28	--	--	--	--	--	--	--	--	--	--	--	28	
500.9015.5	REMOVING POLYMER OVERLAY B-70-130	SF	--	--	--	--	--	--	--	--	--	--	--	--	28	--	--	--	--	--	--	--	--	--	--	--	28	
SPV.0085	RAPID SET DECK REPAIR	CY	--	--	--	--	--	--	--	--	--	--	--	--	1	--	--	--	--	--	--	--	--	--	--	--	1	
SPV.0090	BRIDGE DECK CRACK SEALING	LF	--	--	--	--	--	--	--	--	--	--	--	--	900	--	--	--	--	--	--	--	--	--	--	--	900	
SPV.0090	JOINT SEALING	LF	120	120	169	147	142	142	118	169	119	143	119	143	118	144	164	164	120	120	120	120	120	120	120	120	2,439	
SPV.0180	METHACRYLATE FLOOD SEAL	SF	1,288	1,288	985	943	1,039	1,080	1,246	1,246	986	986	1,037	855	1,037	320	320	--	1,151	1,151	1,998	--	--	--	--	--	17,469	

SUMMARY OF LOCATIONS

STRUCTURE ID	MUNICIPALITY	LOCATION
B-44-155	GRAND CHUTE	IH-41 SB OVER STH-125
B-44-156	GRAND CHUTE	USH 10 WB/IH-41 NB OVER STH-125
B-44-163	GRAND CHUTE	IH-41 SB OVER SPENCER ST
B-44-164	GRAND CHUTE	USH 10 WB/IH-41 NB OVER SPENCER ST
B-70-049	NEENAH	IH-41 SB OVER CECIL ST
B-70-050	NEENAH	IH-41 NB OVER CECIL ST
B-70-123	NEENAH	IH-41 SB OVER STH-114
B-70-124	NEENAH	IH-41 NB OVER STH-114
B-70-125	NEENAH	IH-41 SB OVER MAIN ST
B-70-126	NEENAH	IH-41 NB OVER MAIN ST
B-70-127	NEENAH	IH-41 SB OVER NORTH ST
B-70-128	NEENAH	IH-41 NB OVER NORTH ST
B-70-129	MENASHA	IH-41 SB OVER CTH II
B-70-130	MENASHA	IH-41 NB OVER CTH II
B-70-133	MENASHA	IH-41 SB OVER MENASHA CREEK
B-70-134	MENASHA	IH-41 NB OVER MENASHA CREEK
B-70-135	MENASHA	IH-41 SB OVER CTH BB
B-70-136	MENASHA	USH 10 WB/IH-41 NB OVER CTH BB
B-70-210	MENASHA	IH-41 OVER JACOBSEN RD
B-70-400	MENASHA	USH-10 EB OVER IH-41 NB & SB & WCL RR
B-70-401	MENASHA	USH-10 WB OVER IH-41 NB & SB & WCL RR
B-70-402	MENASHA	USH-10 WB RAMP TO STH-401 NB/USH-10 EB OVER USH-10 EB TO IH-41 NB RAMP
B-70-405	MENASHA	USH 10 WB RAMP TO IH-41 SB OVER IH-41
B-70-407	MENASHA	IH-41 NB OFFRAMP TO USH-10 WB OVER IH-41
B-70-409	MENASHA	USH-10 EB OFFRAMP TO IH-41 NB OVER IH-41

GENERAL NOTES CONT.

JOINT SEALING ITEM TO BE APPLIED AT THE INTERFACE BETWEEN THE APPROACH SLAB AND STRUCTURE PAVING NOTCHES. DO NOT APPLY THE JOINT SEALANT AT MECHANICAL JOINTS OR STRIP SEAL JOINTS. DO NOT APPLY UNTIL AFTER INSTALLATION OF CONCRETE PAVEMENT APPROACH SLABS.

AREAS OF "PREPARATION DECKS TYPE 1" SHALL BE DEFINED BY A SAW CUT.

SEE ROADWAY PLANS FOR TRAFFIC STAGING DETAILS.

LOCATIONS OF EXISTING UTILITY INSTALLATIONS ARE NOT SHOWN.

GENERAL NOTES

DRAWINGS SHALL NOT BE SCALED.

DIMENSIONS SHOWN ARE BASED ON THE ORIGINAL STRUCTURE PLANS.

PIGMENTED SURFACE SEALER TO BE APPLIED TO THE TOP AND FRONT OF PARAPETS.

SURFACE PREPARATION IS INCLUDED IN THE ITEM "PIGMENTED SURFACE SEALER RESEAL".

PREPARATION DECKS TYPES 1 & 2 AND CONCRETE SURFACE REPAIR AREAS ARE BASED ON THE PLANS AND AS DETERMINED BY THE ENGINEER. DECK PREPARATION DECK REPAIRS SHALL BE FILLED WITH "CONCRETE MASONRY DECK REPAIR" OR "RAPID SET DECK REPAIR" AS DEFINED IN THE TOTAL ESTIMATED QUANTITIES.

DESIGN DATA

MATERIAL PROPERTIES:
 CONCRETE MASONRY: f'c = 4,000 PSI
 SUPERSTRUCTURE & STRUCTURAL APPROACH SLAB: f'c = 3,000 PSI
 RAPID SET DECK REPAIR: f'c = 3,000 PSI (AT 3 HOURS)

TRAFFIC DATA

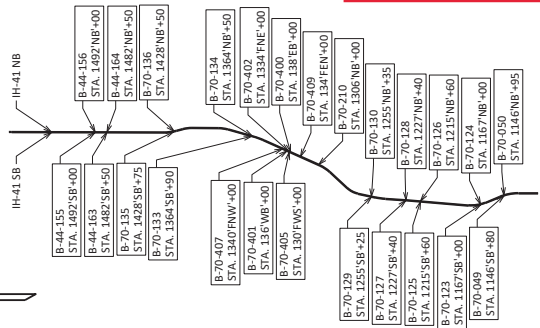
IH-41 NB (STH 114)
 ADT = 57,088 (2023)
 R.D.S. = 70 MPH
 IH-41 SB (STH 114)
 ADT = 57,088 (2023)
 R.D.S. = 70 MPH
 STH 125 (IH-41)
 ADT = 36,320 (2023)
 SPENCER ST (IH-41)
 ADT = 7,300 (2019)
 CECIL ST (IH-41)
 ADT = 10,956 (2023)
 STH 114 (IH-41)
 ADT = 26,790 (2023)
 MAIN ST (IH-41)
 ADT = 10,593 (2023)
 NORTH ST (IH-41)
 ADT = 4,015 (2023)
 CTH II (IH-41)
 ADT = 10,956 (2023)
 CTH BB (IH-41)
 ADT = 55,710 (2023)
 JACOBSEN RD (IH-41)
 ADT = 1,310 (2020)
 USH 10 EB (IH-41)
 ADT = 88,000 (2038)
 USH 10 WB (IH-41)
 ADT = 31,590 (2038)
 IH-41 NB RAMP TO STH 441 NB/USH 10 EB
 ADT = 19,000 (2038)
 USH 10 EB RAMP TO IH-41 NB
 ADT = 3,380 (2038)
 USH 10 WB RAMP TO IH-41 SB
 ADT = 3,640 (2038)
 IH-41 NB RAMP TO USH 10 WB
 ADT = 1,700 (2038)

LIST OF DRAWINGS:

- BRIDGE REPAIR SUMMARY
- B-44-155/156/163/164 & B-70-409/50/123/124/125/126/127/128/129 REPAIRS
- B-70-130/133/134/135/136/137/140/401/402/403/407/409 REPAIRS

Addendum No. 01
 ID 1120-57-60
 Revised Sheet 557
 November 9, 2023

LOCATION MAP



11/9/23

BRIDGE REPAIR SUMMARY

SHEET 1 OF 3
 557

ID: 1120-57-30
 DATE: NOV. 2023

BUREAU OF STRUCTURES

STRUCTURE DESIGN CONTACTS:
 RYAN R. HARRIS (608) 266-2963
 KYLE H. BUSCH (608) 267-0465

NO. DATE REVISION BY
 11/09/23 B-70-129/130 QTY. CHANGE RRR
 8

ACCEPTED: _____ CHIEF STRUCTURES DESIGN ENGINEER DATE
 BY: _____

STRUCTURE B-44/70-VARIES

OUTAGAMIE/WINNEBAGO COUNTY IH-41 BRIDGE REPAIRS

DESIGN FREQ. _____ TOWN/CITY/TIDGEC _____ VARIES _____
 REHABILITATION N/A REHABILITATION N/A
 RESIGNED BY: _____ FORNWN _____ RRH LKCD _____ RRH LKCD _____

STATE PROJECT NUMBER
1120-57-60

- ▲ SEE B-70-130 POLYMER OVERLAY PLAN ON THIS SHEET FOR DETAILS
- "METHACRYLATE FLOOD SEAL" SHALL NOT BE USED FOR DECK SEALING
- "CONCRETE MASONRY DECK REPAIR"

Addendum No. 01
ID 1120-57-60
Revised Sheet 559
November 9, 2023



11/9/23
11/9/23

NO.	DATE	REVISION	BY	RRH
		B-70-130 QTY. CHANGE		
STATE OF WISCONSIN DEPARTMENT OF TRANSPORTATION STRUCTURES DESIGN SECTION				
STRUCTURE B-44/70-VARIES			DESIGNED BY RRH	CHECKED BY DLM
B-70-130/133/134/135/ 136/210/400/401/402/ 405/407/409 REPAIRS			SHEET 3	559

B-70-400

BID ITEM	DESCRIPTION	COMMENTS
502.3205	PIGMENTED SURFACE SEALER RESEAL	APPLY TO FRONT FACE AND TOP FACE FOR FULL LENGTH OF BOTH PARAPETS

B-70-401

BID ITEM	DESCRIPTION	COMMENTS
502.3205	PIGMENTED SURFACE SEALER RESEAL	APPLY TO FRONT FACE AND TOP FACE FOR FULL LENGTH OF BOTH PARAPETS

B-70-402

BID ITEM	DESCRIPTION	COMMENTS
502.3205	PIGMENTED SURFACE SEALER RESEAL	APPLY TO FRONT FACE AND TOP FACE FOR FULL LENGTH OF BOTH PARAPETS

B-70-403

BID ITEM	DESCRIPTION	COMMENTS
502.3205	PIGMENTED SURFACE SEALER RESEAL	APPLY TO FRONT FACE AND TOP FACE FOR FULL LENGTH OF BOTH PARAPETS

B-70-407

BID ITEM	DESCRIPTION	COMMENTS
502.3205	PIGMENTED SURFACE SEALER RESEAL	APPLY TO FRONT FACE AND TOP FACE FOR FULL LENGTH OF BOTH PARAPETS

B-70-409

BID ITEM	DESCRIPTION	COMMENTS
502.3205	PIGMENTED SURFACE SEALER RESEAL	APPLY TO FRONT FACE AND TOP FACE FOR FULL LENGTH OF BOTH PARAPETS

B-70-130

BID ITEM	DESCRIPTION	COMMENTS
502.3205	PIGMENTED SURFACE SEALER RESEAL	APPLY TO FRONT FACE AND TOP FACE FOR FULL LENGTH OF BOTH PARAPETS
509.1500	CONCRETE SURFACE REPAIR	REPAIR SPALLING AT NE CORNER ABUT.
509.1500.5	POLYMER OVERLAY	REPLACE POLYMER OVERLAY AT S END OF DECK
509.9015.5	REMOVING POLYMER OVERLAY AT S END OF DECK	REMOVE DAMAGED POLYMER OVERLAY AT S END OF DECK
SPV.0090	JOINT SEALING	DECK SEALING - NOT USED
SPV.0180	METHACRYLATE FLOOD SEAL	DECK SEALING

B-70-133

BID ITEM	DESCRIPTION	COMMENTS
502.3205	PIGMENTED SURFACE SEALER RESEAL	APPLY TO FRONT FACE AND TOP FACE FOR FULL LENGTH OF BOTH PARAPETS
509.1500	CONCRETE SURFACE REPAIR	REPAIR SPALLING AT NW CORNER ABUT.
SPV.0090	JOINT SEALING	DECK SEALING
SPV.0180	METHACRYLATE FLOOD SEAL	DECK SEALING

B-70-134

BID ITEM	DESCRIPTION	COMMENTS
502.3205	PIGMENTED SURFACE SEALER RESEAL	APPLY TO FRONT FACE AND TOP FACE FOR FULL LENGTH OF BOTH PARAPETS
509.0301	PREPARATION DECKS TYPE 1	DECK PATCHING
509.0302	PREPARATION DECKS TYPE 2	DECK PATCHING
509.0310.5	SAWING PAVEMENT DECK PREPARATION AREAS	---
509.0310.5	SAWING PAVEMENT DECK PREPARATION AREAS	DECK PATCHING IN IN & S PAVING NOTCH
SPV.0090	RAPID SET DECK REPAIR	DECK SEALING
SPV.0090	BRIDGE DECK CRACK SEALING	DECK SEALING
SPV.0090	JOINT SEALING	---

B-70-135

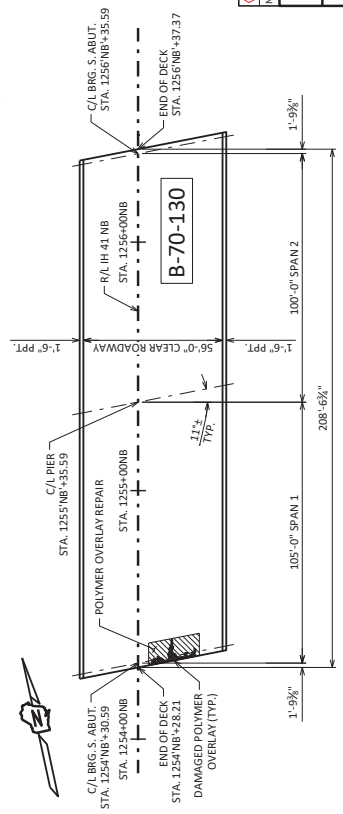
BID ITEM	DESCRIPTION	COMMENTS
502.3205	PIGMENTED SURFACE SEALER RESEAL	APPLY TO FRONT FACE AND TOP FACE FOR FULL LENGTH OF BOTH PARAPETS
509.1500	CONCRETE SURFACE REPAIR	REPAIR SPALLING AT SW ABUT. CORNER AND N ABUT. BODY
SPV.0090	JOINT SEALING	---
SPV.0180	METHACRYLATE FLOOD SEAL	DECK SEALING

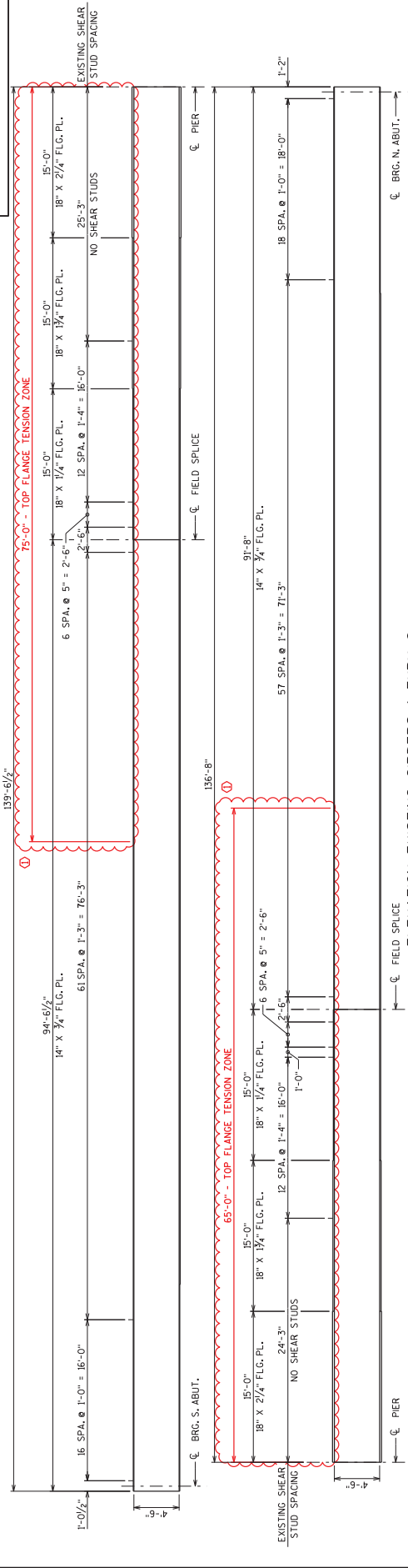
B-70-136

BID ITEM	DESCRIPTION	COMMENTS
502.3205	PIGMENTED SURFACE SEALER RESEAL	APPLY TO FRONT FACE AND TOP FACE FOR FULL LENGTH OF BOTH PARAPETS
SPV.0090	JOINT SEALING	---
SPV.0180	METHACRYLATE FLOOD SEAL	DECK SEALING

B-70-210

BID ITEM	DESCRIPTION	COMMENTS
502.3205	PIGMENTED SURFACE SEALER RESEAL	APPLY TO FRONT FACE AND TOP FACE FOR FULL LENGTH OF BOTH PARAPETS
SPV.0180	METHACRYLATE FLOOD SEAL	DECK SEALING





ELEVATION EXISTING GIRDERS 1 THRU 8
FOR INFORMATION ONLY

FOR INFORMATION ONLY

NOV/2023	TENSION ZONES	JLR
NO. DATE	REVISION	BY
STATE OF WISCONSIN DEPARTMENT OF TRANSPORTATION STRUCTURES DESIGN SECTION		
STRUCTURE B-70-132		
BR/MN	JLR	PLANS
BR	CK/D	LMK
SUPERSTRUCTURE DETAILS 1		
SHEET 14		
586		

BRG. N. ABUT.

BRG. S. ABUT.

ELEVATION EXISTING GIRDER 9
FOR INFORMATION ONLY

FOR INFORMATION ONLY

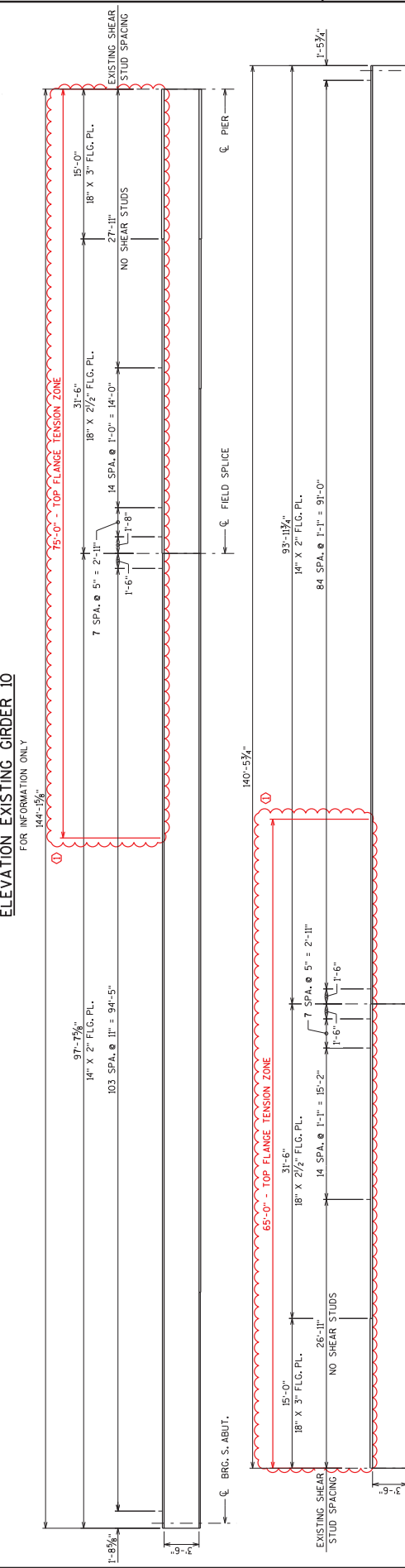
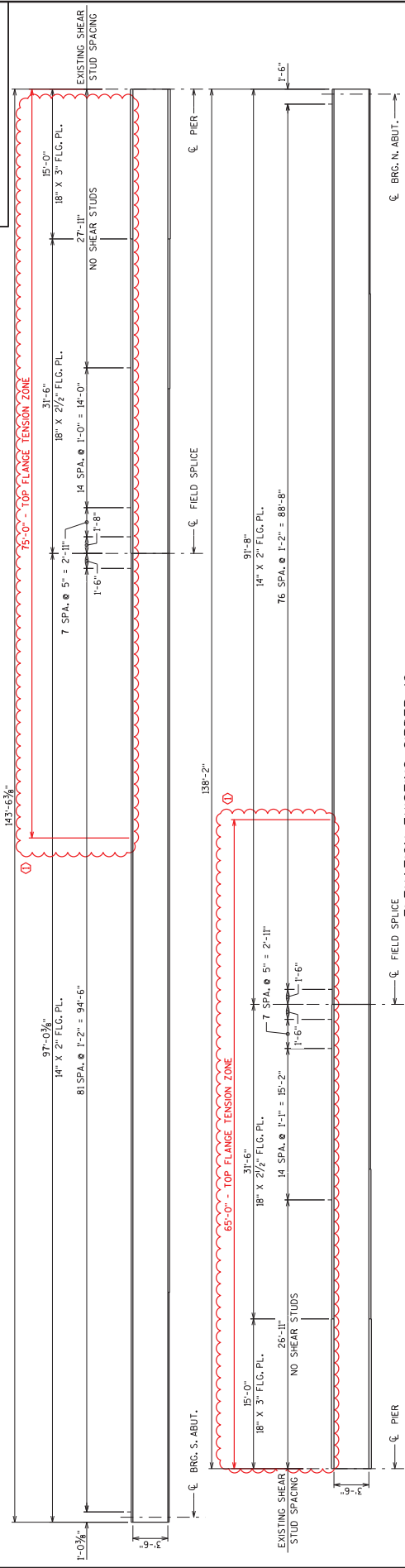
NOTE: DO NOT FIELD WELD WITHIN THE TOP FLANGE TENSION ZONES



11/6/23

Addendum No. 01
ID 1120-57-60
Revised Sheet 586
November 9, 2023

STATE PROJECT NUMBER
1120-57-60



8

NOV/2023 TENSION ZONES JLR
NO. DATE REVISION BY

STATE OF WISCONSIN
DEPARTMENT OF TRANSPORTATION
STRUCTURES DESIGN SECTION

STRUCTURE B-70-132

DESIGNED BY: JLR
CHECKED BY: LMK

SUPERSTRUCTURE DETAILS 2
SHEET 15
587

NOTE: DO NOT FIELD WELD WITHIN THE TOP FLANGE TENSION ZONES

Plan Sheet Accepted By
WISDOT
BUREAU OF STRUCTURES

11/6/23

Addendum No. 01
ID 1120-57-60
Revised Sheet 587
November 9, 2023



Proposal Schedule of Items

Proposal ID: 20231114021 Project(s): 1120-57-60, 1517-14-71

Federal ID(s): WISC 2024010, WISC 2024013

SECTION: 0001 Contract Items

Alt Set ID: Alt Mbr ID:

Proposal Line Number	Item ID Description	Approximate Quantity and Units	Unit Price	Bid Amount
0002	108.4300 RBC Progress Schedule	1.000 EACH	_____.	_____.
0004	201.0105 Clearing	4.000 STA	_____.	_____.
0006	201.0205 Grubbing	4.000 STA	_____.	_____.
0008	203.0220 Removing Structure (structure) 01. B-44-0062	1.000 EACH	_____.	_____.
0010	203.0220 Removing Structure (structure) 02. B-70-0084	1.000 EACH	_____.	_____.
0012	203.0220 Removing Structure (structure) 03. B-70-132	1.000 EACH	_____.	_____.
0014	203.0220 Removing Structure (structure) 03. N-70-0009	1.000 EACH	_____.	_____.
0016	203.0330 Debris Containment (structure) 01. B-70-132	1.000 EACH	_____.	_____.
0018	203.0330 Debris Containment (structure) 03. B-70-0406	1.000 EACH	_____.	_____.
0020	204.0100 Removing Concrete Pavement	592.000 SY	_____.	_____.
0022	204.0110 Removing Asphaltic Surface	3,931.000 SY	_____.	_____.
0024	204.0120 Removing Asphaltic Surface Milling	27,956.000 SY	_____.	_____.
0026	204.0150 Removing Curb & Gutter	6.000 LF	_____.	_____.
0028	204.0157 Removing Concrete Barrier	416.000 LF	_____.	_____.
0030	204.0165 Removing Guardrail	16,256.000 LF	_____.	_____.



Proposal Schedule of Items

Proposal ID: 20231114021 Project(s): 1120-57-60, 1517-14-71

Federal ID(s): WISC 2024010, WISC 2024013

SECTION: 0001 Contract Items

Alt Set ID: Alt Mbr ID:

Proposal Line Number	Item ID Description	Approximate Quantity and Units	Unit Price	Bid Amount
0032	204.0170 Removing Fence	204.000 LF	_____.	_____.
0034	204.0180 Removing Delineators and Markers	26.000 EACH	_____.	_____.
0036	204.0195 Removing Concrete Bases	4.000 EACH	_____.	_____.
0038	204.0220 Removing Inlets	23.000 EACH	_____.	_____.
0040	204.0245 Removing Storm Sewer (size) 01. 12-Inch	1,508.000 LF	_____.	_____.
0042	204.0245 Removing Storm Sewer (size) 02. 15-Inch	200.000 LF	_____.	_____.
0044	204.0245 Removing Storm Sewer (size) 03. 18-Inch	591.000 LF	_____.	_____.
0046	204.0245 Removing Storm Sewer (size) 04. 24-Inch	32.000 LF	_____.	_____.
0048	204.0260 Abandoning Inlets	1.000 EACH	_____.	_____.
0050	204.0270 Abandoning Culvert Pipes	1.000 EACH	_____.	_____.
0052	204.9060.S Removing (item description) 01. Apron Endwalls	1.000 EACH	_____.	_____.
0054	205.0100 Excavation Common	99.000 CY	_____.	_____.
0056	206.2001 Excavation for Structures Culverts (structure) 01. B-44-0062	1.000 EACH	_____.	_____.
0058	206.2001 Excavation for Structures Culverts (structure) 02. B-70-0084	1.000 EACH	_____.	_____.



Proposal Schedule of Items

Proposal ID: 20231114021 Project(s): 1120-57-60, 1517-14-71

Federal ID(s): WISC 2024010, WISC 2024013

SECTION: 0001 Contract Items

Alt Set ID: Alt Mbr ID:

Proposal Line Number	Item ID Description	Approximate Quantity and Units	Unit Price	Bid Amount
0060	206.5001 Cofferdams (structure) 01. B-44-0062	1.000 EACH	_____.	_____.
0062	206.5001 Cofferdams (structure) 02. B-70-0084	1.000 EACH	_____.	_____.
0064	209.0300.S Backfill Coarse Aggregate (size) 01. Size No. 1	1,285.000 CY	_____.	_____.
0066	210.2500 Backfill Structure Type B	491.000 TON	_____.	_____.
0068	211.0201 Prepare Foundation for Concrete Pavement (project) 01. 1120-57-60	1.000 EACH	_____.	_____.
0070	211.0400 Prepare Foundation for Asphaltic Shoulders	18.000 STA	_____.	_____.
0072	213.0100 Finishing Roadway (project) 01. 1120-57-60	1.000 EACH	_____.	_____.
0074	213.0100 Finishing Roadway (project) 02. 1517-14-71	1.000 EACH	_____.	_____.
0076	305.0110 Base Aggregate Dense 3/4-Inch	982.000 TON	_____.	_____.
0078	305.0120 Base Aggregate Dense 1 1/4-Inch	619.000 TON	_____.	_____.
0080	305.0500 Shaping Shoulders	105.000 STA	_____.	_____.
0082	312.0110 Select Crushed Material	194.000 TON	_____.	_____.
0084	415.1090 Concrete Pavement HES 9-Inch	440.000 SY	_____.	_____.
0086	415.1110 Concrete Pavement HES 11-Inch	3,920.000 SY	_____.	_____.
0088	416.0610 Drilled Tie Bars	4,012.000 EACH	_____.	_____.



Proposal Schedule of Items

Proposal ID: 20231114021 Project(s): 1120-57-60, 1517-14-71

Federal ID(s): WISC 2024010, WISC 2024013

SECTION: 0001 Contract Items

Alt Set ID: Alt Mbr ID:

Proposal Line Number	Item ID Description	Approximate Quantity and Units	Unit Price	Bid Amount
0090	416.0620 Drilled Dowel Bars	7,999.000 EACH	_____.	_____.
0092	416.1715 Concrete Pavement Repair SHES	4,197.000 SY	_____.	_____.
0094	416.1725 Concrete Pavement Replacement SHES	5,577.000 SY	_____.	_____.
0096	420.1000 Continuous Diamond Grinding Concrete Pavement	484,190.000 SY	_____.	_____.
0098	450.4000 HMA Cold Weather Paving	1,204.000 TON	_____.	_____.
0100	455.0605 Tack Coat	2,146.000 GAL	_____.	_____.
0102	460.2000 Incentive Density HMA Pavement	2,230.000 DOL	1.00000	2,230.00
0104	460.5224 HMA Pavement 4 LT 58-28 S	3,476.000 TON	_____.	_____.
0106	465.0105 Asphaltic Surface	182.000 TON	_____.	_____.
0108	465.0110 Asphaltic Surface Patching	15.000 TON	_____.	_____.
0110	465.0510 Asphaltic Rumble Strips, Shoulder Divided Roadway	38,813.000 LF	_____.	_____.
0112	502.0100 Concrete Masonry Bridges	786.000 CY	_____.	_____.
0114	502.3101 Expansion Device	479.000 LF	_____.	_____.
0116	502.3200 Protective Surface Treatment	92.000 SY	_____.	_____.
0118	502.3205 Pigmented Surface Sealer Reseal	8,510.000 SY	_____.	_____.
0120	502.3210 Pigmented Surface Sealer	301.000 SY	_____.	_____.



Proposal Schedule of Items

Proposal ID: 20231114021 Project(s): 1120-57-60, 1517-14-71

Federal ID(s): WISC 2024010, WISC 2024013

SECTION: 0001 Contract Items

Alt Set ID: Alt Mbr ID:

Proposal Line Number	Item ID Description	Approximate Quantity and Units	Unit Price	Bid Amount
0122	502.4106 Adhesive Anchors 3/4-inch	11.000 EACH	_____.	_____.
0124	502.4204 Adhesive Anchors No. 4 Bar	120.000 EACH	_____.	_____.
0126	502.4205 Adhesive Anchors No. 5 Bar	454.000 EACH	_____.	_____.
0128	504.0100 Concrete Masonry Culverts	98.000 CY	_____.	_____.
0130	504.0500 Concrete Masonry Retaining Walls	9.000 CY	_____.	_____.
0132	505.0600 Bar Steel Reinforcement HS Coated Structures	203,830.000 LB	_____.	_____.
0134	505.0904 Bar Couplers No. 4	10.000 EACH	_____.	_____.
0136	505.0905 Bar Couplers No. 5	1,038.000 EACH	_____.	_____.
0138	505.0906 Bar Couplers No. 6	15.000 EACH	_____.	_____.
0140	506.0605 Structural Steel HS	3,776.000 LB	_____.	_____.
0142	509.0301 Preparation Decks Type 1	25.000 SY	_____.	_____.
0144	509.0302 Preparation Decks Type 2	10.000 SY	_____.	_____.
0146	509.0310.S Sawing Pavement Deck Preparation Areas	250.000 LF	_____.	_____.
0148	509.1000 Joint Repair	124.000 SY	_____.	_____.
0150	509.1500 Concrete Surface Repair	57.000 SF	_____.	_____.
0152	509.2100.S Concrete Masonry Deck Repair	57.000 CY	_____.	_____.



Proposal Schedule of Items

Proposal ID: 20231114021 Project(s): 1120-57-60, 1517-14-71

Federal ID(s): WISC 2024010, WISC 2024013

SECTION: 0001 Contract Items

Alt Set ID: Alt Mbr ID:

Proposal Line Number	Item ID Description	Approximate Quantity and Units	Unit Price	Bid Amount
0154	509.5100.S Polymer Overlay	46.000 SY	_____.	_____.
0156	509.9015.S Removing Polymer Overlay (structure) 01. B-70-0130	28.000 SY	_____.	_____.
0158	509.9015.S Removing Polymer Overlay (structure) 02. B-70-0131	2,500.000 SY	_____.	_____.
0160	511.1200 Temporary Shoring (structure) 01. B-44-0062	440.000 SF	_____.	_____.
0162	511.1200 Temporary Shoring (structure) 02. B-70-0084	775.000 SF	_____.	_____.
0164	516.0500 Rubberized Membrane Waterproofing	27.000 SY	_____.	_____.
0166	517.0601 Painting Epoxy System (structure) 01. N-70-0009	1.000 EACH	_____.	_____.
0168	517.1010.S Concrete Staining (structure) 01. B-70-0406	81.000 SF	_____.	_____.
0170	517.1050.S Architectural Surface Treatment (structure) 01. B-70-0406	36.000 SF	_____.	_____.
0172	517.3001.S Structure Overcoating Cleaning and Priming (structure) 01. N-70-0009	1.000 EACH	_____.	_____.
0174	517.4001.S Containment and Collection of Waste Materials (structure) 01. N-70-0009	1.000 EACH	_____.	_____.
0176	517.6001.S Portable Decontamination Facility	1.000 EACH	_____.	_____.
0178	520.8000 Concrete Collars for Pipe	26.000 EACH	_____.	_____.
0180	522.1012 Apron Endwalls for Culvert Pipe Reinforced Concrete 12-Inch	18.000 EACH	_____.	_____.



Proposal Schedule of Items

Proposal ID: 20231114021 Project(s): 1120-57-60, 1517-14-71

Federal ID(s): WISC 2024010, WISC 2024013

SECTION: 0001 Contract Items

Alt Set ID: Alt Mbr ID:

Proposal Line Number	Item ID Description	Approximate Quantity and Units	Unit Price	Bid Amount
0182	522.1015 Apron Endwalls for Culvert Pipe Reinforced Concrete 15-Inch	2.000 EACH	_____.	_____.
0184	522.1018 Apron Endwalls for Culvert Pipe Reinforced Concrete 18-Inch	5.000 EACH	_____.	_____.
0186	601.0415 Concrete Curb & Gutter 6-Inch Sloped 30-Inch Type J	6.000 LF	_____.	_____.
0188	601.0590 Concrete Curb & Gutter 4-Inch Sloped 36-Inch Type TBTT	530.000 LF	_____.	_____.
0190	602.3210 Concrete Rumble Strips, Shoulder Divided Roadway	17,200.000 LF	_____.	_____.
0192	603.0105 Concrete Barrier Single-Faced 32-Inch	330.000 LF	_____.	_____.
0194	603.1142 Concrete Barrier Type S42	40.000 LF	_____.	_____.
0196	603.3113 Concrete Barrier Transition Type NJ32SF to S36	1.000 EACH	_____.	_____.
0198	603.3513 Concrete Barrier Transition Type S32 to S36	1.000 EACH	_____.	_____.
0200	603.3535 Concrete Barrier Transition Type S36 to S42	2.000 EACH	_____.	_____.
0202	603.8000 Concrete Barrier Temporary Precast Delivered	9,737.500 LF	_____.	_____.
0204	603.8125 Concrete Barrier Temporary Precast Installed	15,462.500 LF	_____.	_____.
0206	603.8500 Anchoring Concrete Barrier Temporary Precast	4,875.000 LF	_____.	_____.



Proposal Schedule of Items

Proposal ID: 20231114021 Project(s): 1120-57-60, 1517-14-71

Federal ID(s): WISC 2024010, WISC 2024013

SECTION: 0001 Contract Items

Alt Set ID: Alt Mbr ID:

Proposal Line Number	Item ID Description	Approximate Quantity and Units	Unit Price	Bid Amount
0208	603.8505 Anchoring Concrete Barrier Temporary Precast on Bridge Decks	2,787.500 LF	_____.	_____.
0210	606.0200 Riprap Medium	190.000 CY	_____.	_____.
0212	606.0300 Riprap Heavy	101.000 CY	_____.	_____.
0214	608.0312 Storm Sewer Pipe Reinforced Concrete Class III 12-Inch	280.000 LF	_____.	_____.
0216	608.0318 Storm Sewer Pipe Reinforced Concrete Class III 18-Inch	222.000 LF	_____.	_____.
0218	608.0412 Storm Sewer Pipe Reinforced Concrete Class IV 12-Inch	582.000 LF	_____.	_____.
0220	608.0415 Storm Sewer Pipe Reinforced Concrete Class IV 15-Inch	151.000 LF	_____.	_____.
0222	608.0418 Storm Sewer Pipe Reinforced Concrete Class IV 18-Inch	180.000 LF	_____.	_____.
0224	608.0424 Storm Sewer Pipe Reinforced Concrete Class IV 24-Inch	32.000 LF	_____.	_____.
0226	611.0610 Inlet Covers Type BW	2.000 EACH	_____.	_____.
0228	611.0612 Inlet Covers Type C	1.000 EACH	_____.	_____.
0230	611.0654 Inlet Covers Type V	9.000 EACH	_____.	_____.
0232	611.2005 Manholes 5-FT Diameter	6.000 EACH	_____.	_____.
0234	611.3004 Inlets 4-FT Diameter	1.000 EACH	_____.	_____.



Proposal Schedule of Items

Proposal ID: 20231114021 Project(s): 1120-57-60, 1517-14-71

Federal ID(s): WISC 2024010, WISC 2024013

SECTION: 0001 Contract Items

Alt Set ID: Alt Mbr ID:

Proposal Line Number	Item ID Description	Approximate Quantity and Units	Unit Price	Bid Amount
0236	611.3220 Inlets 2x2-FT	9.000 EACH	_____.	_____.
0238	611.3225 Inlets 2x2.5-FT	1.000 EACH	_____.	_____.
0240	612.0106 Pipe Underdrain 6-Inch	545.000 LF	_____.	_____.
0242	612.0108 Pipe Underdrain 8-Inch	61.000 LF	_____.	_____.
0244	614.0905 Crash Cushions Temporary	36.000 EACH	_____.	_____.
0246	614.2300 MGS Guardrail 3	14,525.000 LF	_____.	_____.
0248	614.2500 MGS Thrie Beam Transition	788.000 LF	_____.	_____.
0250	614.2610 MGS Guardrail Terminal EAT	33.000 EACH	_____.	_____.
0252	614.2620 MGS Guardrail Terminal Type 2	23.000 EACH	_____.	_____.
0254	616.0206 Fence Chain Link 6-FT	204.000 LF	_____.	_____.
0256	618.0100 Maintenance and Repair of Haul Roads (project) 01. 1120-57-60	1.000 EACH	_____.	_____.
0258	618.0100 Maintenance and Repair of Haul Roads (project) 02. 1517-14-71	1.000 EACH	_____.	_____.
0260	619.1000 Mobilization	1.000 EACH	_____.	_____.
0262	624.0100 Water	19.300 MGAL	_____.	_____.
0264	625.0100 Topsoil	760.000 SY	_____.	_____.
0266	625.0500 Salvaged Topsoil	5,047.000 SY	_____.	_____.



Proposal Schedule of Items

Proposal ID: 20231114021 Project(s): 1120-57-60, 1517-14-71

Federal ID(s): WISC 2024010, WISC 2024013

SECTION: 0001 Contract Items

Alt Set ID: Alt Mbr ID:

Proposal Line Number	Item ID Description	Approximate Quantity and Units	Unit Price	Bid Amount
0268	628.1504 Silt Fence	24,800.000 LF	_____.	_____.
0270	628.1520 Silt Fence Maintenance	25,300.000 LF	_____.	_____.
0272	628.1905 Mobilizations Erosion Control	6.000 EACH	_____.	_____.
0274	628.1910 Mobilizations Emergency Erosion Control	8.000 EACH	_____.	_____.
0276	628.2004 Erosion Mat Class I Type B	5,047.000 SY	_____.	_____.
0278	628.7005 Inlet Protection Type A	2.000 EACH	_____.	_____.
0280	628.7010 Inlet Protection Type B	222.000 EACH	_____.	_____.
0282	628.7015 Inlet Protection Type C	12.000 EACH	_____.	_____.
0284	628.7555 Culvert Pipe Checks	26.000 EACH	_____.	_____.
0286	629.0210 Fertilizer Type B	5.400 CWT	_____.	_____.
0288	630.0130 Seeding Mixture No. 30	90.300 LB	_____.	_____.
0290	630.0200 Seeding Temporary	10.000 LB	_____.	_____.
0292	630.0500 Seed Water	17.000 MGAL	_____.	_____.
0294	633.5200 Markers Culvert End	25.000 EACH	_____.	_____.
0296	642.5401 Field Office Type D	1.000 EACH	_____.	_____.
0298	643.0300 Traffic Control Drums	232,816.000 DAY	_____.	_____.



Proposal Schedule of Items

Proposal ID: 20231114021 Project(s): 1120-57-60, 1517-14-71

Federal ID(s): WISC 2024010, WISC 2024013

SECTION: 0001 Contract Items

Alt Set ID: Alt Mbr ID:

Proposal Line Number	Item ID Description	Approximate Quantity and Units	Unit Price	Bid Amount
0300	643.0420 Traffic Control Barricades Type III	16,233.000 DAY	_____.	_____.
0302	643.0705 Traffic Control Warning Lights Type A	32,466.000 DAY	_____.	_____.
0304	643.0715 Traffic Control Warning Lights Type C	57,148.000 DAY	_____.	_____.
0306	643.0800 Traffic Control Arrow Boards	2,010.000 DAY	_____.	_____.
0308	643.0900 Traffic Control Signs	63,752.000 DAY	_____.	_____.
0310	643.0910 Traffic Control Covering Signs Type I	49.000 EACH	_____.	_____.
0312	643.0920 Traffic Control Covering Signs Type II	999.000 EACH	_____.	_____.
0314	643.1000 Traffic Control Signs Fixed Message	451.000 SF	_____.	_____.
0316	643.1050 Traffic Control Signs PCMS	371.000 DAY	_____.	_____.
0318	643.1070 Traffic Control Cones 42-Inch	2,816.000 DAY	_____.	_____.
0320	643.1200.S Portable Automated Real-Time Traffic Queue Warning System	856.000 DAY	_____.	_____.
0322	643.3105 Temporary Marking Line Paint 4-Inch	2,700.000 LF	_____.	_____.
0324	643.3150 Temporary Marking Line Removable Tape 4-Inch	1,285.000 LF	_____.	_____.
0326	643.3170 Temporary Marking Line Epoxy 6-Inch	627,029.000 LF	_____.	_____.
0328	643.3180 Temporary Marking Line Removable Tape 6-Inch	42,945.000 LF	_____.	_____.



Proposal Schedule of Items

Proposal ID: 20231114021 Project(s): 1120-57-60, 1517-14-71

Federal ID(s): WISC 2024010, WISC 2024013

SECTION: 0001 Contract Items

Alt Set ID: Alt Mbr ID:

Proposal Line Number	Item ID Description	Approximate Quantity and Units	Unit Price	Bid Amount
0330	643.3270 Temporary Marking Line Epoxy 10-Inch	60,415.000 LF	_____.	_____.
0332	643.3280 Temporary Marking Line Removable Tape 10-Inch	1,130.000 LF	_____.	_____.
0334	643.3960 Temporary Marking Removable Mask Out Tape 6-Inch	1,350.000 LF	_____.	_____.
0336	643.3970 Temporary Marking Removable Mask Out Tape 10-Inch	530.000 LF	_____.	_____.
0338	643.5000 Traffic Control	1.000 EACH	_____.	_____.
0340	645.0105 Geotextile Type C	162.000 SY	_____.	_____.
0342	645.0112 Geotextile Type DF Schedule B	337.000 SY	_____.	_____.
0344	645.0120 Geotextile Type HR	1,281.000 SY	_____.	_____.
0346	646.1020 Marking Line Epoxy 4-Inch	2,653.000 LF	_____.	_____.
0348	646.1555 Marking Line Grooved Contrast Permanent Tape 4-Inch	810.000 LF	_____.	_____.
0350	646.2020 Marking Line Epoxy 6-Inch	2,635.000 LF	_____.	_____.
0352	646.2025 Marking Line Grooved Black Epoxy 6-Inch	46,566.000 LF	_____.	_____.
0354	646.2040 Marking Line Grooved Wet Ref Epoxy 6-Inch	212,115.000 LF	_____.	_____.
0356	646.2050 Marking Line Grooved Permanent Tape 6-Inch	47,150.000 LF	_____.	_____.



Proposal Schedule of Items

Proposal ID: 20231114021 Project(s): 1120-57-60, 1517-14-71

Federal ID(s): WISC 2024010, WISC 2024013

SECTION: 0001 Contract Items

Alt Set ID: Alt Mbr ID:

Proposal Line Number	Item ID Description	Approximate Quantity and Units	Unit Price	Bid Amount
0358	646.3555 Marking Line Grooved Contrast Permanent Tape 8-Inch	547.000 LF	_____.	_____.
0360	646.4020 Marking Line Epoxy 10-Inch	570.000 LF	_____.	_____.
0362	646.4025 Marking Line Grooved Black Epoxy 10-Inch	4,910.000 LF	_____.	_____.
0364	646.4050 Marking Line Grooved Permanent Tape 10-Inch	40,524.000 LF	_____.	_____.
0366	646.5020 Marking Arrow Epoxy	56.000 EACH	_____.	_____.
0368	646.5120 Marking Word Epoxy	17.000 EACH	_____.	_____.
0370	646.6120 Marking Stop Line Epoxy 18-Inch	353.000 LF	_____.	_____.
0372	646.6220 Marking Yield Line Epoxy 18-Inch	20.000 EACH	_____.	_____.
0374	646.6466 Cold Weather Marking Epoxy 6-Inch	4,500.000 LF	_____.	_____.
0376	646.6470 Cold Weather Marking Epoxy 10-Inch	4,000.000 LF	_____.	_____.
0378	646.7220 Marking Chevron Epoxy 24-Inch	315.000 LF	_____.	_____.
0380	646.7420 Marking Crosswalk Epoxy Transverse Line 6-Inch	376.000 LF	_____.	_____.
0382	646.9000 Marking Removal Line 4-Inch	61,670.000 LF	_____.	_____.
0384	646.9010 Marking Removal Line Water Blasting 4-Inch	6,740.000 LF	_____.	_____.
0386	646.9055 Marking Removal Line Grooved Contrast Permanent Tape 4-Inch	50,166.000 LF	_____.	_____.



Proposal Schedule of Items

Proposal ID: 20231114021 Project(s): 1120-57-60, 1517-14-71

Federal ID(s): WISC 2024010, WISC 2024013

SECTION: 0001 Contract Items

Alt Set ID: Alt Mbr ID:

Proposal Line Number	Item ID Description	Approximate Quantity and Units	Unit Price	Bid Amount
0388	646.9155 Marking Removal Line Grooved Contrast Permanent Tape 8-Inch	42,139.000 LF	_____.	_____.
0390	646.9310 Marking Removal Special Marking Water Blasting	3.000 EACH	_____.	_____.
0392	646.9400 Marking Removal Plowable Raised Pavement Markers	61.000 EACH	_____.	_____.
0394	650.4000 Construction Staking Storm Sewer	49.000 EACH	_____.	_____.
0396	650.6501 Construction Staking Structure Layout (structure) 01. B-44-0062	1.000 EACH	_____.	_____.
0398	650.6501 Construction Staking Structure Layout (structure) 02. B-70-0084	1.000 EACH	_____.	_____.
0400	650.6501 Construction Staking Structure Layout (structure) 03. B-70-0132	1.000 EACH	_____.	_____.
0402	650.6501 Construction Staking Structure Layout (structure) 10. N-70-0009	1.000 EACH	_____.	_____.
0404	650.7000 Construction Staking Concrete Pavement	530.000 LF	_____.	_____.
0406	650.8000 Construction Staking Resurfacing Reference	115,480.000 LF	_____.	_____.
0408	650.9911 Construction Staking Supplemental Control (project) 01. 1120-57-60	1.000 EACH	_____.	_____.
0410	652.0125 Conduit Rigid Metallic 2-Inch	16.000 LF	_____.	_____.
0412	652.0225 Conduit Rigid Nonmetallic Schedule 40 2-Inch	362.000 LF	_____.	_____.



Proposal Schedule of Items

Proposal ID: 20231114021 Project(s): 1120-57-60, 1517-14-71

Federal ID(s): WISC 2024010, WISC 2024013

SECTION: 0001 Contract Items

Alt Set ID: Alt Mbr ID:

Proposal Line Number	Item ID Description	Approximate Quantity and Units	Unit Price	Bid Amount
0414	652.0325 Conduit Rigid Nonmetallic Schedule 80 2-Inch	90.000 LF	_____.	_____.
0416	653.0164 Pull Boxes Non-Conductive 24x42-Inch	8.000 EACH	_____.	_____.
0418	653.0208 Junction Boxes 8x8x8-Inch	6.000 EACH	_____.	_____.
0420	653.0220 Junction Boxes 18x6x6-Inch	1.000 EACH	_____.	_____.
0422	653.0905 Removing Pull Boxes	6.000 EACH	_____.	_____.
0424	654.0220 Concrete Control Cabinet Bases Type 10	4.000 EACH	_____.	_____.
0426	655.0615 Electrical Wire Lighting 10 AWG	8,620.000 LF	_____.	_____.
0428	656.0201 Electrical Service Meter Breaker Pedestal (location) 01. IH 41 & Cecil Street	1.000 EACH	_____.	_____.
0430	656.0201 Electrical Service Meter Breaker Pedestal (location) 02. IH 41 & Main Street	1.000 EACH	_____.	_____.
0432	656.0201 Electrical Service Meter Breaker Pedestal (location) 03. IH 41 & CTH O	1.000 EACH	_____.	_____.
0434	656.0201 Electrical Service Meter Breaker Pedestal (location) 04. IH 41 & Spencer Street	1.000 EACH	_____.	_____.
0436	690.0150 Sawing Asphalt	9,556.000 LF	_____.	_____.
0438	690.0250 Sawing Concrete	25,528.000 LF	_____.	_____.
0440	715.0502 Incentive Strength Concrete Structures	4,815.000 DOL	1.00000	4,815.00



Proposal Schedule of Items

Proposal ID: 20231114021 Project(s): 1120-57-60, 1517-14-71

Federal ID(s): WISC 2024010, WISC 2024013

SECTION: 0001 Contract Items

Alt Set ID: Alt Mbr ID:

Proposal Line Number	Item ID Description	Approximate Quantity and Units	Unit Price	Bid Amount
0442	740.0440 Incentive IRI Ride	239,130.000 DOL	1.00000	239,130.00
0444	801.0117 Railroad Flagging Reimbursement	112,450.000 DOL	1.00000	112,450.00
0446	999.2000.S Installing and Maintaining Bird Deterrent System (station) 01. Station 1269'SB'+00	1.000 EACH	_____.	_____.
0448	999.2000.S Installing and Maintaining Bird Deterrent System (station) 02. Station 1269'NB'+00	1.000 EACH	_____.	_____.
0450	999.2000.S Installing and Maintaining Bird Deterrent System (station) 03. Station 137'FWN'+00	1.000 EACH	_____.	_____.
0452	ASP.1T0A On-the-Job Training Apprentice at \$5.00/HR	2,200.000 HRS	5.00000	11,000.00
0454	ASP.1T0G On-the-Job Training Graduate at \$5.00/HR	5,960.000 HRS	5.00000	29,800.00
0456	SPV.0035 Special 01. Rapid Set Deck Repair	1.000 CY	_____.	_____.
0458	SPV.0060 Special 01. Inlets 2X3-FT Modified	7.000 EACH	_____.	_____.
0460	SPV.0060 Special 02. Inlet Covers Type 27-M Bolted	13.000 EACH	_____.	_____.
0462	SPV.0060 Special 03. Temporary Support B-70-132	1.000 EACH	_____.	_____.
0464	SPV.0060 Special 04. Reset Existing Bearings	10.000 EACH	_____.	_____.
0466	SPV.0090 Special 01. Cured in Place Pipe Liner, 12-Inch	360.000 LF	_____.	_____.
0468	SPV.0090 Special 02. Glare Screens Temporary	2,687.500 LF	_____.	_____.



Proposal Schedule of Items

Proposal ID: 20231114021 Project(s): 1120-57-60, 1517-14-71

Federal ID(s): WISC 2024010, WISC 2024013

SECTION: 0001 Contract Items

Alt Set ID: Alt Mbr ID:

Proposal Line Number	Item ID Description	Approximate Quantity and Units	Unit Price	Bid Amount
0470	SPV.0090 Special 03. Bridge Deck Crack Sealing	1,900.000 LF	_____.	_____.
0472	SPV.0090 Special 04. Joint Sealing	2,439.000 LF	_____.	_____.
0474	SPV.0090 Special 05. Foundation Drilling 42-Inch Diameter	28.000 LF	_____.	_____.
0476	SPV.0090 Special 06. Salvage and Reinstall Steel Plate Beam Guard	75.000 LF	_____.	_____.
0478	SPV.0165 Special 01. Noise Barriers Double-Sided Sound Absorptive N-70-0009	1,890.000 SF	_____.	_____.
0480	SPV.0180 Special 01. Removing Rumble Strips	3,335.000 SY	_____.	_____.
0482	SPV.0180 Special 02. Resin Binder High Friction Surface Treatment	19,950.000 SY	_____.	_____.
0484	SPV.0180 Special 03. Methacrylate Flood Seal	17,469.000 SY	_____.	_____.
0486	SPV.0180 Special 04. High Friction Surface Treatment Polymer Overlay	5,070.000 SY	_____.	_____.
Section: 0001			Total:	_____.
			Total Bid:	_____.

