



Wisconsin Department of Transportation

Division of Transportation Systems Development

Bureau of Project Development
4822 Madison Yards Way, 4th Floor South
Madison, WI 53705

December 7, 2023

Telephone: (608) 266-1631
Facsimile (FAX): (608) 266-8459

NOTICE TO ALL CONTRACTORS:

Proposal #21: 1480-27-71, WISC 2024067
Green Bay - Luxemburg
University Way – STH 57
STH 54
Brown County

Letting of December 12, 2023

This is Addendum No. 03, which provides for the following:

Special Provisions:

Revised Special Provisions	
Article No.	Description
5	Traffic

Schedule of Items:

Revised Bid Item Quantities					
Bid Item	Item Description	Unit	Proposal Total Prior to Addendum	Proposal Quantity Change (-)	Proposal Total After Addendum
390.0100	Removing Pavement for Base Patching	CY	661	151	812
390.0405	Base Patching Concrete SHES	CY	661	151	812
416.0610	Drilled Tie Bars	Each	550	250	800
416.0620	Drilled Dowel Bars	Each	7,690	-5,760	1,930
450.4000	HMA Cold Weather Paving	Ton	9,110	30	9,140
460.4210.S	HMA Pavement Interlayer	Ton	10,950	120	11,070
690.0250	Sawing Concrete	LF	18,900	400	19,300

Plan Sheets:

Revised Plan Sheets	
Plan Sheet	Plan Sheet Title (brief description of changes to sheet)
16	Typical Sections (removed tapering from curb and gutter pans and added note regarding switching from 4 LT 58-28 S to 4 SMA 58-28 V and Interlayer on shoulders if ramp is paved in echelon)
17	Typical Sections (removed tapering from curb and gutter pans and added note regarding switching from 4 LT 58-28 S to 4 SMA 58-28 V and Interlayer on shoulders if ramp is paved in echelon)
18	Typical Sections (added note regarding switching from 4 LT 58-28 S to 4 SMA 58-28 V and Interlayer on shoulders if ramp is paved in echelon)
19	Typical Sections (added note regarding switching from 4 LT 58-28 S to 4 SMA 58-28 V and Interlayer on shoulders if ramp is paved in echelon)
22	Construction Detail (revised Undoweled Base Patching Concrete detail)
83	Miscellaneous Quantities (revised item quantities for construction detail revision)
84	Miscellaneous Quantities (revised item quantities for construction detail revision)
85	Miscellaneous Quantities (revised item quantities for construction detail revision)
86	Miscellaneous Quantities (revised item quantities for construction detail revision)
87	Miscellaneous Quantities (revised item quantities for construction detail revision)
88	Miscellaneous Quantities (revised item quantities for construction detail revision)
89	Miscellaneous Quantities (revised item quantities for construction detail revision)
90	Miscellaneous Quantities (revised item quantities for construction detail revision)
91	Miscellaneous Quantities (revised item quantities for construction detail revision)
92	Miscellaneous Quantities (revised item quantities for construction detail revision)
93	Miscellaneous Quantities (revised item quantities for construction detail revision)
94	Miscellaneous Quantities (revised item quantities for construction detail revision)
95	Miscellaneous Quantities (revised item quantities for construction detail revision)
96	Miscellaneous Quantities (revised item quantities for construction detail revision)
97	Miscellaneous Quantities (revised item quantities for construction detail revision)
98	Miscellaneous Quantities (revised item quantities for construction detail revision)
99	Miscellaneous Quantities (revised item quantities for construction detail revision)
100	Miscellaneous Quantities (revised item quantities for construction detail revision)
101	Miscellaneous Quantities (revised item quantities for construction detail revision)
102	Miscellaneous Quantities (revised item quantities for construction detail revision)
103	Miscellaneous Quantities (revised item quantities for construction detail revision)
104	Miscellaneous Quantities (revised item quantities for construction detail revision)
105	Miscellaneous Quantities (revised item quantities for construction detail revision)
106	Miscellaneous Quantities (revised item quantities for construction detail revision)
108	Miscellaneous Quantities (revised item quantities for construction detail revision)
109	Miscellaneous Quantities (revised item quantities for construction detail revision)
110	Miscellaneous Quantities (revised item quantities for construction detail revision)
111	Miscellaneous Quantities (revised item quantities for construction detail revision)
112	Miscellaneous Quantities (revised item quantities for construction detail revision)
113	Miscellaneous Quantities (revised item quantities for construction detail revision)
114	Miscellaneous Quantities (revised item quantities for construction detail revision)
115	Miscellaneous Quantities (revised item quantities for construction detail revision)
116	Miscellaneous Quantities (revised item quantities for construction detail revision)
117	Miscellaneous Quantities (revised item quantities for construction detail revision)
118	Miscellaneous Quantities (revised item quantities for construction detail revision)
119	Miscellaneous Quantities (revised item quantities for project totals)
121	Miscellaneous Quantities (revised item quantities for project totals)
122	Miscellaneous Quantities (revised item quantity for construction detail revision)

123	Miscellaneous Quantities (revised item quantity for construction detail revision and project totals)
125	Miscellaneous Quantities (revised item quantities for project totals)
153	Miscellaneous Quantities (revised remarks column to remove portion of note)

The responsibility for notifying potential subcontractors and suppliers of these changes remains with the prime contractor.

Sincerely,

Mike Coleman

Proposal Development Specialist
Proposal Management Section

ADDENDUM NO. 03

1480-27-71

December 7, 2023

Special Provisions

5. Traffic.

Replace entire section titled Permitted Lane Closure Hours with the following:

Permitted Lane Closure Hours

Lane closures on STH 54 will be permitted during the following times:

Direction	Day(s) of Week	Time Period Permitted
Eastbound	Monday – Thursday	12:00 am to 12:00 pm and 6:00 pm to 11:59 pm
Eastbound	Friday	12:00 am to 11:00 am and 6:00 pm to 11:59 pm
Eastbound	Saturday	12:00 am to 11:59 pm
Eastbound	Sunday	12:00 am to 12:00 pm and 5:00 pm to 11:59 pm
Westbound	Monday – Thursday	12:00 am to 6:00 am and 6:00 pm to 11:59 pm
Westbound	Friday	12:00 am to 7:00 am and 6:00 pm to 11:59 pm
Westbound	Saturday	12:00 am to 11:59 pm
Westbound	Sunday	12:00 am to 10:00 am and 5:00 pm to 11:59 pm

Schedule of Items

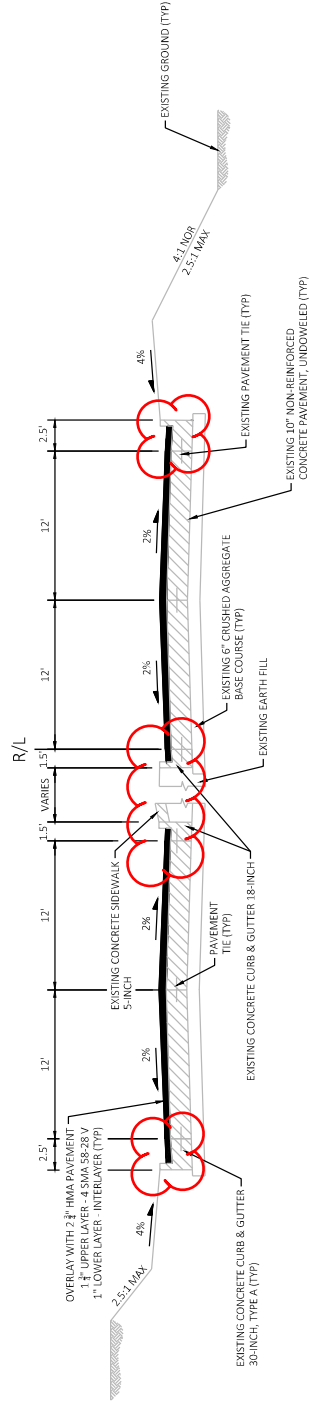
Attached, dated December 7, 2023, are the revised Schedule of Items Pages 2, 3, and 9.

Plan Sheets

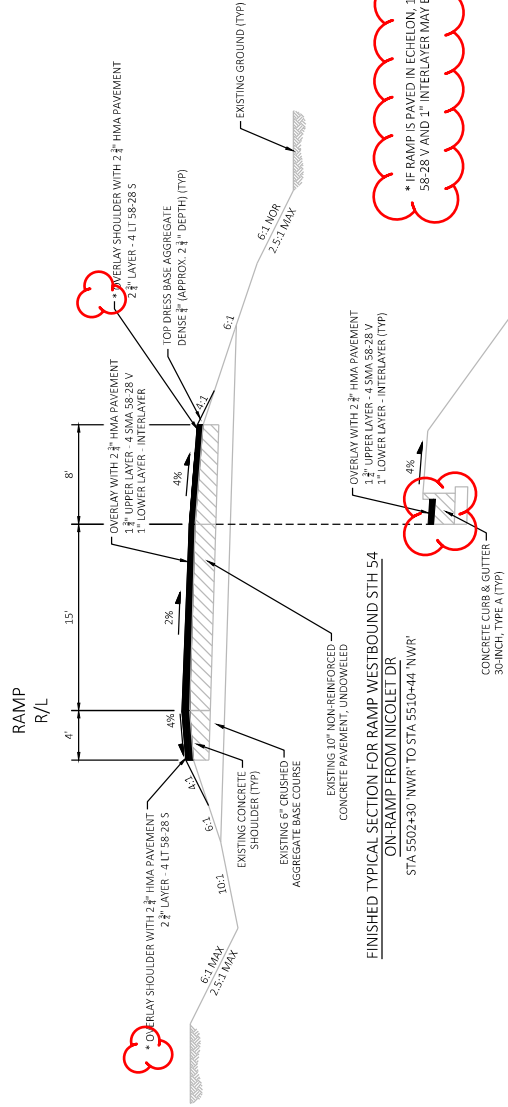
The following 8½ x 11-inch sheets are attached and made part of the plans for this proposal:
Revised: 16-19, 22, 83-106, 108-119, 121-123, 125 and 153.

END OF ADDENDUM

Addendum No. 03
 ID 1480-27-71
 Revised Sheet 16
 December 7, 2023



FINISHED TYPICAL SECTION UNIVERSITY AVE/NICOLET DR
 STA 5703+37 'UNNI' TO STA 5716+66 'UNNI' (NORTHBOUND TRAFFIC SIDE)
 STA 5702+77 'UNNI' TO STA 5716+66 'UNNI' (SOUTHBOUND TRAFFIC SIDE)



FINISHED TYPICAL SECTION FOR RAMP WESTBOUND STH 54
 ON-RAMP FROM NICOLET DR
 STA 5502+30 'NWR' TO STA 5510+44 'NWR'

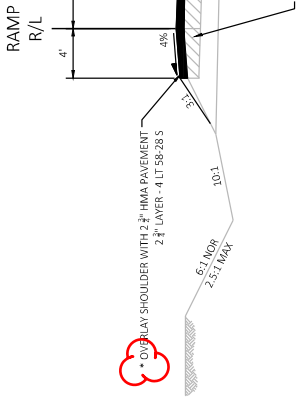
FINISHED TYPICAL SECTION FOR WESTBOUND STH 54
 ON-RAMP FROM NICOLET DR
 STA 5500+26 'NWR' TO STA 5502+30 'NWR'
 NOTE: TAPER HMA PAVEMENT WITHIN CURB AND GUTTER ON
 NICOLET DRIVE TO NICOLET DRIVE ON-RAMP (NWR ON)
 SIMILAR TO THIS SECTION

PROJECT NO: 1480-27-71	COUNTY: BROWN	TYPICAL SECTIONS	SHEET 16
FILE NAME: N:\PDS\CDU\14802700\SHEETS\PLAN\020301-15.DWG	PLLOT DATE: 12/5/2023 12:58 PM	PLLOT BY: FARRELL ALANE	PLLOT NAME: 3IN-10FT
LAYOUT NAME: 020314-5			W65007C005 SHEET 42

Addendum No. 03
 ID 1480-27-71
 Revised Sheet 17
 December 7, 2023

2

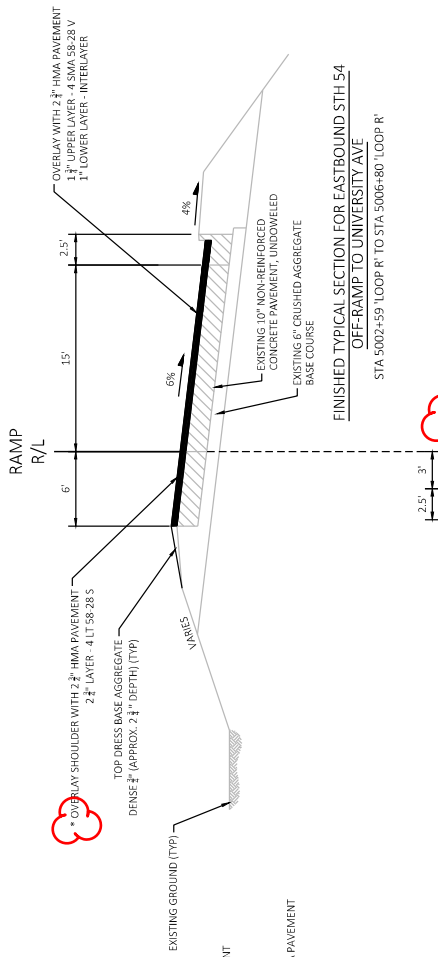
2



FINISHED TYPICAL SECTION FOR WESTBOUND STH 54
 OFF-RAMP TO NICOLET DR
 STA 5300+00 'NER' TO STA 5311+42 'NER'

• OVERLAY SHOULDER WITH 2 3/4" HMA PAVEMENT
 1 1/2" UPPER LAYER - 4 SMA 58-28 V
 1" LOWER LAYER - INTERLAYER
 3" DENSE #4 (APPROX. 2 1/4" DEPTH) (TYP)
 TOP DRESS BASE AGGREGATE
 LAYER - 4 LT 58-28 S
 EXISTING GROUND (TYP)

• IF RAMP IS PAVED IN ECHELON, 1 3/4" HMA PAVEMENT 4 SMA 58-28 V AND 1" INTERLAYER MAY BE USED.



FINISHED TYPICAL SECTION FOR EASTBOUND STH 54
 OFF-RAMP TO UNIVERSITY AVE
 STA 5000+00 'LOOP R' TO STA 5002+59 'LOOP R'

• OVERLAY SHOULDER WITH 2 3/4" HMA PAVEMENT
 1 1/2" UPPER LAYER - 4 SMA 58-28 V
 1" LOWER LAYER - INTERLAYER
 3" DENSE #4 (APPROX. 2 1/4" DEPTH) (TYP)
 TOP DRESS BASE AGGREGATE
 LAYER - 4 LT 58-28 S
 EXISTING GROUND (TYP)

• IF RAMP IS PAVED IN ECHELON, 1 3/4" HMA PAVEMENT 4 SMA 58-28 V AND 1" INTERLAYER MAY BE USED.

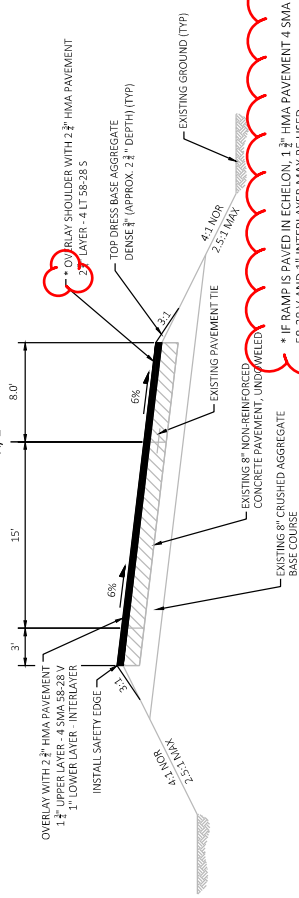
FINISHED TYPICAL SECTION FOR EASTBOUND STH 54
 OFF-RAMP TO UNIVERSITY AVENUE
 STA 5006+80 'LOOP R' TO STA 5013+00 'LOOP R'

• OVERLAY SHOULDER WITH 2 3/4" HMA PAVEMENT
 1 1/2" UPPER LAYER - 4 SMA 58-28 V
 1" LOWER LAYER - INTERLAYER
 3" DENSE #4 (APPROX. 2 1/4" DEPTH) (TYP)
 TOP DRESS BASE AGGREGATE
 LAYER - 4 LT 58-28 S
 EXISTING GROUND (TYP)

• IF RAMP IS PAVED IN ECHELON, 1 3/4" HMA PAVEMENT 4 SMA 58-28 V AND 1" INTERLAYER MAY BE USED.

PROJECT NO: 1480-27-71	COUNTY: BROWN	TYPICAL SECTIONS	SHEET 17
FILE NAME: N:\PDS\CDU\14802700\SHEETSP\AW020301-15.DWG LAYOUT NAME - 020315-15	PLOT DATE: 12/5/2023 12:53 PM	PLOT BY: FARRELL ALAINE	PLOT SCALE: 1/8"=1'-0"
HWY: STH 54			

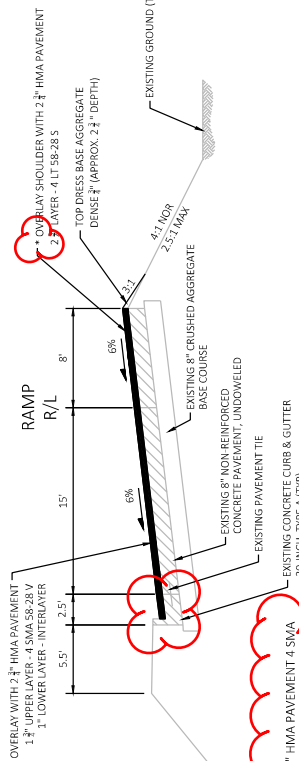
RAMP
R/L



Addendum No. 03
ID 1480-27-71
Revised Sheet 18
December 7, 2023

**FINISHED TYPICAL SECTION FOR EASTBOUND STH 54
 ON-RAMP FROM UNIVERSITY AVE
 STA 5207+21 'SER' TO STA 5224+66 'SER'**

* IF RAMP IS PAVED IN ECHELON, 1 1/2" HMA PAVEMENT 4 SMA 58-28 V AND 1" INTERLAYER MAY BE USED.



**FINISHED TYPICAL SECTION FOR EASTBOUND STH 54
 ON-RAMP FROM UNIVERSITY AVE
 STA 5200+26 'SER' TO STA 5207+21 'SER'**

* IF RAMP IS PAVED IN ECHELON, 1 1/2" HMA PAVEMENT 4 SMA 58-28 V AND 1" INTERLAYER MAY BE USED.

PROJECT NO: 1480-27-71

HWY: STH 54

COUNTY: BROWN

TYPICAL SECTIONS

SHEET 18

E

FILE NAME: N:\PDS\CDU\14802700\SHEETS\PLAN\020301-15.DWG
 LAYOUT NAME: 020301-15

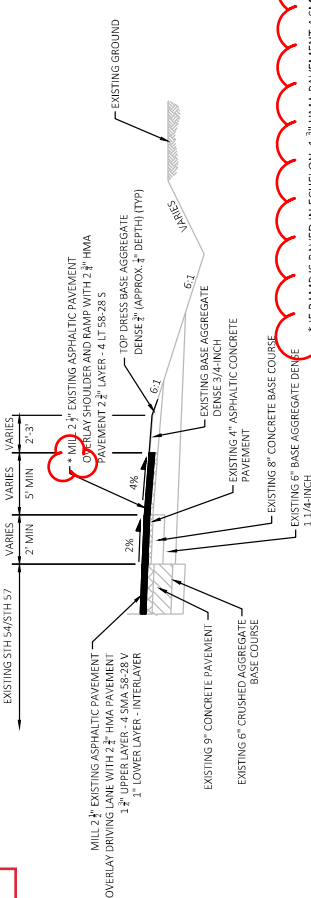
PLOT DATE: 12/5/2023 12:53 PM

PLOT BY: FARRELL ALANE

PLOT SCALE: 1/8"=1'-0"

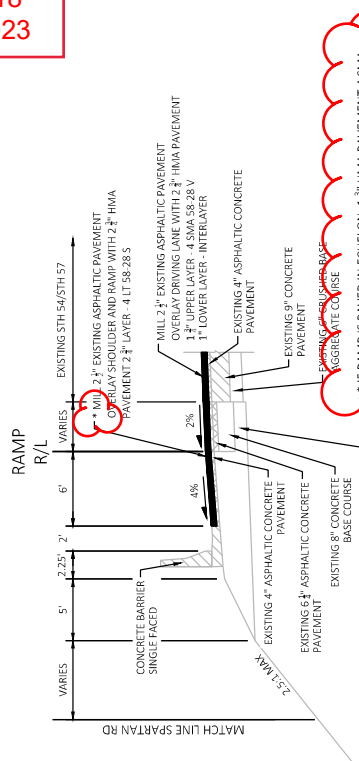
WISDOT/CADD/SHEET 42

RAMP
R/L



**FINISHED TYPICAL SECTION FOR EASTBOUND STH 54
 ON-RAMP FROM UNIVERSITY AVE
 STA 5207+21 'SER' TO STA 5224+66 'SER'**

* IF RAMP IS PAVED IN ECHELON, 1 1/2" HMA PAVEMENT 4 SMA 58-28 V AND 1" INTERLAYER MAY BE USED.



**FINISHED TYPICAL SECTION FOR EASTBOUND STH 54
 ON-RAMP FROM UNIVERSITY AVE
 STA 5207+21 'SER' TO STA 5224+66 'SER'**

* IF RAMP IS PAVED IN ECHELON, 1 1/2" HMA PAVEMENT 4 SMA 58-28 V AND 1" INTERLAYER MAY BE USED.

PROJECT NO: 1480-27-71

HWY: STH 54

COUNTY: BROWN

TYPICAL SECTIONS

SHEET 18

E

FILE NAME: N:\PDS\CDU\14802700\SHEETS\PLAN\020301-15.DWG
 LAYOUT NAME: 020301-15

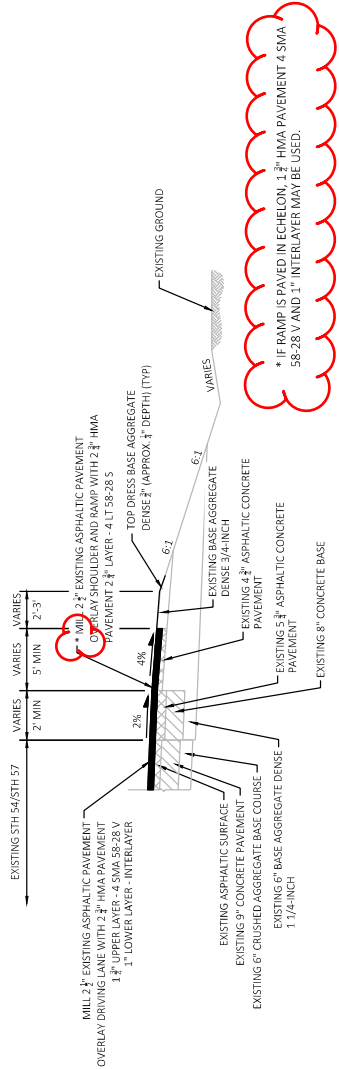
PLOT DATE: 12/5/2023 12:53 PM

PLOT BY: FARRELL ALANE

PLOT SCALE: 1/8"=1'-0"

WISDOT/CADD/SHEET 42

Addendum No. 03
 ID 1480-27-71
 Revised Sheet 19
 December 7, 2023

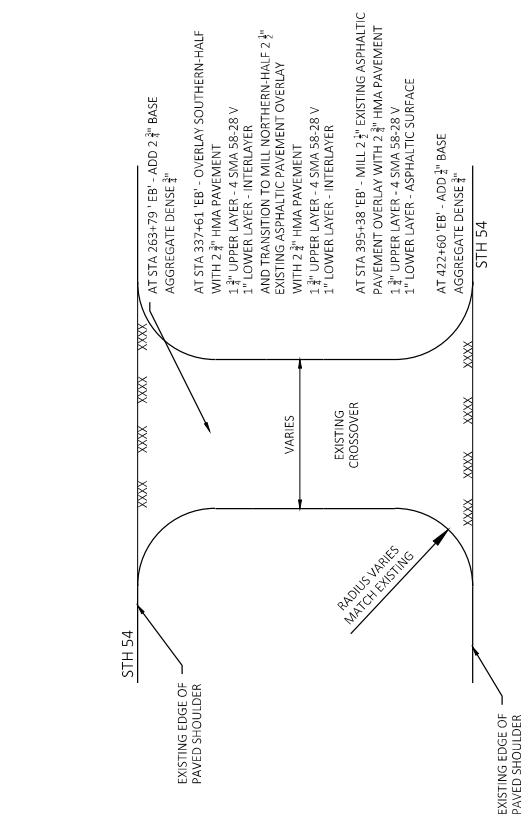


* IF RAMP IS PAVED IN ECHELON, 1 3/4\"/>

FINISHED PARTIAL TYPICAL SECTION FOR EASTBOUND STH 54 OFF-RAMP TO BAY SETTLEMENT RD
 AND WESTBOUND STH 54 ON-RAMP FROM BAY SETTLEMENT RD

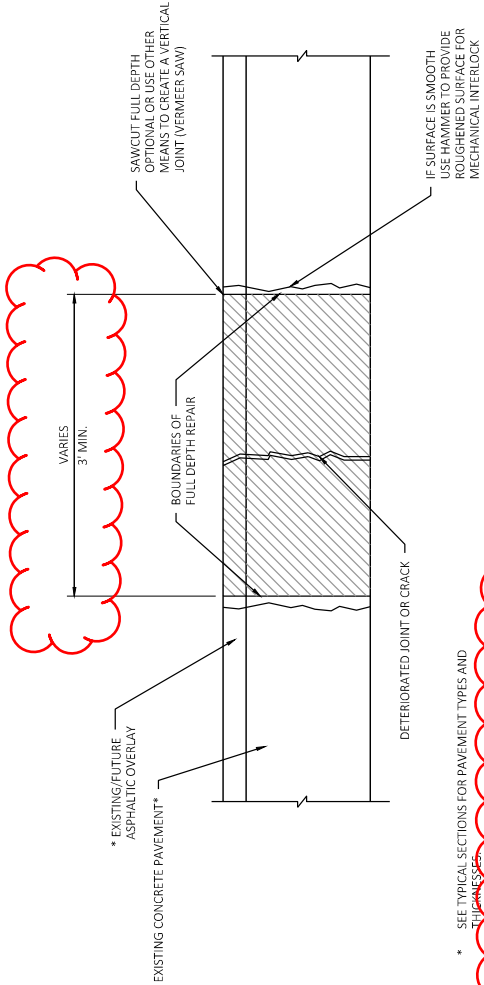
STA 3584+2 'EB' TO STA 3594+21 'EB'
 STA 652+69 'WB' TO STA 666+16 'WB'

PROJECT NO: 1480-27-71	COUNTY: BROWN	TYPICAL SECTIONS	SHEET 19	E
FILE NAME: N:\PDS\CDU\14802700\5SHEETS\PLAN\020301-15.DWG	HWY: STH 54	PLOT BY: FARRELL ALANE	PLOT SCALE: 1/8"=1'-0"	WISDOT/CADDS SHEET 42
LAYOUT NAME: 020317-5	PLOT DATE: 12/5/2023 12:54 PM			



DETAIL OF STH 54 EXISTING MAINTENANCE CROSSOVER RESURFACING

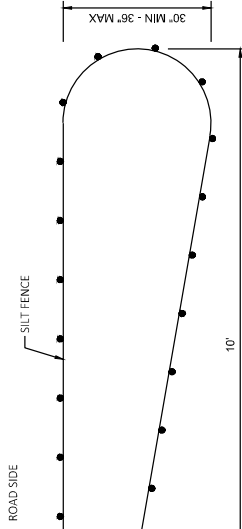
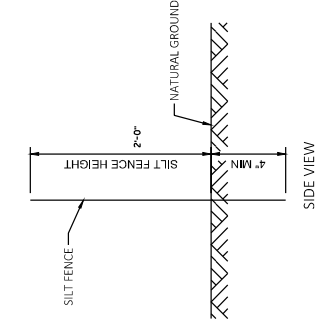
STA 363+79 'E'
 STA 337+61 'E'
 STA 395+38 'E'
 STA 422+60 'E'



* SEE TYPICAL SECTIONS FOR PAVEMENT TYPES AND THICKNESSES
 ** TILE BARS ALONG LONGITUDINAL JOINTS TO BE SPACED 12\"/>

BASE PATCHING CONCRETE NON-DOWELED CONCRETE PAVEMENT

SEE MISCELLANEOUS QUANTITIES FOR LOCATIONS



NOTE:
 SILT FENCE POSTS FOR THE TURN-AROUND SHOULD BE ON THE OUTSIDE OF THE TURN-AROUND.

SILT FENCE TURN-AROUND DETAIL

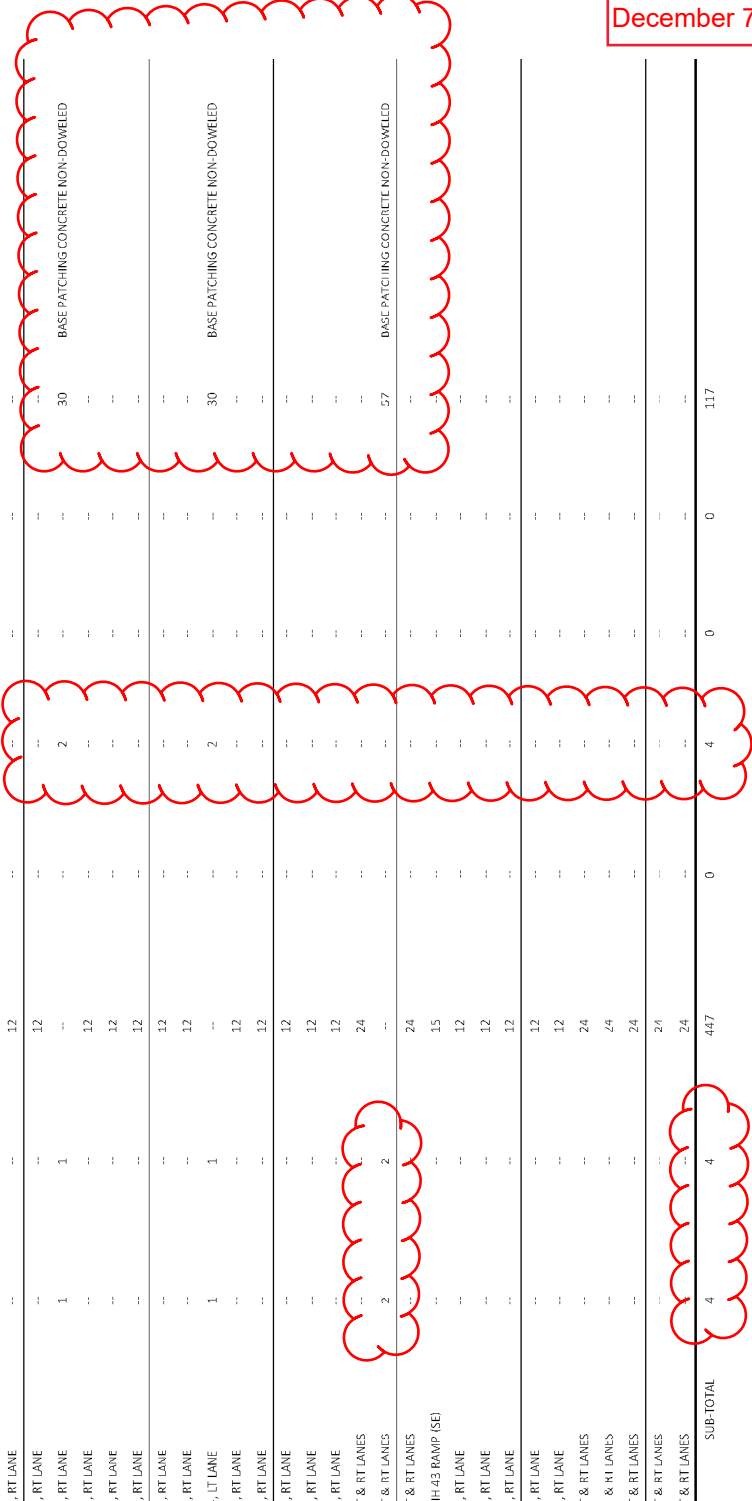
Addendum No. 03
ID 1480-27-71
Revised Sheet 22
December 7, 2023

BASE PATCHING CONCRETE SHEES, CONCRETE JOINT AND CRACK CLEANING AND REPAIR, AND SAWING SUMMARY

STATION	TO	STATION	LOCATION	390.0100 REMOVING PAVEMENT FOR BASE PATCHING	390.0405 BASE PATCHING CONCRETE SHEES	SPV/0090.01 CONCRETE JOINT AND CRACK CLEANING AND REPAIR	SPV/0090.02 CONCRETE JOINT AND CRACK PLUNGE MILLING AND PATCHING	415.0610 DRILLED TIE BARS	415.0620 DRILLED DOWEL BARS	650.0150 SAWING ASPHALT	690.0250 SAWING CONCRETE	REMARKS
				CV	CV	LF	LF	EACH	EA	LF	LF	
206+44	--	--	EB STH 54, LT & RT LANES	--	--	24	--	--	--	--	--	BASE PATCHING CONCRETE NON-DOWELED
206+63	--	--	EB STH 54, LT & RT LANES	2	2	--	--	--	--	--	--	
206+83	--	--	EB STH 54, LT & RT LANES	--	--	24	--	--	--	--	--	
207+03	--	--	EB STH 54, LT & RT LANES	--	--	24	--	--	--	--	--	
207+24	--	--	EB STH 54, LT & RT LANES	--	--	24	--	--	--	--	--	
207+66	--	--	EB STH 54, LT & RT LANES	--	--	24	--	--	--	--	--	
207+80	--	--	EB STH 54, LT & RT LANES	--	--	24	--	--	--	--	--	
207+91	--	--	EB STH 54, LT & RT LANES	--	--	24	--	--	--	--	--	
208+12	--	--	EB STH 54, LT & RT LANES	--	--	24	--	--	--	--	--	
208+31	--	--	EB STH 54, LT & RT LANES	--	--	24	--	--	--	--	--	
208+49	--	--	EB STH 54, LT & RT LANES	--	--	24	--	--	--	--	--	
208+57	--	--	EB STH 54, LT & RT LANES	--	--	24	--	--	--	--	--	
208+93	--	--	EB STH 54, LT & RT LANES	--	--	24	--	--	--	--	--	
209+03	--	--	EB STH 54, LT & RT LANES	--	--	24	--	--	--	--	--	
209+14	--	--	EB STH 54, LT & RT LANES	--	--	24	--	--	--	--	--	
209+30	--	--	EB STH 54, LT & RT LANES	--	--	24	--	--	--	--	--	
209+48	--	--	EB STH 54, LT & RT LANES	--	--	24	--	--	--	--	--	
209+61	--	--	EB STH 54, LT & RT LANES	--	--	24	--	--	--	--	--	
209+74	--	--	EB STH 54, LT & RT LANES	--	--	24	--	--	--	--	--	
210+02	--	--	EB STH 54, LT & RT LANES	--	--	24	--	--	--	--	--	
210+18	--	--	EB STH 54, LT & RT LANES	--	--	24	--	--	--	--	--	
210+26	--	--	FR STH 54, LT & RT LANES	--	--	24	--	--	--	--	--	
210+37	--	--	EB STH 54, LT & RT LANES	--	--	24	--	--	--	--	--	
210+57	--	--	EB STH 54, LT & RT LANES	--	--	24	--	--	--	--	--	
210+76	--	--	EB STH 54, LT & RT LANES	--	--	24	--	--	--	--	--	
210+84	--	--	EB STH 54, LT & RT LANES	--	--	24	--	--	--	--	--	
210+94	--	--	EB STH 54, LT & RT LANES	--	--	24	--	--	--	--	--	
211+17	--	--	EB STH 54, LT & RT LANES	--	--	24	--	--	--	--	--	
211+37	--	--	EB STH 54, LT & RT LANES	--	--	24	--	--	--	--	--	
211+51	--	--	EB STH 54, LT & RT LANES	--	--	24	--	--	--	--	--	
211+65	--	--	EB STH 54, LT & RT LANES	24	--	24	--	--	--	--	--	
211+82	--	--	EB STH 54, LT & RT LANES	24	--	24	--	--	--	--	--	
SUB-TOTAL				7	2	744	0	0	0	0	57	

BASE PATCHING CONCRETE SHOES, CONCRETE JOINT AND CRACK CLEANING AND REPAIR, AND SAWING SUMMARY

STATION TO	STATION FROM	LOCATION	390.0100 REMOVING PAVEMENT FOR BASE PATCHING	390.0405 BASE PATCHING CONCRETE SHOES	SPV.009001 CONCRETE JOINT AND CRACK CLEANING AND REPAIR	SPV.009002 CONCRETE JOINT AND CRACK FILLING MILLING AND PATCHING	416.0610 DRILLED TIE BARS	416.0620 DRILLED DOWEL BARS	690.0150 SAWING ASPHALT	690.0250 SAWING CONCRETE	REMARKS
			CY	CY	LF	LF	EACH	EACH	LF	LF	
212+01	212+01	EB STH 54, LT & RT LANES	24	
212+10	212+10	EB STH 54, RT LANE	12	
212+22	212+22	EB STH 54, RT LANE	12	
212+46	212+46	EB STH 54, RT LANE	12	
212+62	212+62	EB STH 54, RT LANE	12	
212+74	212+74	EB STH 54, RT LANE	12	
212+87	212+87	EB STH 54, RT LANE	1	1	2	30	BASE PATCHING CONCRETE NON-DOWELED
213+02	213+02	EB STH 54, RT LANE	12	
213+20	213+20	EB STH 54, RT LANE	12	
213+40	213+40	EB STH 54, RT LANE	12	
213+64	213+64	EB STH 54, RT LANE	12	
213+70	213+70	EB STH 54, RT LANE	12	
213+92	213+92	EB STH 54, RT LANE	1	1	2	30	BASE PATCHING CONCRETE NON-DOWELED
213+92	213+92	EB STH 54, RT LANE	12	
214+05	214+05	EB STH 54, RT LANE	12	
214+13	214+13	EB STH 54, RT LANE	12	
214+29	214+29	EB STH 54, RT LANE	12	
214+45	214+45	EB STH 54, RT LANE	12	
214+92	214+92	EB STH 54, LT & RT LANES	24	
215+13	215+13	EB STH 54, LT & RT LANES	2	2	57	BASE PATCHING CONCRETE NON-DOWELED
215+25	215+25	EB STH 54, LT & RT LANES	24	
215+04	215+04	EB STH 54 TO SB IH 43 RAMP (SE)	15	
215+28	215+28	EB STH 54, RT LANE	12	
215+48	215+48	EB STH 54, RT LANE	12	
215+71	215+71	EB STH 54, RT LANE	12	
215+85	215+85	EB STH 54, RT LANE	12	
215+98	215+98	EB STH 54, RT LANE	12	
216+14	216+14	EB STH 54, LT & RT LANES	24	
216+41	216+41	EB STH 54, LT & RT LANES	24	
216+55	216+55	EB STH 54, LT & RT LANES	24	
216+67	216+67	EB STH 54, LT & RT LANES	24	
216+77	216+77	EB STH 54, LT & RT LANES	24	
SUB-TOTAL			4	4	447	0	4	0	0	117	



BASE PATCHING CONCRETE SHES, CONCRETE JOINT AND CRACK CLEANING AND REPAIR, AND SAWING SUMMARY

STATION	TO	STATION	LOCATION	390.0100 REMOVING PAVEMENT FOR BASE PATCHING	390.0405 BASE PATCHING CONCRETE SHES	SPV.0090.01 CONCRETE JOINT AND CRACK CLEANING AND REPAIR	SPV.0090.02 CONCRETE JOINT AND CRACK PLUNGE MILLING AND PATCHING	416.0610 DRILLED TIE BARS	416.0620 DRILLED DOWEL BARS	690.0150 SAWING ASPHALT	690.0250 SAWING CONCRETE	REMARKS
				CY	CY	LF	LF	EACH	EACH	LF	LF	
216+97	--	--	EB STH 54, LT & RT LANES	--	--	24	--	--	--	--	--	
217+11	--	--	EB STH 54, LT & RT LANES	--	--	24	--	--	--	--	--	
217+26	--	--	EB STH 54, LT & RT LANES	--	--	24	--	--	--	--	--	
217+43	--	--	EB STH 54, LT & RT LANES	--	--	24	--	--	--	--	--	
217+59	--	--	EB STH 54, LT & RT LANES	--	--	24	--	--	--	--	--	
217+76	--	--	EB STH 54, LT & RT LANES	--	--	24	--	--	--	--	--	
217+84	--	--	EB STH 54, LT & RT LANES	--	--	24	--	--	--	--	--	
218+02	--	--	EB STH 54, LT & RT LANES	--	--	24	--	--	--	--	--	
218+34	--	--	EB STH 54, LT & RT LANES	--	--	24	--	--	--	--	--	
218+65	--	--	EB STH 54, LT & RT LANES	--	--	24	--	--	--	--	--	
218+84	--	--	EB STH 54, LT & RT LANES	--	--	24	--	--	--	--	--	
218+97	--	--	EB STH 54, LT & RT LANES	--	--	24	--	--	--	--	--	
219+11	--	--	EB STH 54, LT & RT LANES	2	2	--	--	--	--	--	57	BASE PATCHING CONCRETE NON-DOWELED
219+12	--	--	EB STH 54, LT & RT LANES	2	2	--	--	--	--	--	30	BASE PATCHING CONCRETE NON-DOWELED
219+47	--	--	EB STH 54, RT LANE	1	1	--	--	2	--	--	57	BASE PATCHING CONCRETE NON-DOWELED
219+89	--	--	EB STH 54, LT & RT LANES	2	2	--	--	--	--	--	--	
220+09	--	--	EB STH 54, LT & RT LANES	--	--	24	--	--	--	--	--	
220+20	--	--	EB STH 54, LT & RT LANES	--	--	24	--	--	--	--	--	
220+32	--	--	EB STH 54, LT & RT LANES	--	--	24	--	--	--	--	--	
220+50	--	--	CD STH 54, LT & RT LANES	2	2	--	--	--	--	--	57	BASE PATCHING CONCRETE NON-DOWELED
220+69	--	--	EB STH 54, LT & RT LANES	--	--	24	--	--	--	--	--	
220+81	--	--	EB STH 54, LT & RT LANES	2	2	--	--	--	--	--	57	BASE PATCHING CONCRETE NON-DOWELED
220+94	--	--	EB STH 54, LT & RT LANES	--	--	24	--	--	--	--	--	
221+15	--	--	EB STH 54, LT & RT LANES	--	--	24	--	--	--	--	--	
221+34	--	--	EB STH 54, LT & RT LANES	--	--	24	--	--	--	--	--	
221+47	--	--	EB STH 54, LT & RT LANES	2	2	--	--	--	--	--	57	BASE PATCHING CONCRETE NON-DOWELED
221+58	--	--	EB STH 54, LT & RT LANES	--	--	24	--	--	--	--	--	
221+78	--	--	EB STH 54, LT & RT LANES	2	2	--	--	--	--	--	57	BASE PATCHING CONCRETE NON-DOWELED
221+98	--	--	EB STH 54, LT & RT LANES	--	--	24	--	--	--	--	--	
222+11	--	--	EB STH 54, LT & RT LANES	2	2	--	--	--	--	--	57	BASE PATCHING CONCRETE NON-DOWELED
222+23	--	--	EB STH 54, LT & RT LANES	--	--	24	--	--	--	--	--	
222+36	--	--	EB STH 54, LT & RT LANES	--	--	24	--	--	--	--	--	
222+56	--	--	EB STH 54, LT & RT LANES	--	--	24	--	--	--	--	--	
			SUB-TOTAL	15	15	552	24	2	0	0	429	

BASE PATCHING CONCRETE SHEETS, CONCRETE JOINT AND CRACK CLEANING AND REPAIR, AND SAWING SUMMARY

STATION	TO	STATION	LOCATION	390.0100 REMOVING PAVEMENT FOR		390.0405 BASE PATCHING CONCRETE SHEETS		SPV.0090.01 CONCRETE JOINT AND CRACK CLEANING AND REPAIR		SPV.0090.02 CONCRETE JOINT AND CRACK FLUNGE MILLING AND PATCHING		416.0610 DRILLED TIE BARS		416.0620 DRILLED DOWELBARS		690.0150 SAWING ASPHALT		690.0250 SAWING CONCRETE		REMARKS
				CT	CF	CT	CF	IF	IF	EACH	EA	IF	IF	IF	IF	IF	IF			
222+68	--	--	EB STH 54, LT & RT LANES	--	--	24	--	--	--	--	--	--	--	--	--	--	--	--	--	BASE PATCHING CONCRETE NON-DOWELED
222+85	--	--	EB STH 54, LT & RT LANES	2	--	2	--	--	--	--	--	--	--	--	--	--	--	57	--	BASE PATCHING CONCRETE NON-DOWELED
223+03	--	--	EB STH 54, LT & RT LANES	--	--	--	--	24	--	--	--	--	--	--	--	--	--	--	--	BASE PATCHING CONCRETE NON-DOWELED
223+22	--	--	EB STH 54, LT & RT LANES	--	--	24	--	--	--	--	--	--	--	--	--	--	--	--	--	BASE PATCHING CONCRETE NON-DOWELED
223+33	--	--	EB STH 54, LT & RT LANES	--	--	24	--	--	--	--	--	--	--	--	--	--	--	--	--	BASE PATCHING CONCRETE NON-DOWELED
223+45	--	--	EB STH 54, LT & RT LANES	--	--	24	--	--	--	--	--	--	--	--	--	--	--	--	--	BASE PATCHING CONCRETE NON-DOWELED
223+66	--	--	EB STH 54, LT & RT LANES	2	--	2	--	--	--	--	--	--	--	--	--	--	--	57	--	BASE PATCHING CONCRETE NON-DOWELED
223+84	--	--	EB STH 54, LT & RT LANES	--	--	--	--	24	--	--	--	--	--	--	--	--	--	--	--	BASE PATCHING CONCRETE NON-DOWELED
223+97	--	--	EB STH 54, LT & RT LANES	--	--	--	--	24	--	--	--	--	--	--	--	--	--	--	--	BASE PATCHING CONCRETE NON-DOWELED
224+10	--	--	EB STH 54, LT & RT LANES	--	--	24	--	--	--	--	--	--	--	--	--	--	--	--	--	BASE PATCHING CONCRETE NON-DOWELED
224+30	--	--	EB STH 54, LT & RT LANES	2	--	2	--	--	--	--	--	--	--	--	--	--	--	57	--	BASE PATCHING CONCRETE NON-DOWELED
224+48	--	--	EB STH 54, LT & RT LANES	2	--	2	--	--	--	24	--	--	--	--	--	--	--	57	--	BASE PATCHING CONCRETE NON-DOWELED
224+59	--	--	EB STH 54, LT & RT LANES	--	--	--	--	--	--	24	--	--	--	--	--	--	--	--	--	BASE PATCHING CONCRETE NON-DOWELED
224+73	--	--	EB STH 54, LT & RT LANES	--	--	--	--	24	--	--	--	--	--	--	--	--	--	--	--	BASE PATCHING CONCRETE NON-DOWELED
224+91	--	--	EB STH 54, LT & RT LANES	--	--	24	--	--	--	--	--	--	--	--	--	--	--	--	--	BASE PATCHING CONCRETE NON-DOWELED
225+09	--	--	EB STH 54, LT & RT LANES	2	--	2	--	--	--	--	--	--	--	--	--	--	--	57	--	BASE PATCHING CONCRETE NON-DOWELED
225+21	--	--	EB STH 54, LT & RT LANES	--	--	--	--	24	--	--	--	--	--	--	--	--	--	--	--	BASE PATCHING CONCRETE NON-DOWELED
225+35	--	--	EB STH 54, LT & RT LANES	--	--	--	--	24	--	--	--	--	--	--	--	--	--	--	--	BASE PATCHING CONCRETE NON-DOWELED
225+52	--	--	EB STH 54, LT & RT LANES	2	--	2	--	--	--	24	--	--	--	--	--	--	--	57	--	BASE PATCHING CONCRETE NON-DOWELED
225+69	--	--	EB STH 54, LT & RT LANES	--	--	--	--	24	--	--	--	--	--	--	--	--	--	--	--	BASE PATCHING CONCRETE NON-DOWELED
225+87	--	--	EB STH 54, LT & RT LANES	2	--	2	--	--	--	--	--	--	--	--	--	--	--	57	--	BASE PATCHING CONCRETE NON-DOWELED
225+99	--	--	EB STH 54, LT & RT LANES	--	--	24	--	--	--	--	--	--	--	--	--	--	--	--	--	BASE PATCHING CONCRETE NON-DOWELED
226+14	--	--	EB STH 54, LT & RT LANES	--	--	24	--	--	--	--	--	--	--	--	--	--	--	--	--	BASE PATCHING CONCRETE NON-DOWELED
227+18	--	--	EB STH 54, LT & RT LANES	2	--	2	--	--	--	--	--	--	--	--	--	--	--	57	--	BASE PATCHING CONCRETE NON-DOWELED
227+22	--	--	EB STH 54, LT & RT LANES	--	--	24	--	--	--	--	--	--	--	--	--	--	--	--	--	BASE PATCHING CONCRETE NON-DOWELED
227+52	--	--	CO STH 54, LT & RT LANES	--	--	24	--	--	--	--	--	--	--	--	--	--	--	--	--	BASE PATCHING CONCRETE NON-DOWELED
227+61	--	--	EB STH 54, LT & RT LANES	--	--	24	--	--	--	--	--	--	--	--	--	--	--	--	--	BASE PATCHING CONCRETE NON-DOWELED
228+31	--	--	EB STH 54, LT & RT LANES	--	--	24	--	--	--	--	--	--	--	--	--	--	--	--	--	BASE PATCHING CONCRETE NON-DOWELED
228+70	--	--	EB STH 54, LT & RT LANES	--	--	24	--	--	--	--	--	--	--	--	--	--	--	--	--	BASE PATCHING CONCRETE NON-DOWELED
228+78	--	--	EB STH 54, LT & RT LANES	--	--	24	--	--	--	--	--	--	--	--	--	--	--	--	--	BASE PATCHING CONCRETE NON-DOWELED
229+25	--	229+51	EB STH 54, LT & RT LANES	19	--	19	--	--	--	--	--	16	--	--	--	--	--	126	--	BASE PATCHING CONCRETE NON-DOWELED
229+64	--	--	EB STH 54, LT & RT LANES	2	--	2	--	--	--	--	--	--	--	--	--	--	--	57	--	BASE PATCHING CONCRETE NON-DOWELED
			SUB-TOTAL	37	--	37	--	504	--	24	--	16	--	0	--	0	639			

BASE PATCHING CONCRETE SHOES, CONCRETE JOINT AND CRACK CLEANING AND REPAIR, AND SAWING SUMMARY

STATION	TO	STATION	LOCATION	390.0100 REMOVING PAVEMENT FOR BASE PATCHING		390.0405 BASE PATCHING CONCRETE SHOES		SPV.0890.01 CONCRETE JOINT AND CRACK CLEANING AND REPAIR		SPV.0890.02 CONCRETE JOINT AND CHACK PLUNGE MILLING AND PATCHING		416.0610 DRILLED TIE BARS EACH		416.0620 DRILLED DOWEL BARS EACH		690.0150 SAWING ASPHALT		690.0250 SAWING CONCRETE		REMARKS
				CY	CY	LF	LF	LF	LF	EACH	EACH	LF	LF	LF	LF					
229+89	--	--	EB STH 54, RT LANE	1	1	--	--	--	--	--	2	--	--	--	--	--	--	30	BASE PATCHING CONCRETE NON-DOWELED	
231+02	--	--	EB STH 54, LT & RT LANES AND RAMP LANE	--	--	--	--	--	36	--	--	--	--	--	--	--	--	--	--	
231+10	--	--	EB STH 54, LT & RT LANES AND RAMP LANE	--	--	--	36	--	--	--	--	--	--	--	--	--	--	--	--	
231+44	--	--	EB STH 54, LT LANE	--	--	--	12	--	--	--	--	--	--	--	--	--	--	--	--	
231+57	--	--	EB STH 54, LT LANE AND RAMP LANE	--	--	--	24	--	--	--	--	--	--	--	--	--	--	--	--	
231+76	--	--	EB STH 54, LT LANE	--	--	--	12	--	--	--	--	--	--	--	--	--	--	--	--	
231+94	--	--	EB STH 54, LT LANE	--	--	--	12	--	--	--	--	--	--	--	--	--	--	--	--	
232+00	--	--	EB STH 54, RT LANE	3	3	--	--	--	--	--	--	--	--	--	--	--	--	84	BASE PATCHING CONCRETE NON-DOWELED	
232+20	--	--	EB STH 54, LT & RT LANES AND RAMP LANE	--	--	--	36	--	--	--	--	--	--	--	--	--	--	--	--	
232+39	--	--	EB STH 54, RT LANE	--	--	--	12	--	--	--	--	--	--	--	--	--	--	--	--	
232+58	--	--	EB STH 54, LT & RT LANES AND RAMP LANE	4	4	--	--	--	--	--	--	--	--	--	--	--	--	90	BASE PATCHING CONCRETE NON-DOWELED	
232+69	--	--	EB STH 54, LT & RT LANES AND RAMP LANE	--	--	--	39	--	--	--	--	--	--	--	--	--	--	--	--	
232+73	--	--	EB STH 54, LT & RT LANES AND RAMP LANE	--	--	--	39	--	--	--	--	--	--	--	--	--	--	--	--	
134+84	--	--	IH 43 RAMP (N/L)	--	--	--	15	--	--	--	--	--	--	--	--	--	--	--	--	
233+60	--	--	EB STH 54, LT & RT LANES	--	--	--	24	--	--	--	--	--	--	--	--	--	--	--	--	
235+12	--	--	EB STH 54, RT LANE	--	--	--	12	--	--	--	--	--	--	--	--	--	--	--	--	
235+28	--	--	EB STH 54, LT & RT LANES	--	--	--	24	--	--	--	--	--	--	--	--	--	--	--	--	
235+64	--	--	EB STH 54, RT LANE	--	--	--	12	--	--	--	--	--	--	--	--	--	--	--	--	
236+08	--	--	EB STH 54, LT & RT LANES	--	--	--	24	--	--	--	--	--	--	--	--	--	--	--	--	
237+03	--	--	EB STH 54, LT & RT LANES	--	--	--	24	--	--	--	--	--	--	--	--	--	--	--	--	
237+14	--	--	EB STH 54, LT & RT LANES	--	--	--	24	--	--	--	--	--	--	--	--	--	--	--	--	
238+39	--	--	EB STH 54, LT & RT LANES	--	--	--	24	--	--	--	--	--	--	--	--	--	--	--	--	
238+77	--	--	EB STH 54, LT & RT LANES	2	2	--	--	--	--	--	--	--	--	--	--	--	--	57	BASE PATCHING CONCRETE NON-DOWELED	
239+52	--	--	EB STH 54, LT & RT LANES	2	2	--	--	--	--	--	--	--	--	--	--	--	--	57	BASE PATCHING CONCRETE NON-DOWELED	
239+64	--	--	EB STH 54, LT & RT LANES	2	2	--	--	--	--	--	--	--	--	--	--	--	--	57	BASE PATCHING CONCRETE NON-DOWELED	
240+02	--	--	EB STH 54, LT & RT LANES	2	2	--	--	--	--	--	--	--	--	--	--	--	--	57	BASE PATCHING CONCRETE NON-DOWELED	
240+13	--	--	EB STH 54, LT & RT LANES	2	2	--	--	--	--	--	--	--	--	--	--	--	--	57	BASE PATCHING CONCRETE NON-DOWELED	
240+29	--	--	EB STH 54, LT & RT LANES	--	--	--	24	--	--	--	--	--	--	--	--	--	--	--	--	
240+64	--	--	EB STH 54, LT & RT LANES	--	--	--	24	--	--	--	--	--	--	--	--	--	--	--	--	
240+75	--	--	EB STH 54, LT & RT LANES	--	--	--	24	--	--	--	--	--	--	--	--	--	--	--	--	
241+66	--	--	EB STH 54, LT & RT LANES	--	--	--	24	--	--	--	--	--	--	--	--	--	--	--	--	
241+96	--	--	EB STH 54, LT & RT LANES	--	--	--	24	--	--	--	--	--	--	--	--	--	--	--	--	
			EB STH 54, LT & RT LANES	18	18	525	36	2	0	0	0	0	0	0	0	0	0	489		
			SUB-TOTAL																	

3


3

BASE PATCHING CONCRETE SHEETS, CONCRETE JOINT AND CRACK CLEANING AND REPAIR, AND SAWING SUMMARY

STATION	TO	STATION	LOCATION	REMOVING PAVEMENT FOR BASE PATCHING	390.0100	380.0405	SPV.0090.01	SPV.0090.02	416.0610	416.0620	690.0150	690.0250
STATION	TO	STATION	LOCATION	CONCRETE SHEETS	CONCRETE JOINT AND CRACK CLEANING AND REPAIR	CONCRETE JOINT AND CRACK PILING MILLING AND PATCHING	CONCRETE JOINT AND CRACK PILING MILLING AND PATCHING	CONCRETE JOINT AND CRACK PILING MILLING AND PATCHING	DRILLED TIE BARS EACH	DRILLED CONCRETE BARS EACH	SAWING ASPHALT	SAWING CONCRETE
STATION	TO	STATION	LOCATION	CONCRETE SHEETS	CONCRETE JOINT AND CRACK CLEANING AND REPAIR	CONCRETE JOINT AND CRACK PILING MILLING AND PATCHING	CONCRETE JOINT AND CRACK PILING MILLING AND PATCHING	CONCRETE JOINT AND CRACK PILING MILLING AND PATCHING	DRILLED TIE BARS EACH	DRILLED CONCRETE BARS EACH	SAWING ASPHALT	SAWING CONCRETE
242+86	--	--	EB STH 54, RAMP LANE	1	--	--	--	--	--	--	--	30
243+72	--	--	EB STH 54, LT LANE	1	--	--	--	--	--	--	--	30
243+75	--	--	EB STH 54, RAMP LANE	12	--	--	--	--	--	--	--	--
243+85	--	--	EB STH 54, LT & RT LANES	2	--	--	--	--	--	--	--	57
243+96	--	--	EB STH 54, LT & RT LANES	--	24	--	--	--	--	--	--	--
244+03	--	--	EB STH 54, RAMP LANE	--	12	--	--	--	--	--	--	--
244+14	--	--	EB STH 54, LT & RT LANES	2	--	--	--	--	--	--	--	57
244+37	--	--	EB STH 54, RAMP LANE	--	12	--	--	--	--	--	--	--
244+48	--	--	EB STH 54, RAMP LANE	--	12	--	--	--	--	--	--	--
244+64	--	--	EB STH 54, LT & RT LANES AND RAMP LANE	--	36	--	--	--	--	--	--	--
245+05	--	--	EB STH 54, LT & RT LANES AND RAMP LANE	3	--	--	--	--	--	--	--	84
245+16	--	--	EB STH 54, LT & RT LANES AND RAMP LANE	--	36	--	--	--	--	--	--	--
245+27	--	--	EB STH 54, LT & RT LANES AND RAMP LANE	--	36	--	--	--	--	--	--	--
245+43	--	--	EB STH 54, RT LANE	1	--	--	--	--	--	--	--	30
245+64	--	--	EB STH 54, LT & RT LANES AND RAMP LANE	--	36	--	--	--	--	--	--	--
245+77	--	--	EB STH 54, RT LANE	--	12	--	--	--	--	--	--	--
245+88	--	--	EB STH 54, LT & RT LANES AND RAMP LANE	--	36	--	--	--	--	--	--	--
246+05	--	246+23	EB STH 54, RT LANE	6	--	--	--	--	5	16	--	58
246+37	--	--	EB STH 54, RT LANE	1	--	--	--	--	--	--	--	30
246+53	--	--	EB STH 54, RT LANE	--	12	--	--	--	--	--	--	--
246+68	--	--	EB STH 54, LT & RT LANES AND RAMP LANE	--	36	--	--	--	--	--	--	--
246+86	--	--	EB STH 54, LT & RT LANES AND RAMP LANE	--	36	--	--	--	--	--	--	--
247+11	--	--	EB STH 54, LT & RT LANES AND RAMP LANE	--	36	--	--	--	--	--	--	--
247+47	--	--	EB STH 54, LT & RT LANES AND RAMP LANE	--	36	--	--	--	--	--	--	--
247+59	--	--	EB STH 54, LT & RT LANES AND RAMP LANE	3	--	--	--	--	--	--	--	84
247+73	--	--	EB STH 54, LT & RT LANES AND RAMP LANE	--	36	--	--	--	--	--	--	--
248+11	--	--	EB STH 54, RT LANE	--	12	--	--	--	--	--	--	--
248+24	--	--	EB STH 54, LT & RT LANES AND RAMP LANE	3	--	--	--	--	--	--	--	84
248+35	--	--	EB STH 54, LT LANE AND RAMP LANE	--	24	--	--	--	--	--	--	--
248+66	--	--	EB STH 54, LT LANE AND RAMP LANE	--	24	--	--	--	--	--	--	--
248+78	--	--	EB STH 54, LT & RT LANES AND RAMP LANE	--	36	--	--	--	--	--	--	--
248+90	--	--	EB STH 54, RAMP LANE	--	12	--	--	--	--	--	--	--
SUB-TOTAL				23	564	0	0	0	5	16	0	544

BASE PATCHING CONCRETE SHEETS, CONCRETE JOINT AND CRACK CLEANING AND REPAIR, AND SAWING SUMMARY

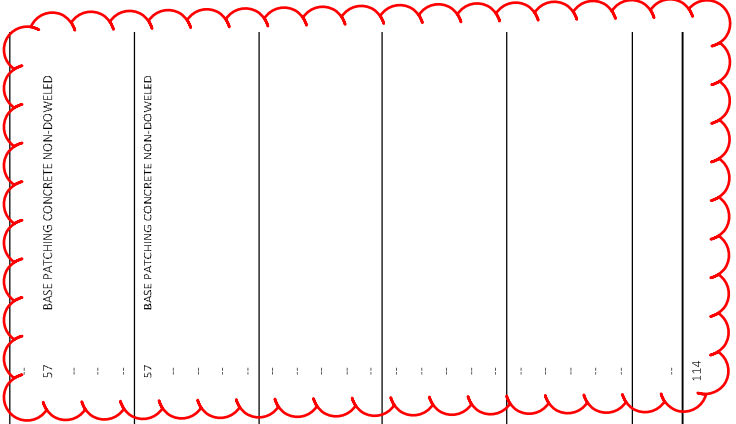
STATION	TO	STATION	LOCATION	390.0100 REMOVING PAVEMENT FOR BASE PATCHING	390.0405 BASE PATCHING CONCRETE SHEETS	SPV.0090.01 CONCRETE JOINT AND CRACK CLEANING AND REPAIR	SPV.0090.02 CONCRETE JOINT AND CRACK PLUNGE MILLING AND PATCHING	4116.0610 DRILLED TIE BARS	4116.0620 DRILLED DOWEL BARS	690.0150 SAWING ASPHALT	690.0250 SAWING CONCRETE	REMARKS
				CV	CV	LF	LF	EACH	EACH	LF	LF	
249+10	--	--	EB STH 54, RAMP LANE	--	--	12	--	--	--	--	--	
249+42	--	--	EB STH 54, LT & RT LANES AND RAMP LANE	--	--	36	--	--	--	--	--	
249+57	--	--	EB STH 54, LT & RT LANES AND RAMP LANE	--	--	36	--	--	--	--	--	
250+20	--	--	EB STH 54, LT & RT LANES AND RAMP LANE	--	--	36	--	--	--	--	--	
250+54	--	--	EB STH 54, LT & RT LANES AND RAMP LANE	--	--	36	--	--	--	--	--	
250+66	--	--	EB STH 54, LT & RT LANES AND RAMP LANE	--	--	36	--	--	--	--	--	
250+80	--	--	EB STH 54, LT & RT LANES AND RAMP LANE	--	--	36	--	--	--	--	--	
251+00	--	--	EB STH 54, LT & RT LANES AND RAMP LANE	--	--	36	--	--	--	--	--	
251+18	--	--	EB STH 54, LT & RT LANES AND RAMP LANE	--	--	36	--	--	--	--	--	
251+31	--	--	EB STH 54, LT & RT LANES AND RAMP LANE	--	--	36	--	--	--	--	--	
251+48	--	--	EB STH 54, LT & RT LANES AND RAMP LANE	--	--	36	--	--	--	--	--	
251+81	--	--	EB STH 54, LT & RT LANES AND RAMP LANE	--	--	36	--	--	--	--	--	
251+93	--	--	EB STH 54, LT & RT LANES AND RAMP LANE	--	--	36	--	--	--	--	--	
252+02	--	--	EB STH 54, LT LANE	--	--	12	--	--	--	--	--	
252+30	--	--	EB STH 54, RT LANE AND RAMP LANE	--	--	24	--	--	--	--	--	
252+44	--	--	EB STH 54, RAMP LANE	1	--	12	--	--	--	--	--	
252+49	--	--	EB STH 54, LT & RT LANES	--	--	24	--	--	--	--	--	
252+59	--	--	EB STH 54, LT & RT LANES	--	--	24	--	--	--	--	--	
252+69	--	--	EB STH 54, LT & RT LANES	2	--	--	--	--	--	--	57	BASE PATCHING CONCRETE NON-DOWELED
252+87	--	--	EB STH 54, RT LANE	1	--	--	2	--	--	--	30	BASE PATCHING CONCRETE NON-DOWELED
252+92	--	--	EB STH 54, RAMP LANE	--	--	12	--	--	--	--	--	
252+98	--	--	EB STH 54, LT & RT LANES	--	--	24	--	--	--	--	--	
253+04	--	--	EB STH 54, RAMP LANE	1	--	--	2	--	--	--	30	BASE PATCHING CONCRETE NON-DOWELED
253+17	--	--	EB STH 54, LT & RT LANES	2	--	--	--	--	--	--	57	BASE PATCHING CONCRETE NON-DOWELED
253+42	--	--	EB STH 54, RT LANE	--	--	12	--	--	--	--	--	
253+61	--	--	EB STH 54, LT & RT LANES	--	--	24	--	--	--	--	--	
253+73	--	--	EB STH 54, LT & RT LANES	--	--	24	--	--	--	--	--	
254+04	--	--	EB STH 54, RAMP LANE	--	--	12	--	--	--	--	--	
254+12	--	--	EB STH 54, LT & RT LANES	--	--	24	--	--	--	--	--	
254+20	--	--	EB STH 54, RAMP LANE	--	--	12	--	--	--	--	--	
254+32	--	--	EB STH 54, LT LANE	--	--	12	--	--	--	--	--	
254+53	--	--	EB STH 54, LT LANE	--	--	12	--	--	--	--	--	
SUB-TOTAL				6	6	708	0	4	0	0	174	



Addendum No. 03
 ID 1480-27-71
 Revised Sheet 89
 December 7, 2023

BASE PATCHING CONCRETE SHOES, CONCRETE JOINT AND CRACK CLEANING AND REPAIR, AND SAWING SUMMARY

STATION	TO STATION	LOCATION	CY	390.0405	SPV.0090.01	SPV.0090.02	416.0610	416.0620	690.0150	690.0250	REMARKS
STATION	TO STATION	LOCATION	REMOVING PAVEMENT FOR BASE PATCHING	BASE PATCHING CONCRETE SHOES	CONCRETE JOINT AND CRACK CLEANING AND REPAIR	CONCRETE JOINT AND CRACK FILLING MILLING AND PATCHING	DRILLED TIE BARS	DRILLED DOWEL BARS	SAWING ASPHALT	SAWING CONCRETE	
254+68	--	EB STH 54, LT & RT LANES	--	--	24	--	--	--	--	--	
254+97	--	EB STH 54, LT LANE	--	--	12	--	--	--	--	--	
255+06	--	EB STH 54, RAMP LANE	--	--	3	--	--	--	--	--	
255+25	--	EB STH 54, RAMP LANE	9	9	--	--	50	--	--	--	
255+34	--	EB STH 54, LT & RT LANES	--	--	24	--	--	--	--	--	
255+56	--	EB STH 54, LT LANE	--	--	12	--	--	--	--	--	
255+64	--	EB STH 54, LT & RT LANES	2	2	--	--	--	--	--	--	
255+73	--	EB STH 54, LT LANE	--	--	12	--	--	--	--	--	
255+95	--	EB STH 54, LT & RT LANES	--	--	24	--	--	--	--	--	
256+14	--	EB STH 54, LT & RT LANES	--	--	24	--	--	--	--	--	
256+28	--	EB STH 54, LT & RT LANES	2	2	--	--	--	--	--	--	
256+77	--	EB STH 54, LT LANE	--	--	12	--	--	--	--	--	
256+84	--	EB STH 54, LT & RT LANES	--	--	24	--	--	--	--	--	
257+11	--	EB STH 54, LT & RT LANES	--	--	24	--	--	--	--	--	
257+47	--	EB STH 54, LT LANE	--	--	12	--	--	--	--	--	
257+78	--	EB STH 54, LT LANE	--	--	12	--	--	--	--	--	
258+04	--	EB STH 54, LT & RT LANES	--	--	24	--	--	--	--	--	
258+50	--	EB STH 54, LT & RT LANES	--	--	24	--	--	--	--	--	
258+62	--	EB STH 54, LT & RT LANES	--	--	24	--	--	--	--	--	
259+13	--	EB STH 54, LT & RT LANES	--	--	24	--	--	--	--	--	
259+51	--	EB STH 54, LT & RT LANES	--	--	24	--	--	--	--	--	
259+99	--	EB STH 54, LT & RT LANES	--	--	24	--	--	--	--	--	
260+54	--	EB STH 54, LT & RT LANES	--	--	24	--	--	--	--	--	
260+69	--	EB STH 54, LT & RT LANES	--	--	24	--	--	--	--	--	
261+08	--	EB STH 54, LT LANE	--	--	12	--	--	--	--	--	
261+28	--	EB STH 54, LT LANE	--	--	12	--	--	--	--	--	
261+42	--	EB STH 54, LT & RT LANES	--	--	24	--	--	--	--	--	
261+61	--	EB STH 54, LT LANE	--	--	12	--	--	--	--	--	
261+73	--	EB STH 54, LT LANE	--	--	12	--	--	--	--	--	
262+07	--	EB STH 54, LT LANE	--	--	12	--	--	--	--	--	
262+25	--	EB STH 54, LT LANE	--	--	12	--	--	--	--	--	
262+36	--	EB STH 54, LT LANE	--	--	12	--	--	--	--	--	
SUB-TOTAL			13	13	519	0	50	0	0	114	



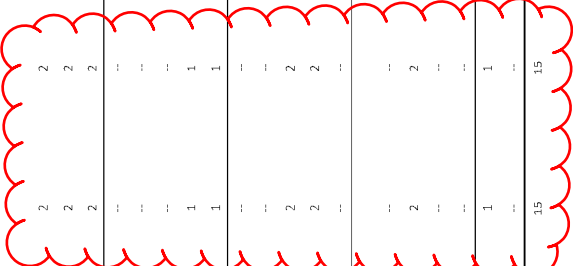
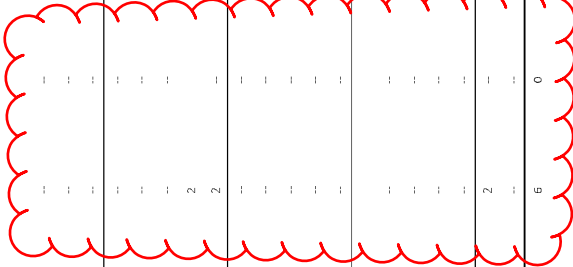
BASE PATCHING CONCRETE NON-DOWELED

BASE PATCHING CONCRETE NON-DOWELED

Addendum No. 03
 ID 1480-27-71
 Revised Sheet 90
 December 7, 2023

BASE PATCHING CONCRETE SHOES, CONCRETE JOINT AND CRACK CLEANING AND REPAIR, AND SAWING SUMMARY

STATION	TO	STATION	LOCATION	390.0100 REMOVING PAVEMENT FOR BASE PATCHING	390.0405 BASE PATCHING CONCRETE SHOES	390.0405 CY	SPV.0090.01 CONCRETE JOINT AND CRACK CLEANING AND REPAIR	SPV.0090.02 CONCRETE JOINT AND CRACK FILLING MILLING AND PATCHING	416.0610 DRILLED TIE BARS	416.0620 DRILLED DOWEL BARS	416.0620 EACH	690.0150 SAWING ASPHALT	690.0250 SAWING CONCRETE	REMARKS
STATION	TO	STATION	LOCATION	IF	IF	IF	IF	IF	IF	IF	IF	IF	IF	
262+86	--	--	EB STH 54, LT LANE	--	--	--	--	--	--	--	--	--	--	
263+13	--	--	EB STH 54, LT & RT LANES	--	--	--	--	--	--	--	--	--	--	
263+28	--	--	EB STH 54, LT & RT LANES	--	--	--	--	--	--	--	--	--	--	
263+47	--	--	EB STH 54, LT & RT LANES	--	--	--	--	--	--	--	--	--	--	
263+59	--	--	EB STH 54, LT & RT LANES	--	--	--	--	--	--	--	--	--	--	
263+71	--	--	EB STH 54, LT LANE	--	--	--	--	--	--	--	--	--	--	
624+11	--	--	EB STH 54, LT & RT LANES	--	--	--	--	--	--	--	--	--	--	
264+30	--	--	EB STH 54, LT LANE	--	--	--	--	--	--	--	--	--	--	
264+67	--	--	EB STH 54, LT LANE	--	--	--	--	--	--	--	--	--	--	
264+78	--	--	EB STH 54, LT LANE	--	--	--	--	--	--	--	--	--	--	
266+09	--	--	EB STH 54, LT & RT LANES	--	--	--	--	--	--	--	--	--	--	
266+64	--	--	EB STH 54, LT LANE	--	--	--	--	--	--	--	--	--	--	
268+43	--	--	EB STH 54, LT & RT LANES	2	2	2	--	--	--	--	--	--	57	BASE PATCHING CONCRETE NON-DOWELED
268+90	--	--	EB STH 54, LT & RT LANES	2	2	2	--	--	--	--	--	--	57	BASE PATCHING CONCRETE NON-DOWELED
269+76	--	--	EB STH 54, LT & RT LANES	2	2	2	--	--	--	--	--	--	57	BASE PATCHING CONCRETE NON-DOWELED
273+77	--	--	EB STH 54, RAMP LANE	--	--	--	--	--	--	--	--	--	--	
273+96	--	--	EB STH 54, RAMP LANE	--	--	--	--	--	--	--	--	--	--	
274+13	--	--	EB STH 54, RAMP LANE	--	--	--	--	--	--	--	--	--	--	
275+00	--	--	EB STH 54, LT LANE	1	1	1	--	--	2	--	--	--	30	BASE PATCHING CONCRETE NON-DOWELED
275+39	--	--	EB STH 54, LT LANE	1	1	1	--	--	2	--	--	--	30	BASE PATCHING CONCRETE NON-DOWELED
275+82	--	--	EB STH 54, LT LANE	--	--	--	--	--	--	--	--	--	--	
276+00	--	--	EB STH 54, LT LANE	--	--	--	--	--	--	--	--	--	--	
276+64	--	--	EB STH 54, LT & RT LANES	2	2	2	--	--	--	--	--	--	57	BASE PATCHING CONCRETE NON-DOWELED
276+76	--	--	EB STH 54, LT & RT LANES	2	2	2	--	--	--	--	--	--	57	BASE PATCHING CONCRETE NON-DOWELED
276+85	--	--	EB STH 54, LT & RT LANES	--	--	--	--	--	--	--	--	--	--	
277+09	--	--	EB STH 54, LT LANE	--	--	--	--	--	--	--	--	--	--	
277+27	--	--	EB STH 54, LT LANE	--	--	--	--	--	--	--	--	--	--	
277+37	--	--	EB STH 54, LT & RT LANES	2	2	2	--	--	--	--	--	--	57	BASE PATCHING CONCRETE NON-DOWELED
277+71	--	--	EB STH 54, LT LANE	--	--	--	--	--	--	--	--	--	--	
278+00	--	--	EB STH 54, LT & RT LANES	--	--	--	--	--	--	--	--	--	--	
278+32	--	--	EB STH 54, LT LANE	1	1	1	--	--	2	--	--	--	30	BASE PATCHING CONCRETE NON-DOWELED
278+50	--	--	EB STH 54, LT & RT LANES	--	--	--	--	--	--	--	--	--	--	
SUB-TOTAL				15	15	15	384	0	6	0	0	0	432	



BASE PATCHING CONCRETE SHES, CONCRETE JOINT AND CRACK CLEANING AND REPAIR, AND SAWING SUMMARY

STATION	TO	STATION	LOCATION	390.0100 PAVEMENT FOR REMOVING BASE PATCHING		390.0405 BASE PATCHING CONCRETE SHES		SPV.0900.01 CONCRETE JOINT AND CRACK CLEANING AND REPAIR		SPV.0900.02 CONCRETE JOINT AND CRACK PLUNGE MILLING AND PATCHING		416.0610 DRILLED TIE BARS		416.0620 DRILLED DOWEL BARS		690.0150 SAWING ASPHALT		690.0250 SAWING CONCRETE		REMARKS
				Q	C	LF	LF	LF	EA	EA	EA	EA	EA	EA	EA	EA	EA	EA	EA	
279+11	--	--	EB STH 54, LT & RT LANES	2		2		--		--		--		--		--		57		
279+24	--	--	EB STH 54, LT LANE	--		--		12		--		--		--		--		--		
279+36	--	--	EB STH 54, LT LANE	--		--		12		--		--		--		--		--		
279+85	--	--	EB STH 54, LT LANE	--		--		12		--		--		--		--		--		
280+36	--	--	EB STH 54, LT & RT LANES	--		--		24		--		--		--		--		--		
280+48	--	--	EB STH 54, LT & RT LANES	2		2		--		--		--		--		--		57		BASE PATCHING CONCRETE NON-DOWELED
280+62	--	--	EB STH 54, LT LANE	--		--		12		--		--		--		--		--		
281+21	--	--	EB STH 54, LT LANE	--		--		12		--		--		--		--		--		
281+74	--	--	EB STH 54, LT LANE	1		1		--		2		--		--		--		30		BASE PATCHING CONCRETE NON-DOWELED
282+18	--	--	EB STH 54, LT LANE	--		--		12		--		--		--		--		--		
282+32	--	--	EB STH 54, LT & RT LANES	--		--		24		--		--		--		--		--		
282+74	--	--	EB STH 54, LT LANE	1		1		--		2		--		--		--		30		BASE PATCHING CONCRETE NON-DOWELED
283+44	--	--	EB STH 54, RT LANE	--		--		12		--		--		--		--		--		
283+59	--	--	EB STH 54, LT LANE	1		1		--		2		--		--		--		30		BASE PATCHING CONCRETE NON-DOWELED
284+50	--	284+78	EB STH 54, LT & RT LANES	17		17		--		3		32		--		--		122		
285+23	--	--	EB STH 54, LT & RT LANES	--		--		24		--		--		--		--		--		
285+38	--	--	EB STH 54, LT & RT LANES	--		--		24		--		--		--		--		--		
285+76	--	--	EB STH 54, LT & RT LANES	--		--		24		--		--		--		--		--		
285+93	--	--	EB STH 54, LT LANE	--		--		12		--		--		--		--		--		
286+02	--	--	EB STH 54, RT LANE	--		--		12		--		--		--		--		--		
286+63	--	--	EB STH 54, RT LANE	1		1		--		2		--		--		--		30		BASE PATCHING CONCRETE NON-DOWELED
286+76	--	--	EB STH 54, LT LANE	--		--		12		--		--		--		--		--		
287+15	--	--	EB STH 54, RT LANE	1		1		--		2		--		--		--		30		BASE PATCHING CONCRETE NON-DOWELED
287+28	--	--	EB STH 54, LT & RT LANES	--		--		24		--		--		--		--		--		
288+38	--	--	EB STH 54, LT & RT LANES	--		--		24		--		--		--		--		--		
288+81	--	--	EB STH 54, RT LANE	--		--		12		--		--		--		--		--		
289+01	--	--	EB STH 54, RT LANE	--		--		12		--		--		--		--		--		
289+14	--	--	EB STH 54, LT LANE	--		--		12		--		--		--		--		--		
289+61	--	--	EB STH 54, LT & RT LANES	2		2		--		--		--		--		--		57		BASE PATCHING CONCRETE NON-DOWELED
289+74	--	--	EB STH 54, LT LANE	--		--		12		--		--		--		--		--		
289+89	--	--	EB STH 54, LT LANE	--		--		12		--		--		--		--		--		
290+04	--	--	EB STH 54, LT LANE	--		--		12		--		--		--		--		--		
SUB-TOTAL				28		28		360		0		1.3		3.2		0		443		

Addendum No. 03
 ID 1480-27-71
 Revised Sheet 92
 December 7, 2023

BASE PATCHING CONCRETE SHOES, CONCRETE JOINT AND CRACK CLEANING AND REPAIR, AND SAWING SUMMARY

STATION	TO	STATION	LOCATION	390.0100 REMOVING PAVEMENT FOR		390.0405 BASE PATCHING CONCRETE SHOES		SPV.0090.01 CONCRETE JOINT AND CRACK CLEANING AND REPAIR		SPV.0090.02 CONCRETE JOINT AND CRACK PLUNGE MILLING AND PATCHING		416.0610 DRILLED DRILL BIT EACH		416.0620 DRILLED DRILL BIT EACH		690.0150 SAWING ASPHALT LF		690.0250 SAWING CONCRETE LF		REMARKS
				CY	LF	CY	LF	LF	LF	EA	EA	EA	EA	EA	EA	EA	EA	EA		
290+21	--	--	EB STH 54, LT LANE	1	--	1	--	--	--	--	--	2	--	--	--	--	--	30	--	BASE PATCHING CONCRETE NON-DOWELED
290+31	--	--	EB STH 54, LT & RT LANES	--	24	--	--	--	--	--	--	--	--	--	--	--	--	--	--	--
290+72	--	--	EB STH 54, LT LANE	--	12	--	--	--	--	--	--	--	--	--	--	--	--	--	--	--
290+95	--	--	EB STH 54, LT LANE	--	12	--	--	--	--	--	--	--	--	--	--	--	--	--	--	--
291+17	--	--	EB STH 54, LT LANE	--	12	--	--	--	--	--	--	--	--	--	--	--	--	--	--	--
291+38	--	--	EB STH 54, RT LANE	--	12	--	--	--	--	--	--	--	--	--	--	--	--	--	--	--
291+56	--	--	EB STH 54, LT LANE	--	12	--	--	--	--	--	--	--	--	--	--	--	--	--	--	--
291+66	--	--	EB STH 54, LT & RT LANES	--	24	--	--	--	--	--	--	--	--	--	--	--	--	--	--	--
292+80	--	--	EB STH 54, LT LANE	--	12	--	--	--	--	--	--	--	--	--	--	--	--	--	--	--
293+05	--	--	EB STH 54, LT & RT LANES	--	12	--	--	--	--	--	--	--	--	--	--	--	--	--	--	--
293+23	--	--	EB STH 54, LT & RT LANES	2	--	2	--	--	--	--	--	--	--	--	--	--	--	57	--	BASE PATCHING CONCRETE NON-DOWELED
293+53	--	--	EB STH 54, LT & RT LANES	--	24	--	--	--	--	--	--	--	--	--	--	--	--	--	--	--
293+65	--	--	EB STH 54, LT LANE	--	12	--	--	--	--	--	--	--	--	--	--	--	--	--	--	--
293+82	--	--	EB STH 54, LT LANE	--	12	--	--	--	--	--	--	--	--	--	--	--	--	--	--	--
294+00	--	--	EB STH 54, LT & RT LANES	--	24	--	--	--	--	--	--	--	--	--	--	--	--	--	--	--
294+19	--	--	EB STH 54, LT & RT LANES	--	24	--	--	--	--	--	--	--	--	--	--	--	--	--	--	--
294+96	--	--	EB STH 54, LT & RT LANES	--	24	--	--	--	--	--	--	--	--	--	--	--	--	--	--	--
295+13	--	--	EB STH 54, RT LANE	--	12	--	--	--	--	--	--	--	--	--	--	--	--	--	--	--
295+23	--	--	EB STH 54, LT LANE	--	12	--	--	--	--	--	--	--	--	--	--	--	--	--	--	--
295+39	--	--	EB STH 54, LT LANE	--	12	--	--	--	--	--	--	--	--	--	--	--	--	--	--	--
295+71	--	--	EB STH 54, RT LANE	--	12	--	--	--	--	--	--	--	--	--	--	--	--	--	--	--
295+84	--	--	EB STH 54, LT & RT LANES	--	24	--	--	--	--	--	--	--	--	--	--	--	--	--	--	--
296+33	--	--	EB STH 54, LT LANE	--	12	--	--	--	--	--	--	--	--	--	--	--	--	--	--	--
296+53	--	--	EB STH 54, LT & RT LANES	--	24	--	--	--	--	--	--	--	--	--	--	--	--	--	--	--
296+72	--	--	EB STH 54, LT & RT LANES	--	24	--	--	--	--	--	--	--	--	--	--	--	--	--	--	--
299+43	--	--	EB STH 54, RT LANE	--	12	--	--	--	--	--	--	--	--	--	--	--	--	--	--	--
299+87	--	--	EB STH 54, RT LANE	--	12	--	--	--	--	--	--	--	--	--	--	--	--	--	--	--
300+94	--	--	EB STH 54, LT & RT LANES	--	24	--	--	--	--	--	--	--	--	--	--	--	--	--	--	--
305+51	--	--	EB STH 54, LT LANE	--	12	--	--	--	--	--	--	--	--	--	--	--	--	--	--	--
311+12	--	--	EB STH 54, LT LANE	--	12	--	--	--	--	--	--	--	--	--	--	--	--	--	--	--
311+86	--	--	EB STH 54, LT LANE	--	12	--	--	--	--	--	--	--	--	--	--	--	--	--	--	--
313+25	--	--	EB STH 54, LT LANE	--	12	--	--	--	--	--	--	--	--	--	--	--	--	--	--	--
SUB-TOTAL				3	480	3	0	0	0	0	0	2	0	0	0	0	0	87	0	

3

3

BASE PATCHING CONCRETE SHES, CONCRETE JOINT AND CRACK CLEANING AND REPAIR, AND SAWING SUMMARY

STATION	TO STATION	LOCATION	390.0100 REMOVING PAVEMENT FOR BASE PATCHING	390.0405 BASE PATCHING CONCRETE SHES	SPV.0090.01 CONCRETE JOINT AND CRACK CLEANING AND REPAIR	SPV.0090.02 CONCRETE JOINT AND CRACK PLUNGE MILLING AND PATCHING	416.0610 DRILLED TIE BARS	416.0620 DRILLED DOWEL BARS	690.0150 SAWING ASPHALT	690.0250 SAWING CONCRETE	REMARKS
			CY	CY	LF	LF	EACH	EACH	LF	LF	
314+13	--	EB STH 54, LT & RT LANES	--	--	24	--	--	--	--	--	
314+60	--	EB STH 54, LT & RT LANES	--	--	24	--	--	--	--	--	
317+74	--	EB STH 54, RT LANE	2	2	--	--	4	16	--	36	
318+47	--	EB STH 54, RT LANE	--	--	12	--	--	--	--	--	
319+61	--	EB STH 54, RT LANE	--	--	12	--	--	--	--	--	
320+53	--	EB STH 54, RT LANE	--	--	12	--	--	--	--	--	
321+25	--	EB STH 54, LT & RT LANES	--	--	24	--	--	--	--	--	
323+46	--	EB STH 54, RT LANE	--	--	12	--	--	--	--	--	
324+40	--	EB STH 54, LT & RT LANES	--	--	24	--	--	--	--	--	
325+86	--	EB STH 54, RT LANE	--	--	12	--	--	--	--	--	
335+74	--	EB STH 54, LT LANE	2	2	--	--	4	16	--	36	
349+64	--	EB STH 54, RT LANE	--	--	12	--	--	--	--	--	
350+13	--	EB STH 54, RT LANE	--	--	12	--	--	--	--	--	
352+15	--	EB STH 54, RT LANE	--	--	12	--	--	--	--	--	
354+32	--	EB STH 54, LT & RT LANES	--	--	24	--	--	--	--	--	
355+44	--	EB STH 54, RT LANE	--	--	12	--	--	--	--	--	
355+64	--	EB STH 54, LT & RT LANES	--	--	24	--	--	--	--	--	
356+00	--	EB STH 54, RT LANE	--	--	12	--	--	--	--	--	
386+11	--	EB STH 54, LT & RT LANES	4	4	--	--	--	32	--	66	
422+13	--	EB STH 54, LT & RT LANES	4	4	--	--	--	32	--	66	
423+64	--	EB STH 54, LT & RT LANES	4	4	--	--	--	32	--	66	
431+54	--	EB STH 54, LT LANE	3	3	--	--	4	16	--	36	
431+99	--	EB STH 54, RT LANE	3	3	--	--	4	16	--	36	
433+47	--	EB STH 54, RT LANE	3	3	--	--	4	16	--	36	
436+36	--	EB STH 54, LT LANE	3	3	--	--	4	16	--	36	
437+81	--	EB STH 54, LT & RT LANES	6	6	--	--	--	32	--	66	
732+46	--	WB STH 54, LT LANE	3	3	--	--	4	16	--	36	
689+54	--	WB STH 54, LT & RT LANES	6	6	--	--	--	16	--	66	
686+54	--	WB STH 54, LT LANE	3	3	--	--	4	16	--	36	
678+55	--	WB STH 54, LT LANE	3	3	--	--	4	16	--	36	
600+63	--	WB STH 54, LT LANE	3	3	--	--	4	16	--	36	
649+60	--	WB STH 54, LT LANE	3	3	--	--	4	16	--	36	
		SUB-TOTAL	55	55	264	0	14	320	0	726	

BASE PATCHING CONCRETE SHES, CONCRETE JOINT AND CRACK CLEANING AND REPAIR, AND SAWING SUMMARY

STATION	TO	STATION	LOCATION	390.0100 REMOVING PAVEMENT FOR BASE PATCHING		390.0405 BASE PATCHING CONCRETE SHES		SPV.0900.01 CONCRETE JOINT AND CRACK CLEANING AND REPAIR		SPV.0900.02 CONCRETE JOINT AND CRACK PLUNGE MILLING AND PATCHING		416.0610 DRILLED TIE BARS EACH		416.0620 DRILLED DOWEL BARS EACH		690.0150 SAWING ASPHALT		690.0250 SAWING CONCRETE		REMARKS
				CY	CY	LF	CY	LF	LF	LF	LF	LF	LF	LF	LF	LF	LF	LF	LF	
612+37	--	--	WB STH 54, LT LANE	3	3	--	--	--	--	--	--	4	16	--	--	--	--	--	36	BASE PATCHING CONCRETE NON-DOWELED
597+96	--	598+13	WB STH 54, RT LANE	6	6	--	--	--	--	--	--	5	16	--	--	--	--	--	58	BASE PATCHING CONCRETE NON-DOWELED
597+34	--	597+76	WB STH 54, RT LANE	16	16	--	--	--	--	--	--	12	16	--	--	--	--	--	110	BASE PATCHING CONCRETE NON-DOWELED
594+58	--	--	WB STH 54, RT LANE	1	1	--	--	--	--	--	--	2	--	--	--	--	--	--	30	BASE PATCHING CONCRETE NON-DOWELED
594+41	--	--	WB STH 54, RT LANE	1	1	--	--	--	--	--	--	2	--	--	--	--	--	--	30	BASE PATCHING CONCRETE NON-DOWELED
588+20	--	--	WB STH 54, RAMP LANE	--	--	12	--	--	--	--	--	--	--	--	--	--	--	--	--	--
588+10	--	--	WB STH 54, RAMP LANE	--	--	12	--	--	--	--	--	--	--	--	--	--	--	--	--	--
587+95	--	--	WB STH 54, RAMP LANE	--	--	12	--	--	--	--	--	--	--	--	--	--	--	--	--	--
587+76	--	--	WB STH 54, RAMP LANE	--	--	12	--	--	--	--	--	--	--	--	--	--	--	--	--	--
587+60	--	--	WB STH 54, RAMP LANE	--	--	12	--	--	--	--	--	--	--	--	--	--	--	--	--	--
587+49	--	--	WB STH 54, RAMP LANE	--	--	12	--	--	--	--	--	--	--	--	--	--	--	--	--	--
587+34	--	--	WB STH 54, RAMP LANE	--	--	12	--	--	--	--	--	--	--	--	--	--	--	--	--	--
587+16	--	--	WB STH 54, RAMP LANE	--	--	12	--	--	--	--	--	--	--	--	--	--	--	--	--	--
586+95	--	--	WB STH 54, RAMP LANE	1	1	--	--	--	--	--	--	2	--	--	--	--	--	--	30	BASE PATCHING CONCRETE NON-DOWELED
586+87	--	--	WB STH 54, RAMP LANE	1	1	--	--	--	--	--	--	2	--	--	--	--	--	--	30	BASE PATCHING CONCRETE NON-DOWELED
586+71	--	--	WB STH 54, RAMP LANE	--	--	12	--	--	--	--	--	--	--	--	--	--	--	--	--	--
586+55	--	--	WB STH 54, RAMP LANE	--	--	12	--	--	--	--	--	--	--	--	--	--	--	--	--	--
586+21	--	586+33	WB STH 54, RAMP LANE	5	5	--	--	--	--	--	--	3	16	--	--	--	--	--	48	BASE PATCHING CONCRETE NON-DOWELED
586+10	--	--	WB STH 54, RAMP LANE	1	1	--	--	--	--	--	--	2	--	--	--	--	--	--	30	BASE PATCHING CONCRETE NON-DOWELED
585+91	--	--	WB STH 54, RAMP LANE	--	--	12	--	--	--	--	--	--	--	--	--	--	--	--	--	--
585+73	--	--	WB STH 54, RAMP LANE	1	1	--	--	--	--	--	--	2	--	--	--	--	--	--	30	BASE PATCHING CONCRETE NON-DOWELED
585+21	--	586+33	WB STH 54, RT LANE AND RAMP LANE	23	23	--	--	--	--	--	--	9	32	--	--	--	--	--	141	BASE PATCHING CONCRETE NON-DOWELED
585+16	--	--	WB STH 54, RAMP LANE	--	--	12	--	--	--	--	--	--	--	--	--	--	--	--	--	--
585+00	--	--	WB STH 54, RAMP LANE	--	--	12	--	--	--	--	--	--	--	--	--	--	--	--	--	--
584+90	--	--	WB STH 54, RAMP LANE	--	--	12	--	--	--	--	--	--	--	--	--	--	--	--	--	--
584+68	--	--	WB STH 54, RAMP LANE	--	--	12	--	--	--	--	--	--	--	--	--	--	--	--	--	--
584+50	--	--	WB STH 54, RAMP LANE	--	--	12	--	--	--	--	--	--	--	--	--	--	--	--	--	--
584+37	--	--	WB STH 54, RAMP LANE	1	1	--	--	--	--	--	--	2	--	--	--	--	--	--	30	BASE PATCHING CONCRETE NON-DOWELED
584+25	--	--	WB STH 54, RAMP LANE	--	--	12	--	--	--	--	--	--	--	--	--	--	--	--	--	--
584+08	--	--	WB STH 54, RAMP LANE	--	--	12	--	--	--	--	--	--	--	--	--	--	--	--	--	--
583+90	--	--	WB STH 54, RAMP LANE	1	1	--	--	--	--	--	--	2	--	--	--	--	--	--	30	BASE PATCHING CONCRETE NON-DOWELED
578+32	--	--	WB STH 54, LT & RT LANES	61	61	228	--	--	--	0	--	49	96	0	--	--	--	--	633	BASE PATCHING CONCRETE NON-DOWELED
SUB-TOTAL				61	61	228	0	0	49	96	0	49	96	0	0	0	0	633		

Addendum No. 03
 ID 1480-27-71
 Revised Sheet 95
 December 7, 2023

BASE PATCHING CONCRETE SHOES, CONCRETE JOINT AND CRACK CLEANING AND REPAIR, AND SAWING SUMMARY

STATION	TO	STATION	LOCATION	390.0100 REMOVING PAVEMENT FOR BASE PATCHING	390.0405 BASE PATCHING CONCRETE SHOES	SPV.0090.01 CONCRETE JOINT AND CRACK CLEANING AND REPAIR	SPV.0090.02 CONCRETE JOINT AND CRACK FILLING MILLING AND PATCHING	416.0610 DRILLED TIE BARS	416.0620 DRILLED DOWEL BARS	690.0150 SAWING ASPHALT	690.0250 SAWING CONCRETE	REMARKS
				CV	CV	LF	LF	EA	EA	LF	LF	
578+17	--	--	WB STH 54, LT LANE	--	--	12	--	--	--	--	--	
577+97	--	--	WB STH 54, LT LANE	--	--	12	--	--	--	--	--	
577+81	--	--	WB STH 54, RT LANE	--	--	12	--	--	--	--	--	
577+69	--	--	WB STH 54, LT & RT LANES	2	2	--	--	--	--	--	57	BASE PATCHING CONCRETE NON-DOWELED
577+55	--	--	WB STH 54, LT & RT LANES	2	2	--	--	--	--	--	57	BASE PATCHING CONCRETE NON-DOWELED
577+37	--	--	WB STH 54, LT LANE	--	--	12	--	--	--	--	--	
577+18	--	--	WB STH 54, LT LANE	1	1	--	--	2	--	--	30	BASE PATCHING CONCRETE NON-DOWELED
577+09	--	--	WB STH 54, LT & RT LANES	2	2	--	--	--	--	--	57	BASE PATCHING CONCRETE NON-DOWELED
576+98	--	--	WB STH 54, LT LANE	--	--	12	--	--	--	--	--	
576+78	--	--	WB STH 54, LT & RT LANES	2	2	--	--	--	--	--	57	
576+60	--	--	WB STH 54, LT & RT LANES	2	2	--	--	--	--	--	57	
576+49	--	--	WB STH 54, LT LANE	--	--	12	--	--	--	--	--	
576+36	--	--	WB STH 54, LT & RT LANES	2	2	--	--	--	--	--	57	BASE PATCHING CONCRETE NON-DOWELED
576+18	--	--	WB STH 54, LT LANE	--	--	12	--	--	--	--	--	
575+99	--	--	WB STH 54, LT LANE	--	--	12	--	--	--	--	--	
575+86	--	--	WB STH 54, LT & RT LANES	2	2	--	--	--	--	--	57	BASE PATCHING CONCRETE NON-DOWELED
574+56	--	--	WB STH 54, LT & RT LANES	2	2	--	--	--	--	--	57	BASE PATCHING CONCRETE NON-DOWELED
570+27	--	--	WB STH 54, LT & RT LANES	--	--	24	--	--	--	--	--	
570+07	--	--	WB STH 54, LT & RT LANES	2	2	--	--	--	--	--	57	BASE PATCHING CONCRETE NON-DOWELED
569+96	--	--	WB STH 54, LT & RT LANES	--	--	24	--	--	--	--	--	
569+83	--	--	WB STH 54, LT LANE	--	--	12	--	--	--	--	--	
569+63	--	--	WB STH 54, LT LANE	--	--	12	--	--	--	--	--	
569+47	--	--	WB STH 54, LT LANE	--	--	12	--	--	--	--	--	
569+36	--	--	WB STH 54, LT LANE	--	--	12	--	--	--	--	--	
568+74	--	--	WB STH 54, LT LANE	--	--	12	--	--	--	--	--	
568+61	--	--	WB STH 54, LT LANE	1	1	--	--	2	--	--	30	BASE PATCHING CONCRETE NON-DOWELED
568+42	--	--	WB STH 54, LT & RT LANES	--	--	24	--	--	--	--	--	
568+23	--	--	WB STH 54, LT & RT LANES	2	2	--	--	--	--	--	57	BASE PATCHING CONCRETE NON-DOWELED
568+11	--	--	WB STH 54, LT & RT LANES	--	--	24	--	--	--	--	--	
567+97	--	--	WB STH 54, LT & RT LANES	--	--	24	--	--	--	--	--	
567+79	--	--	WB STH 54, LT LANE	--	--	12	--	--	--	--	--	
567+60	--	--	WB STH 54, LT & RT LANES	--	--	24	--	--	--	--	--	
SUB-TOTAL				22	22	300	12	4	0	0	630	

Addendum No. 03
 ID 1480-27-71
 Revised Sheet 96
 December 7, 2023

BASE PATCHING CONCRETE SHES, CONCRETE JOINT AND CRACK CLEANING AND REPAIR, AND SAWING SUMMARY

STATION	TO	STATION	LOCATION	390.0100 REMOVING PAVEMENT FOR BASE PATCHING	390.0405 BASE PATCHING CONCRETE SHES	SPV.0090.01 CONCRETE JOINT AND CRACK CLEANING AND REPAIR	SPV.0090.02 CONCRETE JOINT AND CRACK FILLING MILLING AND PATCHING	416.0610 DRILLED TIE BARS	416.0620 DRILLED DOWEL BARS	690.0150 SAWING ASPHALT	690.0250 SAWING CONCRETE	REMARKS
567+34	--	--	WB STH 54, RT LANE	1	1	12	--	2	--	--	30	BASE PATCHING CONCRETE NON-DOWELED
567+09	--	--	WB STH 54, LT LANE	--	--	--	--	--	--	--	--	--
566+92	--	--	WB STH 54, LT & RT LANES	--	--	24	--	--	--	--	--	--
566+78	--	--	WB STH 54, LT & RT LANES	--	--	24	--	--	--	--	--	--
566+69	--	--	WB STH 54, LT LANE	--	--	12	--	--	--	--	--	--
566+31	--	--	WB STH 54, LT LANE	--	--	12	--	--	--	--	--	--
566+19	--	--	WB STH 54, LT LANE	--	--	12	--	--	--	--	--	--
566+09	--	--	WB STH 54, LT LANE	--	--	12	--	--	--	--	--	--
565+70	--	--	WB STH 54, LT LANE	--	--	12	--	--	--	--	--	--
565+66	--	--	WB STH 54, LT LANE	--	--	12	--	--	--	--	--	--
565+31	--	--	WB STH 54, LT & RT LANES	--	--	24	--	--	--	--	--	--
565+03	--	--	WB STH 54, LT & RT LANES	--	--	24	--	--	--	--	--	--
564+89	--	--	WB STH 54, LT LANE	--	--	12	--	--	--	--	--	--
564+71	--	--	WB STH 54, LT & RT LANES	--	--	24	--	--	--	--	--	--
564+52	--	--	WB STH 54, LT LANE	--	--	12	--	--	--	--	--	--
564+40	--	--	WB STH 54, LT LANE	--	--	12	--	--	--	--	--	--
563+80	--	--	WB STH 54, LT LANE	1	1	--	--	2	--	--	30	BASE PATCHING CONCRETE NON-DOWELED
563+69	--	--	WB STH 54, LT LANE	--	--	12	--	--	--	--	--	--
563+16	--	--	WB STH 54, LT LANE	--	--	12	12	--	--	--	--	--
563+05	--	--	WB STH 54, LT & RT LANES	--	--	24	--	--	--	--	--	--
562+84	--	--	WB STH 54, LT LANE	--	--	12	--	--	--	--	--	--
562+71	--	--	WB STH 54, LT & RT LANES	--	--	24	--	--	--	--	--	--
562+58	--	--	WB STH 54, LT & RT LANES	2	2	--	--	--	--	--	57	BASE PATCHING CONCRETE NON-DOWELED
562+42	--	--	WB STH 54, LT & RT LANES	--	--	24	--	--	--	--	--	--
562+24	--	--	WB STH 54, LT LANE	--	--	--	12	--	--	--	--	--
562+05	--	--	WB STH 54, LT & RT LANES	--	--	24	--	--	--	--	--	--
562+01	--	--	WB STH 54, RAMP LANE	--	--	12	--	--	--	--	--	--
561+93	--	--	WB STH 54, LT & RT LANES	--	--	24	--	--	--	--	--	--
561+87	--	--	WB STH 54, RAMP LANE	--	--	12	--	--	--	--	--	--
561+82	--	--	WB STH 54, LT & RT LANES	--	--	24	--	--	--	--	--	--
561+76	--	--	WB STH 54, RAMP LANE	--	--	12	--	--	--	--	--	--
561+63	--	--	WB STH 54, LT LANE	--	--	12	--	--	--	--	--	--
SUB-TOTAL				4	4	456	24	4	0	0	117	

Addendum No. 03
 ID 1480-27-71
 Revised Sheet 97
 December 7, 2023

BASE PATCHING CONCRETE SHOES, CONCRETE JOINT AND CRACK CLEANING AND REPAIR, AND SAWING SUMMARY

STATION	TO	STATION	LOCATION	390.0100 REMOVING PAVEMENT FOR BASE PATCHING		390.0405 BASE PATCHING CONCRETE SHOES		SPV.0090.01 CONCRETE JOINT AND CRACK CLEANING AND REPAIR		SPV.0090.02 CONCRETE JOINT AND CRACK PLUNGE MILLING AND PATCHING		416.0610 DRILLED TIE BARS		416.0620 DRILLED DOWEL BARS		690.0150 SAWING ASPHALT		690.0250 SAWING CONCRETE		REMARKS
				CY	LF	CY	LF	LF	LF	EACH	EACH	LF	LF	LF	LF	LF	LF			
561+55	--	--	WB STH 54, RAMP LANE	--	12	--	--	--	--	--	--	--	--	--	--	--	--	--	--	
561+43	--	--	WB STH 54, LT & RT LANES	--	24	--	--	--	--	--	--	--	--	--	--	--	--	--	--	
561+34	--	--	WB STH 54, RAMP LANE	--	12	--	--	--	--	--	--	--	--	--	--	--	--	--	--	
561+33	--	--	WB STH 54, LT & RT LANES	--	24	--	--	--	--	--	--	--	--	--	--	--	--	--	--	
561+29	--	--	WB STH 54, RAMP LANE	--	12	--	--	--	--	--	--	--	--	--	--	--	--	--	--	
561+20	--	--	WB STH 54, LT & RT LANES	--	24	--	--	--	--	--	--	--	--	--	--	--	--	--	--	
561+11	--	--	WB STH 54, RAMP LANE	1	--	1	--	--	--	--	--	2	--	--	--	--	--	--	30	BASE PATCHING CONCRETE NON-DOWELED
561+02	--	--	WB STH 54, LT & RT LANES	--	24	--	--	--	--	--	--	3	16	--	--	--	--	--	--	
560+91	--	--	WB STH 54, RAMP LANE	1	--	1	--	--	--	--	--	2	--	--	--	--	--	--	30	BASE PATCHING CONCRETE NON-DOWELED
560+88	--	--	WB STH 54, LT & RT LANES	2	--	2	--	--	--	--	--	--	--	--	--	--	--	--	57	BASE PATCHING CONCRETE NON-DOWELED
560+74	--	--	WB STH 54, LT & RT LANES	--	24	--	--	--	--	--	--	--	--	--	--	--	--	--	--	
560+58	--	--	WB STH 54, LT & RT LANES	--	24	--	--	--	--	--	--	--	--	--	--	--	--	--	--	
560+58	--	560+70	WB STH 54, RAMP LANE	4	--	4	--	--	--	--	--	3	16	--	--	--	--	--	48	
560+46	--	--	WB STH 54, RAMP LANE	--	12	--	--	--	--	--	--	--	--	--	--	--	--	--	--	
560+42	--	--	WB STH 54, LT & RT LANES	--	24	--	--	--	--	--	--	--	--	--	--	--	--	--	--	
560+35	--	--	WB STH 54, RAMP LANE	--	12	--	--	--	--	--	--	--	--	--	--	--	--	--	--	
560+24	--	--	WB STH 54, RAMP LANE	1	--	1	--	--	--	--	--	2	--	--	--	--	--	--	30	BASE PATCHING CONCRETE NON-DOWELED
560+17	--	--	WB STH 54, LT & RT LANES	2	--	2	--	--	--	--	--	--	--	--	--	--	--	--	57	BASE PATCHING CONCRETE NON-DOWELED
560+12	--	--	WB STH 54, RAMP LANE	--	12	--	--	--	--	--	--	--	--	--	--	--	--	--	--	
560+09	--	--	WB STH 54, LT & RT LANES	--	24	--	--	--	--	--	--	--	--	--	--	--	--	--	--	
560+03	--	--	WB STH 54, RAMP LANE	--	12	--	--	--	--	--	--	--	--	--	--	--	--	--	--	
559+93	--	--	WB STH 54, LT & RT LANES	--	24	--	--	--	--	--	--	--	--	--	--	--	--	--	--	
559+78	--	--	WB STH 54, LT & RT LANES	2	--	2	--	--	--	--	--	--	--	--	--	--	--	--	57	BASE PATCHING CONCRETE NON-DOWELED
559+65	--	--	WB STH 54, RAMP LANE	1	--	1	--	--	--	--	--	2	--	--	--	--	--	--	30	BASE PATCHING CONCRETE NON-DOWELED
559+61	--	--	WB STH 54, LT & RT LANES	--	24	--	--	--	--	--	--	--	--	--	--	--	--	--	--	
559+49	--	--	WB STH 54, LT & RT LANES	--	24	--	--	--	--	--	--	--	--	--	--	--	--	--	--	
559+48	--	--	WB STH 54, RAMP LANE	1	--	1	--	--	--	--	--	2	--	--	--	--	--	--	30	BASE PATCHING CONCRETE NON-DOWELED
559+38	--	--	WB STH 54, RAMP LANE	1	--	1	--	--	--	--	--	2	--	--	--	--	--	--	30	BASE PATCHING CONCRETE NON-DOWELED
559+36	--	--	WB STH 54, LT & RT LANES AND RAMP LANE	--	36	--	--	--	--	--	--	--	--	--	--	--	--	--	--	
559+22	--	--	WB STH 54, RAMP LANE	1	--	1	--	--	--	--	--	0	--	--	--	--	--	--	30	BASE PATCHING CONCRETE NON-DOWELED
558+99	--	559+13	WB STH 54, LT LANE	5	--	5	--	--	--	--	--	3	16	--	--	--	--	--	52	
558+88	--	--	WB STH 54, RAMP LANE	1	--	1	--	--	--	--	--	2	--	--	--	--	--	--	30	BASE PATCHING CONCRETE NON-DOWELED
			SUB-TOTAL	23		23		384		0		20	32		0			511		

Addendum No. 03
 ID 1480-27-71
 Revised Sheet 98
 December 7, 2023

BASE PATCHING CONCRETE SHES, CONCRETE JOINT AND CRACK CLEANING AND REPAIR, AND SAWING SUMMARY

STATION	TO	STATION	LOCATION	390.0100 REMOVING PAVEMENT FOR BASE PATCHING	390.0405 BASE PATCHING CONCRETE SHES	SPV.0096.01 CONCRETE JOINT AND CRACK CLEANING AND REPAIR	SPV.0090.02 CONCRETE JOINT AND CRACK PLUNGE MILLING AND PATCHING	416.0610 DRILLED TIE BARS	416.0620 DRILLED DOWEL BARS	690.0150 SAWING ASPHALT	690.0250 SAWING CONCRETE	REMARKS
				CY	CV	LF	LF	EA	EA	LF	LF	
558+84	--	--	WB STH 54, RAMP LANE	1	1	--	--	2	--	--	30	BASE PATCHING CONCRETE NON-DOWELED
558+73	--	--	WB STH 54, LT & RT LANES	--	--	24	--	--	--	--	--	
558+65	--	--	WB STH 54, RAMP LANE	1	1	--	--	2	--	--	30	BASE PATCHING CONCRETE NON-DOWELED
558+56	--	--	WB STH 54, LT & RT LANES	--	--	24	--	--	--	--	--	
558+43	--	--	WB STH 54, RAMP LANE	1	1	--	--	2	--	--	30	BASE PATCHING CONCRETE NON-DOWELED
558+36	--	--	WB STH 54, LT & RT LANES	--	--	24	--	--	--	--	--	
558+33	--	--	WB STH 54, RAMP LANE	1	1	--	--	2	--	--	30	BASE PATCHING CONCRETE NON-DOWELED
558+24	--	--	WB STH 54, LT & RT LANES	--	--	24	--	--	--	--	--	
558+10	--	--	WB STH 54, LT LANE	--	--	12	--	--	--	--	--	
558+01	--	--	WB STH 54, RAMP LANE	1	1	--	--	2	--	--	30	BASE PATCHING CONCRETE NON-DOWELED
557+91	--	--	WB STH 54, LT LANE	--	--	12	--	--	--	--	--	
557+80	--	--	WB STH 54, RAMP LANE	--	--	12	--	--	--	--	--	
557+68	--	--	WB STH 54, RAMP LANE	--	--	12	--	--	--	--	--	
557+62	--	--	WB STH 54, LT LANE	--	--	12	--	--	--	--	--	
557+59	--	--	WB STH 54, RAMP LANE	1	1	--	--	2	--	--	30	BASE PATCHING CONCRETE NON-DOWELED
557+52	--	--	WB STH 54, RAMP LANE	1	1	--	--	2	--	--	30	BASE PATCHING CONCRETE NON-DOWELED
557+50	--	--	WB STH 54, LT & RT LANES	--	--	24	--	--	--	--	--	
557+32	--	--	WB STH 54, LT & RT LANES	--	--	24	--	--	--	--	--	
557+26	--	--	WB STH 54, RAMP LANE	--	--	12	--	--	--	--	--	
557+13	--	--	WB STH 54, LT & RT LANES AND RAMP LANE	--	--	36	--	--	--	--	--	
557+12	--	--	WB STH 54, LT & RT LANES	--	--	24	--	--	--	--	--	
556+93	--	--	WB STH 54, RAMP LANE	1	1	--	--	2	--	--	30	BASE PATCHING CONCRETE NON-DOWELED
556+89	--	--	WB STH 54, LT & RT LANES	--	--	24	--	--	--	--	--	
556+76	--	--	WB STH 54, RAMP LANE	--	--	12	--	--	--	--	--	
556+71	--	--	WB STH 54, LT & RT LANES	--	--	24	--	--	--	--	--	
556+58	--	--	WB STH 54, RAMP LANE	1	1	--	--	2	--	--	30	BASE PATCHING CONCRETE NON-DOWELED
556+53	--	--	WB STH 54, LT & RT LANES	--	--	24	--	--	--	--	--	
556+50	--	--	WB STH 54, RAMP LANE	--	--	12	--	--	--	--	--	
556+40	--	--	WB STH 54, LT & RT LANES AND RAMP LANE	--	--	36	--	--	--	--	--	
556+33	--	--	WB STH 54, RAMP LANE	--	--	12	--	--	--	--	--	
556+27	--	--	WB STH 54, LT & RT LANES	--	--	24	--	--	--	--	--	
556+14	--	--	WB STH 54, RAMP LANE	1	1	--	--	2	0	0	30	
SUB-TOTAL				10	10	444	0	20	0	0	300	

Addendum No. 03
ID 1480-27-71
Revised Sheet 99
December 7, 2023

BASE PATCHING CONCRETE SHEES, CONCRETE JOINT AND CRACK CLEANING AND REPAIR, AND SAWING SUMMARY

STATION	TO	STATION	LOCATION	390.0405	SPV.0990.01	SPV.0990.02	418.0610	418.0620	690.0150	690.0250
				CONCRETE JOINT AND CRACK CLEANING AND REPAIR	CONCRETE JOINT AND CRACK PLUNGE MILLING AND PATCHING	DRILLED TIE BARS	DRILLED DOWEL BARS	SAWING ASPHALT	SAWING CONCRETE	
				LF	LF	EA	EA	LF	LF	
554+07	--	--	WB STH 54, LT & RT LANES	24	--	--	--	--	--	--
554+94	--	--	WB STH 54, RAMP LANE	--	--	2	--	--	30	BASE PATCHING CONCRETE NON-DOWELED
555+90	--	--	WB STH 54, LT & RT LANES	24	--	--	--	--	--	--
554+80	--	--	WB STH 54, RAMP LANE	--	--	2	--	--	30	BASE PATCHING CONCRETE NON-DOWELED
555+77	--	--	WB STH 54, LT & RT LANES AND RAMP LANE	24	--	2	--	--	30	BASE PATCHING CONCRETE NON-DOWELED
555+65	--	--	WB STH 54, LT & RT LANES	24	--	--	--	--	--	--
555+47	--	--	WB STH 54, LT LANE AND RAMP LANE	24	--	2	--	--	30	BASE PATCHING CONCRETE NON-DOWELED
555+27	--	--	WB STH 54, LT LANE AND RAMP LANE	24	--	2	--	--	30	BASE PATCHING CONCRETE NON-DOWELED
555+20	--	--	WB STH 54, RAMP LANE	12	--	--	--	--	--	--
555+15	--	--	WB STH 54, LT & RT LANES	2	--	--	--	--	57	BASE PATCHING CONCRETE NON-DOWELED
555+04	--	--	WB STH 54, LT & RT LANES AND RAMP LANE	12	--	--	--	--	30	BASE PATCHING CONCRETE NON-DOWELED
554+84	--	--	WB STH 54, LT LANE AND RAMP LANE	1	--	2	--	--	84	BASE PATCHING CONCRETE NON-DOWELED
554+67	--	--	WB STH 54, LT & RT LANES AND RAMP LANE	3	--	--	--	--	84	BASE PATCHING CONCRETE NON-DOWELED
554+58	--	--	WB STH 54, LT & RT LANES AND RAMP LANE	3	--	--	--	--	--	--
554+42	--	--	WB STH 54, LT & RT LANES	24	--	--	--	--	--	--
554+22	--	--	WB STH 54, LT & RT LANES	24	--	--	--	--	30	BASE PATCHING CONCRETE NON-DOWELED
554+07	--	--	WB STH 54, LT & RT LANES AND RAMP LANE	24	--	2	--	--	--	--
553+97	--	--	WB STH 54, LT & RT LANES	24	--	--	--	--	--	--
553+92	--	--	WB STH 54, RAMP LANE	1	--	2	--	--	30	BASE PATCHING CONCRETE NON-DOWELED
553+81	--	--	WB STH 54, LT & RT LANES AND RAMP LANE	24	--	2	--	--	30	BASE PATCHING CONCRETE NON-DOWELED
553+60	--	--	WB STH 54, LT & RT LANES AND RAMP LANE	36	--	--	--	--	--	--
553+41	--	--	WB STH 54, LT & RT LANES	24	--	--	--	--	--	--
553+36	--	--	WB STH 54, RAMP LANE	12	--	--	--	--	--	--
553+32	--	--	WB STH 54, LT & RT LANES	2	--	--	--	--	57	BASE PATCHING CONCRETE NON-DOWELED
553+25	--	--	WB STH 54, RAMP LANE	1	--	2	--	--	30	BASE PATCHING CONCRETE NON-DOWELED
553+17	--	--	WB STH 54, LT & RT LANES	24	--	--	--	--	--	--
553+13	--	--	WB STH 54, RAMP LANE	1	--	2	--	--	30	BASE PATCHING CONCRETE NON-DOWELED
552+97	--	--	WB STH 54, LT & RT LANES AND RAMP LANE	1	--	2	--	--	30	BASE PATCHING CONCRETE NON-DOWELED
552+84	--	--	WB STH 54, LT & RT LANES	24	--	--	--	--	--	--
552+72	--	--	WB STH 54, LT & RT LANES AND RAMP LANE	1	--	2	--	--	30	BASE PATCHING CONCRETE NON-DOWELED
552+62	--	--	WB STH 54, RAMP LANE	1	--	2	--	--	30	BASE PATCHING CONCRETE NON-DOWELED
552+57	--	--	WB STH 54, LT & RT LANES	24	--	--	--	--	--	--
SUB-TOTAL				492	0	28	0	0	759	

Addendum No. 03
 ID 1480-27-71
 Revised Sheet 100
 December 7, 2023

BASE PATCHING CONCRETE, CRACK CLEANING AND REPAIR, AND SAWING SUMMARY

STATION	TO	STATION	LOCATION	CR	CY	IF	SPV.0990.01 CONCRETE JOINT AND CRACK CLEANING AND REPAIR	IF	SPV.0990.02 CONCRETE JOINT AND CRACK PLUNGE MILLING AND PATCHING	DRILLED TIE BARS	EACH	DRILLED DOVEL BARS	EACH	SAWING ASPHALT	IF	SAWING CONCRETE	690.0150	690.0250
552+50	--	--	WB STH 54, RAMP LANE	--	--	12	--	--	--	--	--	--	--	--	--	--	--	--
552+36	--	--	WB STH 54, LT & RT LANES	--	--	24	--	--	--	--	--	--	--	--	--	--	--	--
552+31	--	--	WB STH 54, RAMP LANE	--	--	12	--	--	--	--	--	--	--	--	--	--	--	--
552+20	--	--	WB STH 54, LT & RT LANES AND RAMP LANE	3	3	--	--	--	--	--	--	--	--	--	--	84	--	--
552+09	--	--	WB STH 54, LT & RT LANES AND RAMP LANE	3	3	--	--	--	--	--	--	--	--	--	--	84	--	--
551+96	--	--	WB STH 54, LT & RT LANES	2	2	--	--	--	--	--	--	--	--	--	--	57	--	--
551+90	--	--	WB STH 54, RAMP LANE	--	--	12	--	--	--	--	--	--	--	--	--	--	--	--
551+78	--	--	WB STH 54, LT & RT LANES	--	--	24	--	--	--	--	--	--	--	--	--	--	--	--
551+61	--	--	WB STH 54, LT & RT LANES AND RAMP LANE	3	3	--	--	--	--	--	--	--	--	--	--	84	--	--
551+51	--	--	WB STH 54, LT & RT LANES AND RAMP LANE	3	3	--	--	--	--	--	--	--	--	--	--	84	--	--
551+38	--	--	WB STH 54, LT & RT LANES AND RAMP LANE	1	1	24	--	--	--	2	--	--	--	--	--	30	--	--
551+18	--	--	WB STH 54, LT LANE	2	2	--	--	--	--	--	--	--	--	--	--	57	--	--
551+13	--	--	WB STH 54, RAMP LANE	--	--	12	--	--	--	--	--	--	--	--	--	--	--	--
551+01	--	--	WB STH 54, LT & RT LANES	--	--	24	--	--	--	--	--	--	--	--	--	--	--	--
550+95	--	--	WB STH 54, RAMP LANE	--	--	12	--	--	--	--	--	--	--	--	--	--	--	--
550+86	--	--	WB STH 54, LT & RT LANES	--	--	24	--	--	--	--	--	--	--	--	--	--	--	--
550+79	--	--	WB STH 54, RAMP LANE	1	1	--	--	--	--	2	--	--	--	--	--	30	--	--
550+71	--	--	WB STH 54, LT & RT LANES	--	--	24	--	--	--	--	--	--	--	--	--	--	--	--
550+68	--	--	WB STH 54, RAMP LANE	1	1	--	--	--	--	2	--	--	--	--	--	30	--	--
550+52	--	--	WB STH 54, LT & RT LANES AND RAMP LANE	3	3	--	--	--	--	--	--	--	--	--	--	84	--	--
550+34	--	--	WB STH 54, LT & RT LANES AND RAMP LANE	3	3	--	--	--	--	--	--	--	--	--	--	84	--	--
550+22	--	--	WB STH 54, LT & RT LANES AND RAMP LANE	3	3	--	--	--	--	--	--	--	--	--	--	84	--	--
550+09	--	--	WB STH 54, LT & RT LANES AND RAMP LANE	3	3	--	--	--	--	--	--	--	--	--	--	84	--	--
549+89	--	--	WB STH 54, LT & RT LANES AND RAMP LANE	1	1	24	--	--	--	2	--	--	--	--	--	--	--	--
549+71	--	--	WB STH 54, LT & RT LANES AND RAMP LANE	1	1	24	--	--	--	2	--	--	--	--	--	30	--	--
549+60	--	--	WB STH 54, LT & RT LANES AND RAMP LANE	1	1	24	--	--	--	2	--	--	--	--	--	30	--	--
549+54	--	--	WB STH 54, RAMP LANE	1	1	--	--	--	--	2	--	--	--	--	--	30	--	--
549+49	--	--	WB STH 54, LT & RT LANES	--	--	24	--	--	--	--	--	--	--	--	--	--	--	--
549+29	--	--	WB STH 54, LT & RT LANES AND RAMP LANE	1	1	24	--	--	--	2	--	--	--	--	--	30	--	--
549+15	--	--	WB STH 54, RAMP LANE	1	1	--	--	--	--	2	--	--	--	--	--	30	--	--
548+98	--	--	WB STH 54, LT & RT LANES AND RAMP LANE	1	1	--	--	24	--	2	--	--	--	--	--	30	--	--
548+86	--	--	WB STH 54, LT & RT LANES AND RAMP LANE	1	1	24	--	--	--	2	--	--	--	--	--	30	--	--
SUB-TOTAL				38	38	348	--	24	--	20	0	0	0	0	1.086			

REMARKS

Addendum No. 03
 ID 1480-27-71
 Revised Sheet 101
 December 7, 2023

BASE PATCHING CONCRETE SHEETS, CONCRETE JOINT AND CRACK CLEANING AND REPAIR, AND SAWING SUMMARY

STATION	TO	STATION	LOCATION	390.0100 REMOVING PAVEMENT FOR BASE PATCHING		390.0405 BASE PATCHING CONCRETE SHEETS		SPV.0990.01 CONCRETE JOINT AND CRACK CLEANING AND REPAIR		SPV.0990.02 CONCRETE JOINT AND CRACK PLUNGE MILLING AND PATCHING		416.0610 DRILLED TIE BARS		416.0620 DRILLED DOWEL BARS		690.0150 SAWING ASPHALT		690.0250 SAWING CONCRETE		REMARKS
				CY	CY	LF	LF	LF	LF	EACH	EACH	LF	LF	LF	LF	LF	LF	LF	LF	
548-66	--	--	WB STH 54, LT & RT LANES AND RAMP LANE	3	3	--	--	--	--	--	--	--	--	--	--	--	--	84	84	BASE PATCHING CONCRETE NON-DOWELED
548-50	--	--	WB STH 54, LT & RT LANES AND RAMP LANE	1	1	24	24	--	--	--	--	2	--	--	--	--	--	30	30	BASE PATCHING CONCRETE NON-DOWELED
548-37	--	--	WB STH 54, LT & RT LANES AND RAMP LANE	1	1	24	24	--	--	--	--	2	--	--	--	--	--	30	30	BASE PATCHING CONCRETE NON-DOWELED
548-24	--	--	WB STH 54, LT & RT LANES AND RAMP LANE	1	1	36	36	--	--	--	--	--	--	--	--	--	--	30	30	BASE PATCHING CONCRETE NON-DOWELED
548-05	--	--	WB STH 54, LT & RT LANES AND RAMP LANE	1	1	24	24	--	--	--	--	2	--	--	--	--	--	30	30	BASE PATCHING CONCRETE NON-DOWELED
547-92	--	--	WB STH 54, RAMP LANE	1	1	--	--	--	--	--	--	2	--	--	--	--	--	30	30	BASE PATCHING CONCRETE NON-DOWELED
547-86	--	--	WB STH 54, LT & RT LANES	1	1	24	24	--	--	--	--	--	--	--	--	--	--	30	30	BASE PATCHING CONCRETE NON-DOWELED
547-78	--	--	WB STH 54, RAMP LANE	1	1	--	--	--	--	--	--	2	--	--	--	--	--	30	30	BASE PATCHING CONCRETE NON-DOWELED
547-75	--	--	WB STH 54, LT & RT LANES	1	1	24	24	--	--	--	--	--	--	--	--	--	--	30	30	BASE PATCHING CONCRETE NON-DOWELED
547-63	--	--	WB STH 54, LT & RT LANES	1	1	24	24	--	--	--	--	--	--	--	--	--	--	30	30	BASE PATCHING CONCRETE NON-DOWELED
547-43	--	--	WB STH 54, LT & RT LANES	1	1	24	24	--	--	--	--	--	--	--	--	--	--	30	30	BASE PATCHING CONCRETE NON-DOWELED
547-25	--	--	WB STH 54, LT & RT LANES	2	2	--	--	--	--	--	--	--	--	--	--	--	--	57	57	BASE PATCHING CONCRETE NON-DOWELED
547-14	--	--	WB STH 54, RAMP LANE	1	1	12	12	--	--	--	--	--	--	--	--	--	--	30	30	BASE PATCHING CONCRETE NON-DOWELED
547-11	--	--	WB STH 54, LT & RT LANES	1	1	24	24	--	--	--	--	--	--	--	--	--	--	30	30	BASE PATCHING CONCRETE NON-DOWELED
547-05	--	--	WB STH 54, RAMP LANE	1	1	12	12	--	--	--	--	--	--	--	--	--	--	30	30	BASE PATCHING CONCRETE NON-DOWELED
547-01	--	--	WB STH 54, LT & RT LANES	1	1	24	24	--	--	--	--	--	--	--	--	--	--	30	30	BASE PATCHING CONCRETE NON-DOWELED
546-91	--	--	WB STH 54, RAMP LANE	1	1	12	12	--	--	--	--	--	--	--	--	--	--	30	30	BASE PATCHING CONCRETE NON-DOWELED
546-83	--	--	WB STH 54, LT & RT LANES	1	1	24	24	--	--	--	--	--	--	--	--	--	--	30	30	BASE PATCHING CONCRETE NON-DOWELED
546-68	--	--	WB STH 54, RAMP LANE	1	1	12	12	--	--	--	--	2	--	--	--	--	--	30	30	BASE PATCHING CONCRETE NON-DOWELED
546-64	--	--	WB STH 54, RT LANE	1	1	--	--	--	--	--	--	2	--	--	--	--	--	30	30	BASE PATCHING CONCRETE NON-DOWELED
546-51	--	--	WB STH 54, LT LANE AND RAMP LANE	1	1	12	12	--	--	--	--	2	--	--	--	--	--	30	30	BASE PATCHING CONCRETE NON-DOWELED
546-38	--	546-64	WB STH 54, LT LANE	9	9	--	--	--	--	--	--	8	16	--	--	--	--	76	76	BASE PATCHING CONCRETE NON-DOWELED
546-38	--	--	WB STH 54, LT & RT LANES AND RAMP LANE	1	1	24	24	--	--	--	--	--	--	--	--	--	--	30	30	BASE PATCHING CONCRETE NON-DOWELED
546-24	--	--	WB STH 54, RAMP LANE	1	1	12	12	--	--	--	--	--	--	--	--	--	--	30	30	BASE PATCHING CONCRETE NON-DOWELED
546-19	--	--	WB STH 54, LT & RT LANES	1	1	--	--	--	--	24	--	--	--	--	--	--	--	30	30	BASE PATCHING CONCRETE NON-DOWELED
546-02	--	--	WB STH 54, RAMP LANE	1	1	--	--	--	--	--	--	2	--	--	--	--	--	30	30	BASE PATCHING CONCRETE NON-DOWELED
545-98	--	--	WB STH 54, LT & RT LANES	1	1	24	24	--	--	--	--	--	--	--	--	--	--	30	30	BASE PATCHING CONCRETE NON-DOWELED
545-87	--	--	WB STH 54, LT & RT LANES AND RAMP LANE	1	1	36	36	--	--	--	--	--	--	--	--	--	--	30	30	BASE PATCHING CONCRETE NON-DOWELED
545-75	--	--	WB STH 54, LT & RT LANES	1	1	24	24	--	--	--	--	--	--	--	--	--	--	30	30	BASE PATCHING CONCRETE NON-DOWELED
545-56	--	--	WB STH 54, LT LANE	1	1	12	12	--	--	--	--	--	--	--	--	--	--	30	30	BASE PATCHING CONCRETE NON-DOWELED
545-40	--	--	WB STH 54, LT & RT LANES AND RAMP LANE	3	3	--	--	--	--	--	--	--	--	--	--	--	--	84	84	BASE PATCHING CONCRETE NON-DOWELED
545-28	--	--	WB STH 54, LT & RT LANES AND RAMP LANE	1	1	24	24	--	--	--	--	2	--	--	--	--	--	30	30	BASE PATCHING CONCRETE NON-DOWELED
			SUB-TOTAL	27	27	480	480	24	24	24	28	16	0	0	0	0	601	601		

**Addendum No. 03
ID 1480-27-71
Revised Sheet 102
December 7, 2023**

BASE PATCHING CONCRETE, CRACK CLEANING AND REPAIR, AND SAWING SUMMARY

STATION	TO	STATION	LOCATION	390.0100 REMOVING PAVEMENT FOR BASE PATCHING	390.0405 BASE PATCHING CONCRETE SHES	SPV.0890.01 CONCRETE JOINT AND CRACK CLEANING AND REPAIR	SPV.0980.02 CONCRETE JOINT AND CRACK FILLING MILLING AND PATCHING	416.0610 REINFORCED TIE BARS	416.0620 REINFORCED DOWEL BARS	690.0150 SAWING ASPHALT	690.0250 SAWING CONCRETE	REMARKS
				CV	CY	LF	LF	EACH	EACH	LF	LF	
543+20	--	--	WB STH 54, RAMP LANE	1	1	--	--	2	--	--	30	BASE PATCHING CONCRETE NON-DOWELED
543+15	--	--	WB STH 54, LT & RT LANES	--	--	24	--	--	--	--	--	
544+96	--	--	WB STH 54, LT & RT LANES	--	--	24	--	--	--	--	--	
544+79	--	--	WB STH 54, LT & RT LANES	--	--	24	--	--	--	--	--	
544+67	--	--	WB STH 54, LT & RT LANES AND RAMP LANE	--	--	36	--	--	--	--	--	
544+53	--	--	WB STH 54, LT & RT LANES AND RAMP LANE	1	1	24	--	2	--	--	30	BASE PATCHING CONCRETE NON-DOWELED
544+36	--	--	WB STH 54, LT & RT LANES AND RAMP LANE	--	--	36	--	--	--	--	--	
544+23	--	--	WB STH 54, RAMP LANE	--	--	12	--	--	--	--	--	
544+15	--	--	WB STH 54, LT & RT LANES	--	--	24	--	--	--	--	--	
544+03	--	--	WB STH 54, LT & RT LANES	--	--	24	--	--	--	--	--	
543+91	--	--	WB STH 54, LT & RT LANES	--	--	24	--	--	--	--	--	
543+73	--	--	WB STH 54, LT & RT LANES	--	--	24	--	--	--	--	--	
543+55	--	--	WB STH 54, LT & RT LANES	--	--	24	--	--	--	--	--	
543+41	--	--	WB STH 54, LT & RT LANES	--	--	24	--	--	--	--	--	
543+29	--	--	WB STH 54, LT & RT LANES	--	--	24	--	--	--	--	--	
543+08	--	--	WB STH 54, LT & RT LANES	--	--	24	24	--	--	--	--	
542+94	--	--	WB STH 54, LT & RT LANES	--	--	24	--	--	--	--	--	
542+79	--	--	WB STH 54, LT & RT LANES	--	--	24	--	--	--	--	--	
542+62	--	--	WB STH 54, LT & RT LANES	--	--	24	--	--	--	--	--	
542+44	--	--	WB STH 54, LT & RT LANES	--	--	24	--	--	--	--	--	
542+27	--	--	WB STH 54, LT & RT LANES	--	--	24	--	--	--	--	--	
542+18	--	--	WB STH 54, LT & RT LANES	--	--	24	--	--	--	--	--	
542+06	--	--	WB STH 54, LT & RT LANES	--	--	24	--	--	--	--	--	
541+84	--	--	WB STH 54, LT & RT LANES	--	--	24	--	--	--	--	--	
541+63	--	--	WB STH 54, LT & RT LANES	--	--	24	--	--	--	--	--	
541+51	--	--	WB STH 54, LT & RT LANES	--	--	24	--	--	--	--	--	
541+37	--	--	WB STH 54, LT & RT LANES	--	--	24	--	--	--	--	--	
541+18	--	--	WB STH 54, LT & RT LANES	--	--	24	--	--	--	--	--	
541+04	--	--	WB STH 54, LT & RT LANES	--	--	24	--	--	--	--	--	
540+91	--	--	WB STH 54, LT & RT LANES	2	2	--	--	--	--	--	57	BASE PATCHING CONCRETE NON-DOWELED
540+79	--	--	WB STH 54, LT & RT LANES	--	--	24	--	--	--	--	--	
540+60	--	--	WB STH 54, LT LANE	--	--	12	--	--	--	--	--	
SUB-TOTAL				4	4	686	24	4	0	0	117	

Addendum No. 03
 ID 1480-27-71
 Revised Sheet 103
 December 7, 2023

PROJECT NO: 1480-27-71 COUNTY: BROWN MISCELLANEOUS QUANTITIES SHEET 103 E

FILE NAME: I:\PDS\CDU\14802700\SHEETS\PLAN\BROW\BROW.DWG PLOT DATE: 12/06/2023 8:59 AM PLOT NAME: FARRELL ALANE PLOT NO: WIS007CADD5 SHEET 42

LAYOUT NAME: 02


BASE PATCHING CONCRETE SHEETS, CONCRETE JOINT AND CRACK CLEANING AND REPAIR, AND SAWING SUMMARY

STATION	TO	STATION	LOCATION	390.0100 REMOVING PAVEMENT FOR BASE PATCHING		390.0405 CONCRETE JOINT AND CRACK CLEANING AND REPAIR		SPV.0090.02 CONCRETE JOINT AND CRACK PLUNGE MILLING AND PATCHING		41.6.0610 DRILLED REBAR DOUGLASS		41.6.0620 DRILLED DOUGLASS		690.0150 SAWING ASPHALT		690.0250 SAWING CONCRETE		REMARKS
				CY	CONCRETE SHEETS	LF	CONCRETE JOINT AND CRACK CLEANING AND REPAIR	LF	CONCRETE JOINT AND CRACK PLUNGE MILLING AND PATCHING	REBAR DOUGLASS EACH	DOUGLASS EACH	LF	CONCRETE	LF	CONCRETE			
540+43	--	--	WB STH 54, LT & RT LANES	--	--	24	--	--	--	--	--	--	--	--	--	--	--	
540+30	--	--	WB STH 54, LT & RT LANES	2	2	--	--	--	--	--	--	--	--	--	--	57	57	BASE PATCHING CONCRETE NON-DOWELED
540+17	--	--	WB STH 54, LT & RT LANES	--	--	24	--	--	--	--	--	--	--	--	--	--	--	
539+98	--	--	WB STH 54, LT & RT LANES	2	2	--	--	--	--	--	--	--	--	--	--	57	57	BASE PATCHING CONCRETE NON-DOWELED
539+81	--	--	WB STH 54, LT & RT LANES	--	--	24	--	--	--	--	--	--	--	--	--	--	--	
539+71	--	--	WB STH 54, LT & RT LANES	--	--	24	--	--	--	--	--	--	--	--	--	--	--	
539+58	--	--	WB STH 54, LT & RT LANES	--	--	24	--	--	--	--	--	--	--	--	--	--	--	
539+35	--	--	WB STH 54, LT LANE	--	--	12	--	--	--	--	--	--	--	--	--	--	--	
539+23	--	--	WB STH 54, LT LANE	1	1	--	--	--	--	2	--	--	--	--	--	--	--	BASE PATCHING CONCRETE NON-DOWELED
539+09	--	--	WB STH 54, LT & RT LANES	--	--	24	--	--	--	--	--	--	--	--	--	30	30	BASE PATCHING CONCRETE NON-DOWELED
538+97	--	--	WB STH 54, LT LANE	--	--	12	--	--	--	--	--	--	--	--	--	--	--	
538+73	--	--	WB STH 54, LT & RT LANES	--	--	24	--	--	--	--	--	--	--	--	--	--	--	
538+45	--	--	WB STH 54, LT LANE	--	--	12	--	--	--	--	--	--	--	--	--	--	--	
537+81	--	--	WB STH 54, LT LANE	--	--	12	--	--	--	--	--	--	--	--	--	--	--	
537+69	--	--	WB STH 54, LT LANE	--	--	12	--	--	--	--	--	--	--	--	--	--	--	
537+50	--	--	WB STH 54, LT LANE	--	--	12	--	--	--	--	--	--	--	--	--	--	--	
537+32	--	--	WB STH 54, LT LANE	--	--	12	--	--	--	--	--	--	--	--	--	--	--	
537+20	--	--	WB STH 54, LT LANE	--	--	12	--	--	--	--	--	--	--	--	--	--	--	
537+10	--	--	WB STH 54, LT LANE	--	--	12	--	--	--	--	--	--	--	--	--	--	--	
536+90	--	--	WB STH 54, LT LANE	--	--	12	--	--	--	--	--	--	--	--	--	--	--	
536+60	--	--	WB STH 54, LT LANE	--	--	12	--	--	--	--	--	--	--	--	--	--	--	
536+46	--	--	WB STH 54, LT LANE	--	--	12	--	--	--	--	--	--	--	--	--	--	--	
536+29	--	--	WB STH 54, LT LANE	--	--	12	--	--	--	--	--	--	--	--	--	--	--	
536+12	--	--	WB STH 54, LT LANE	--	--	12	--	--	--	--	--	--	--	--	--	--	--	
535+97	--	--	WB STH 54, LT LANE	--	--	12	--	--	--	--	--	--	--	--	--	--	--	
535+67	--	--	WB STH 54, LT & RT LANES	--	--	24	--	--	--	--	--	--	--	--	--	--	--	
535+49	--	--	WB STH 54, LT & RT LANES	--	--	24	--	--	--	--	--	--	--	--	--	--	--	
534+76	--	--	WB STH 54, LT LANE	--	--	12	--	--	--	--	--	--	--	--	--	--	--	
534+43	--	--	WB STH 54, LT LANE	--	--	12	--	--	--	--	--	--	--	--	--	--	--	
534+24	--	--	WB STH 54, LT LANE	--	--	12	--	--	--	--	--	--	--	--	--	--	--	
534+12	--	--	WB STH 54, LT LANE	--	--	12	--	--	--	--	--	--	--	--	--	--	--	
533+83	--	--	WB STH 54, LT LANE	--	--	12	--	--	--	--	--	--	--	--	--	--	--	
SUB-TOTAL				5	5	456	0	0	2	0	0	0	0	0	144			

Addendum No. 03
 ID 1480-27-71
 Revised Sheet 104
 December 7, 2023

BASE PATCHING CONCRETE SHEES, CONCRETE JOINT AND CRACK CLEANING AND REPAIR, AND SAWING SUMMARY

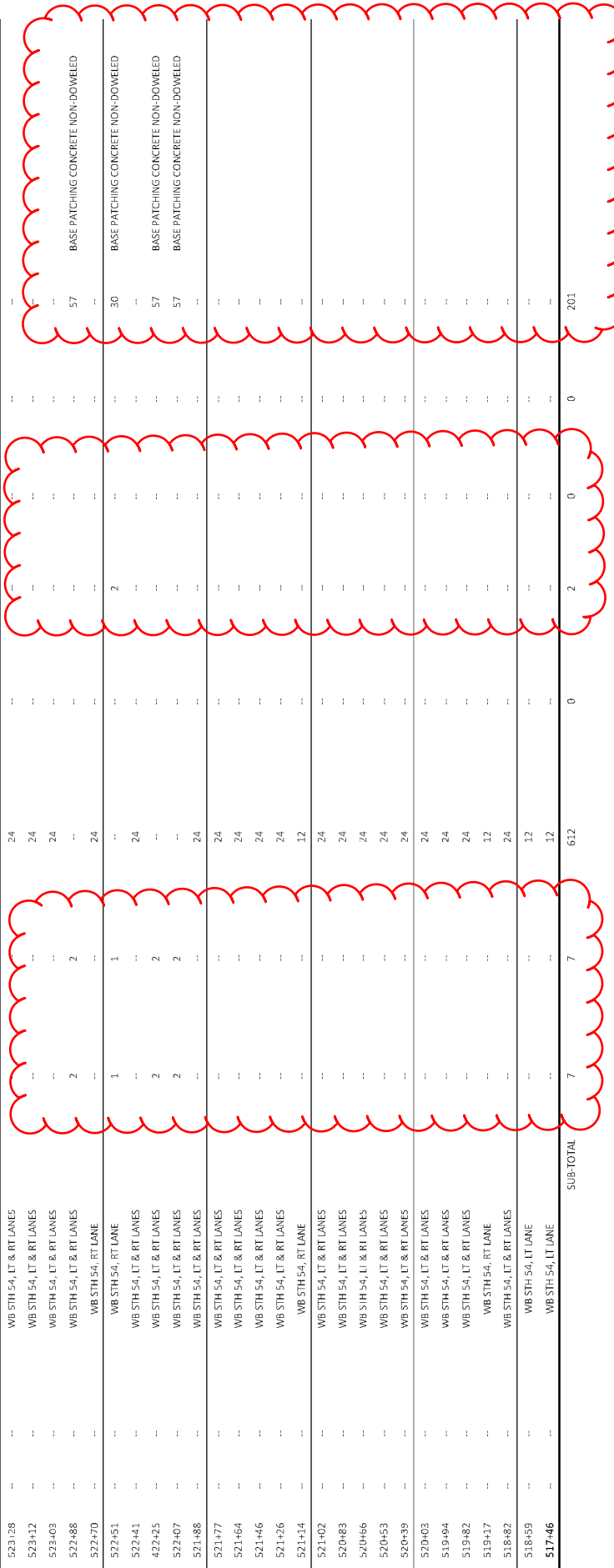
STATION	TO	STATION	LOCATION	390.0100 REMOVING PAVEMENT FOR BASE PATCHING	390.0405 BASE PATCHING CONCRETE SHEES	SPV.0090.01 CONCRETE JOINT AND CRACK CLEANING AND REPAIR	SPV.0090.02 CONCRETE JOINT AND CRACK PLUGGING MILLING AND PATCHING	416.0610 DRILLED TIE BARS EACH	416.0620 DRILLED DOWEL BARS EACH	690.0150 SAWING ASPHALT	690.0250 SAWING CONCRETE	REMARKS
				CY	CV	LF	LF			LF	LF	
533+66	--	--	WB STH 54, LT LANE	--	--	12	--	--	--	--	--	
533+39	--	--	WB STH 54, LT LANE	--	--	12	--	--	--	--	--	
533+21	--	--	WB STH 54, LT LANE	--	--	12	--	--	--	--	--	
532+90	--	--	WB STH 54, LT LANE	--	--	12	--	--	--	--	--	
532+44	--	--	WB STH 54, LT LANE	--	--	12	--	--	--	--	--	
532+31	--	--	WB STH 54, LT & RT LANES	--	--	24	--	--	--	--	--	
531+70	--	--	WB STH 54, LT & RT LANES	--	--	24	--	--	--	--	--	
531+38	--	--	WB STH 54, LT LANE	--	--	12	--	--	--	--	--	
531+18	--	--	WB STH 54, LT LANE	--	--	12	--	--	--	--	--	
530+94	--	--	WB STH 54, LT LANE	--	--	12	--	--	--	--	--	
530+75	--	--	WB STH 54, LT LANE	--	--	12	--	--	--	--	--	
530+56	--	--	WB STH 54, LT LANE	--	--	12	--	--	--	--	--	
530+47	--	--	WB STH 54, LT LANE	1	1	--	--	2	--	--	30	BASE PATCHING CONCRETE NON-DOWELED
530+15	--	--	WB STH 54, LT LANE	--	--	12	--	--	--	--	--	
529+83	--	--	WB STH 54, LT LANE	--	--	12	--	--	--	--	--	
529+28	--	--	WB STH 54, LT LANE	--	--	12	--	--	--	--	--	
529+22	--	--	WB STH 54, LT LANE	--	--	12	--	--	--	--	--	
529+08	--	--	WB STH 54, LT LANE	--	--	12	--	--	--	--	--	
528+69	--	--	WB STH 54, LT LANE	--	--	12	--	--	--	--	--	
528+54	--	--	WB STH 54, LT LANE	--	--	12	--	--	--	--	--	
528+98	--	--	WB STH 54, LT & RT LANES	--	--	24	--	--	--	--	--	
527+48.3	--	--	WB STH 54, LT LANE	--	--	12	--	--	--	--	--	
257+65	--	--	WB STH 54, LT LANE	1	1	--	--	2	--	--	30	BASE PATCHING CONCRETE NON-DOWELED
527+37	--	--	WB STH 54, LT LANE	1	1	--	--	2	--	--	30	BASE PATCHING CONCRETE NON-DOWELED
527+21	--	--	WB STH 54, LT LANE	--	--	12	--	--	--	--	--	
527+05	--	--	WB STH 54, LT LANE	--	--	12	--	--	--	--	--	
526+60	--	--	WB STH 54, LT LANE	--	--	12	--	--	--	--	--	
526+39	--	--	WB STH 54, LT LANE	--	--	12	--	--	--	--	--	
526+08	--	--	WB STH 54, LT LANE	--	--	12	--	--	--	--	--	
525+97	--	--	WB STH 54, LT LANE	--	--	12	--	--	--	--	--	
525+80	--	--	WB STH 54, LT & RT LANES	--	--	24	--	--	--	--	--	
525+73	--	--	WB STH 54, LT & RT LANES	--	--	24	--	--	--	--	--	
SUB-TOTAL				3	3	408	0	6	0	0	90	



Addendum No. 03
ID 1480-27-71
Revised Sheet 105
December 7, 2023

BASE PATCHING CONCRETE SHOES, CONCRETE JOINT AND CRACK CLEANING AND REPAIR, AND SAWING SUMMARY

STATION	TO	STATION	LOCATION	390.0100 REMOVING PAVEMENT FOR BASE PATCHING	390.0405 BASE PATCHING CONCRETE SHOES	SPV.0090.01 CONCRETE JOINT AND CRACK CLEANING AND REPAIR	SPV.0090.02 CONCRETE JOINT AND CRACK PLUNGE MILLING AND PATCHING	416.0610 DRILLED TIE BARS	416.0620 DRILLED DOWEL BARS	69D.0150 SAWING ASPHALT	69D.0250 SAWING CONCRETE	REMARKS
				CY	CY	LF	LF	EACH	EACH	LF	LF	
524+62	--	--	WB STH 54, LT & RT LANES	--	--	24	--	--	--	--	--	
524+78	--	--	WB STH 54, LT & RT LANES	--	--	24	--	--	--	--	--	
524+57	--	--	WB STH 54, LT LANE	--	--	12	--	--	--	--	--	
524+44	--	--	WB STH 54, LT & RT LANES	--	--	24	--	--	--	--	--	
523+33	--	--	WB STH 54, LT & RT LANES	--	--	24	--	--	--	--	--	
523+28	--	--	WB STH 54, LT & RT LANES	--	--	24	--	--	--	--	--	
523+12	--	--	WB STH 54, LT & RT LANES	--	--	24	--	--	--	--	--	
523+03	--	--	WB STH 54, LT & RT LANES	--	--	24	--	--	--	--	--	
522+88	--	--	WB STH 54, LT & RT LANES	2	--	--	--	--	--	--	--	
522+70	--	--	WB STH 54, RT LANE	--	2	--	--	--	--	--	--	
522+51	--	--	WB STH 54, RT LANE	1	1	--	--	2	--	--	--	BASE PATCHING CONCRETE NON-DOWELED
522+41	--	--	WB STH 54, LT & RT LANES	--	--	24	--	--	--	--	--	BASE PATCHING CONCRETE NON-DOWELED
422+25	--	--	WB STH 54, LT & RT LANES	2	2	--	--	--	--	--	--	BASE PATCHING CONCRETE NON-DOWELED
522+07	--	--	WB STH 54, LT & RT LANES	2	2	--	--	--	--	--	--	BASE PATCHING CONCRETE NON-DOWELED
521+88	--	--	WB STH 54, LT & RT LANES	--	--	24	--	--	--	--	--	
521+77	--	--	WB STH 54, LT & RT LANES	--	--	24	--	--	--	--	--	
521+64	--	--	WB STH 54, LT & RT LANES	--	--	24	--	--	--	--	--	
521+46	--	--	WB STH 54, LT & RT LANES	--	--	24	--	--	--	--	--	
521+26	--	--	WB STH 54, LT & RT LANES	--	--	24	--	--	--	--	--	
521+14	--	--	WB STH 54, RT LANE	--	--	12	--	--	--	--	--	
521+02	--	--	WB STH 54, LT & RT LANES	--	--	24	--	--	--	--	--	
520+83	--	--	WB STH 54, LT & RT LANES	--	--	24	--	--	--	--	--	
520+66	--	--	WB STH 54, LT & RT LANES	--	--	24	--	--	--	--	--	
520+53	--	--	WB STH 54, LT & RT LANES	--	--	24	--	--	--	--	--	
520+39	--	--	WB STH 54, LT & RT LANES	--	--	24	--	--	--	--	--	
520+03	--	--	WB STH 54, LT & RT LANES	--	--	24	--	--	--	--	--	
519+94	--	--	WB STH 54, LT & RT LANES	--	--	24	--	--	--	--	--	
519+82	--	--	WB STH 54, LT & RT LANES	--	--	24	--	--	--	--	--	
519+17	--	--	WB STH 54, RT LANE	--	--	12	--	--	--	--	--	
518+82	--	--	WB STH 54, LT & RT LANES	--	--	24	--	--	--	--	--	
518+59	--	--	WB STH 54, LT LANE	--	--	12	--	--	--	--	--	
517+46	--	--	WB STH 54, LT LANE	--	--	12	--	--	--	--	--	
SUB-TOTAL				7	7	612	0	2	0	0	201	



Addendum No. 03
 ID 1480-27-71
 Revised Sheet 106
 December 7, 2023

BASE PATCHING CONCRETE, JOINT AND CRACK CLEANING AND REPAIRS, AND SAWING SUMMARY

STATION	TO	STATION	LOCATION	390.0100 REMOVING PAVEMENT FOR BASE PATCHING	390.0405 BASE PATCHING CONCRETE SHES	SPV.0090.01 CONCRETE JOINT AND CRACK CLEANING AND REPAIR	SPV.0090.02 CONCRETE JOINT AND CRACK PLUNGE MILLING AND PATCHING	416.0610 DRILLED TIE BARS	416.0620 DRILLED DOWEL BARS	690.0150 SAWING ASPHALT	690.0250 SAWING CONCRETE	REMARKS
				CY	CY	LF	LF	EACH	EACH	LF	LF	
5007-41	--	--	EB 5TH 54 TO UNIVERSITY AVE RAMP (LOOP R)	--	--	15	--	--	--	--	--	
5007-68	--	--	EB 5TH 54 TO UNIVERSITY AVE RAMP (LOOP R)	--	--	15	--	--	--	--	--	
5008-23	--	--	EB 5TH 54 TO UNIVERSITY AVE RAMP (LOOP R)	--	--	15	--	--	--	--	--	
5009-56	--	--	EB 5TH 54 TO UNIVERSITY AVE RAMP (LOOP R)	--	--	15	--	--	--	--	--	
5010-19	--	--	EB 5TH 54 TO UNIVERSITY AVE RAMP (LOOP R)	--	--	15	--	--	--	--	--	
5010-37	--	--	EB 5TH 54 TO UNIVERSITY AVE RAMP (LOOP R)	--	--	15	--	--	--	--	--	
5010-60	--	--	EB 5TH 54 TO UNIVERSITY AVE RAMP (LOOP R)	1	1	--	--	--	--	--	36	BASE PATCHING CONCRETE NON-DOWELED
5011-14	--	--	EB 5TH 54 TO UNIVERSITY AVE RAMP (LOOP R)	--	--	15	--	--	--	--	--	
5011-37	--	--	EB 5TH 54 TO UNIVERSITY AVE RAMP (LOOP R)	--	--	15	--	--	--	--	--	
5011-53	--	--	EB 5TH 54 TO UNIVERSITY AVE RAMP (LOOP R)	--	--	15	--	--	--	--	--	
5012-08	--	--	EB 5TH 54 TO UNIVERSITY AVE RAMP (LOOP R)	--	--	15	--	--	--	--	--	
5012-22	--	--	EB 5TH 54 TO UNIVERSITY AVE RAMP (LOOP R)	--	--	15	--	--	--	--	--	
5012-32	--	--	EB 5TH 54 TO UNIVERSITY AVE RAMP (LOOP R)	--	--	15	--	--	--	--	--	
5012-46	--	--	EB 5TH 54 TO UNIVERSITY AVE RAMP (LOOP R)	--	--	15	--	--	--	--	--	
5012-55	--	--	EB 5TH 54 TO UNIVERSITY AVE RAMP (LOOP R)	--	--	15	--	--	--	--	--	
5012-73	--	--	EB 5TH 54 TO UNIVERSITY AVE RAMP (LOOP R)	--	--	15	--	--	--	--	--	
5100-53	--	--	EB 5TH 54 TO NB UNIVERSITY AVE RAMP (LOOP OFF)	--	--	15	--	--	--	--	--	
5100-77	--	--	EB 5TH 54 TO NB UNIVERSITY AVE RAMP (LOOP OFF)	--	--	15	--	--	--	--	--	
5100-93	--	--	EB 5TH 54 TO NB UNIVERSITY AVE RAMP (LOOP OFF)	--	--	15	--	--	--	--	--	
5101-55	--	--	EB 5TH 54 TO NB UNIVERSITY AVE RAMP (LOOP OFF)	--	--	15	--	--	--	--	--	
5101-74	--	--	EB 5TH 54 TO NB UNIVERSITY AVE RAMP (LOOP OFF)	--	--	15	--	--	--	--	--	
5101-90	--	--	EB 5TH 54 TO NB UNIVERSITY AVE RAMP (LOOP OFF)	--	--	15	--	--	--	--	--	
5102-14	--	--	EB 5TH 54 TO NB UNIVERSITY AVE RAMP (LOOP OFF)	--	--	15	--	--	--	--	--	
5102-30	--	--	EB 5TH 54 TO NB UNIVERSITY AVE RAMP (LOOP OFF)	--	--	15	--	--	--	--	--	
5102-94	--	--	EB 5TH 54 TO NB UNIVERSITY AVE RAMP (LOOP OFF)	--	--	15	--	--	--	--	--	
5716-25	--	5716-31	NB UNIVERSITY AVE, RT	--	--	--	--	5	2	--	6	INLET REPAIR LOCATION, CURB AND GUTTER
5716-09	--	--	NB UNIVERSITY AVE, LT & RT LANES AND RAMP LANE	3	3	--	--	--	--	--	84	BASE PATCHING CONCRETE NON-DOWELED
5716-09	--	5715-68	NB UNIVERSITY AVE, RAMP LANE	40	40	--	--	30	12	--	194	
5715-59	--	--	NB UNIVERSITY AVE, LT & RT LANES AND RAMP LANE	--	--	36	--	--	--	--	--	
5715-21	--	--	NB UNIVERSITY AVE, LT & RT LANES	2	2	--	--	--	--	--	57	BASE PATCHING CONCRETE NON-DOWELED
5714-97	--	--	NB UNIVERSITY AVE, LT & RT LANES	--	--	24	--	--	--	--	377	
SUB-TOTAL				46	46	420	0	35	14	0		

Addendum No. 03
 ID 1480-27-71
 Revised Sheet 108
 December 7, 2023

BASE PATCHING CONCRETE SHEETS, CONCRETE JOINT AND CRACK CLEANING AND REPAIR, AND SAWING SUMMARY

STATION	TO	STATION	LOCATION	390.0100 REMOVING PAVEMENT FOR BASE PATCHING CONCRETE SHEETS	390.0405 BASE PATCHING CONCRETE SHEETS	SPV.0090.01 CONCRETE JOINT AND CRACK CLEANING AND REPAIR	SPV.0090.02 CONCRETE JOINT AND CRACK PLUNGE MILLING AND PATCHING	41.6.0610 DRILLED TIE BARS EACH	41.6.0620 DRILLED DOWEL BARS EACH	650.0150 SAWING ASPHALT	690.0250 SAWING CONCRETE
5714+81	--	--	NB UNIVERSITY AVE, LT & RT LANES AND RAMP LANE	3	3	--	--	--	--	--	84
5714+62	--	--	NB UNIVERSITY AVE, LT & RT LANES AND RAMP LANE	3	3	--	--	--	--	--	84
5714+42	--	--	NB UNIVERSITY AVE, LT & RT LANES AND RAMP LANE	--	--	36	--	--	--	--	--
5714+22	--	--	NB UNIVERSITY AVE, LT & RT LANES AND RAMP LANE	3	3	--	--	--	--	--	84
5714+04	--	--	NB UNIVERSITY AVE, LT & RT LANES AND RAMP LANE	3	3	--	--	--	--	--	84
5713+78	--	--	NB UNIVERSITY AVE, LT & RT LANES	--	--	24	--	--	--	--	--
5713+61	--	--	NB UNIVERSITY AVE, LT & RT LANES	--	--	24	--	--	--	--	--
5713+39	--	--	NB UNIVERSITY AVE, LT & RT LANES	--	--	24	--	--	--	--	--
5713+19	--	--	NB UNIVERSITY AVE, LT & RT LANES	--	--	24	--	--	--	--	--
5713+02	--	--	NB UNIVERSITY AVE, LT & RT LANES	--	--	24	--	--	--	--	--
5712+85	--	--	NB UNIVERSITY AVE, LT & RT LANES AND RAMP LANE	--	--	36	--	--	--	--	--
5712+65	--	--	NB UNIVERSITY AVE, LT & RT LANES AND RAMP LANE	--	--	36	--	--	--	--	--
5712+45	--	--	NB UNIVERSITY AVE, LT & RT LANES AND RAMP LANE	--	--	36	--	--	--	--	--
5712+25	--	--	NB UNIVERSITY AVE, LT & RT LANES AND RAMP LANE	--	--	36	--	--	--	--	--
5712+02	--	--	NB UNIVERSITY AVE, LT & RT LANES	--	--	24	--	--	--	--	--
5711+84	--	--	NB UNIVERSITY AVE, LT & RT LANES AND RAMP LANE	2	2	12	--	--	--	--	57
5711+65	--	--	NB UNIVERSITY AVE, LT & RT LANES AND RAMP LANE	2	2	12	--	--	--	--	57
5711+44	--	--	NB UNIVERSITY AVE, LT & RT LANES	--	--	--	24	--	--	--	--
5711+22	--	--	NB UNIVERSITY AVE, LT & RT LANES	--	--	24	--	--	--	--	--
5711+01	--	--	NB UNIVERSITY AVE, LT & RT LANES	2	2	--	--	--	--	--	57
5710+80	--	--	NB UNIVERSITY AVE, LT & RT LANES	2	2	--	--	--	--	--	57
5710+60	--	--	NB UNIVERSITY AVE, LT & RT LANES	2	2	--	--	--	--	--	57
5710+40	--	--	NB UNIVERSITY AVE, LT & RT LANES	--	--	24	--	--	--	--	--
2710+22	--	--	NB UNIVERSITY AVE, LT & RT LANES AND RAMP LANE	3	3	--	--	--	--	--	84
5710+02	--	--	NB UNIVERSITY AVE, LT & RT LANES AND RAMP LANE	2	2	12	--	--	--	--	57
5709+83	--	--	NB UNIVERSITY AVE, LT & RT LANES AND RAMP LANE	3	3	--	--	--	--	--	84
5709+63	--	--	NB UNIVERSITY AVE, LT & RT LANES	--	--	24	--	--	--	--	--
5709+45	--	--	NB UNIVERSITY AVE, LT & RT LANES	2	2	--	--	--	--	--	57
5709+24	--	--	NB UNIVERSITY AVE, LT & RT LANES	--	--	24	--	--	--	--	--
5709+01	--	--	NB UNIVERSITY AVE, LT & RT LANES	2	2	--	--	--	--	--	57
5708+82	--	--	NB UNIVERSITY AVE, LT & RT LANES	2	2	--	--	--	--	--	57
5708+65	--	--	NB UNIVERSITY AVE, LT & RT LANES	--	--	24	--	--	--	--	--
SUB-TOTAL				36	36	444	60	0	0	0	1,017

Addendum No. 03
ID 1480-27-71
Revised Sheet 109
December 7, 2023

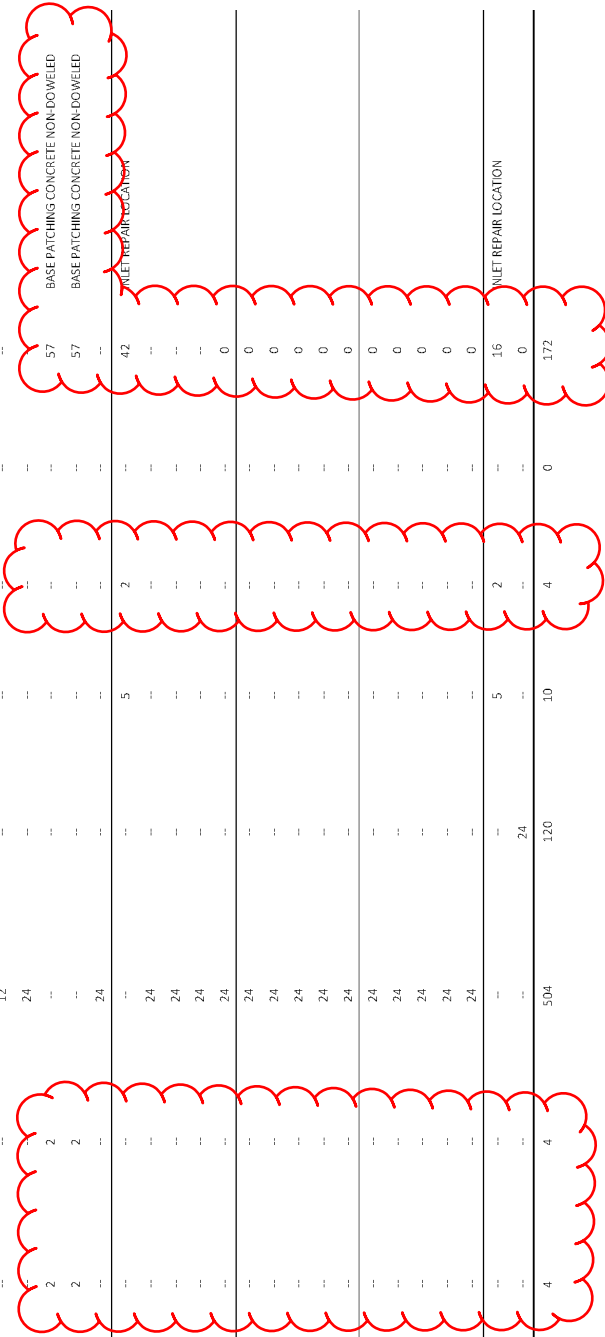
BASE PATCHING CONCRETE SHEES, CONCRETE JOINT AND CRACK CLEANING AND REPAIR, AND SAWING SUMMARY

STATION	TO	STATION	LOCATION	REMOVING PAVEMENT FOR BASE PATCHING	CONCRETE JOINT AND CRACK REPAIR	CONCRETE JOINT AND CRACK PLUNGE MILLING AND PATCHING	DRILLED TIE BARS	DRILLED DOWEL BARS	SAWING ASPHALT	SAWING CONCRETE	
				CY	LF	LF	EACH	EACH	LF	LF	
5707+87	--	--	NB UNIVERSITY AVE, LT & RT LANES	2	--	--	--	--	--	57	BASE PATCHING CONCRETE NON-DOWELED
5707+74	--	--	NB UNIVERSITY AVE, LT & RT LANES	--	24	--	--	--	--	--	BASE PATCHING CONCRETE NON-DOWELED
5707+63	--	--	NB UNIVERSITY AVE, LT & RT LANES	--	24	--	--	--	--	--	BASE PATCHING CONCRETE NON-DOWELED
5706+80	--	--	NB NICOLET DR, LT LANE	1	--	--	2	--	--	30	BASE PATCHING CONCRETE NON-DOWELED
5706+58	--	--	NB NICOLET DR, LT & RT LANES AND LT TURN LANE	--	36	--	--	--	--	--	BASE PATCHING CONCRETE NON-DOWELED
5706+36	--	--	NB NICOLET DR, LT & RT LANES AND LT TURN LANE	3	--	--	--	--	--	84	BASE PATCHING CONCRETE NON-DOWELED
5706+16	--	--	NB NICOLET DR, LT & RT LANES AND LT TURN LANE	--	36	--	--	--	--	--	BASE PATCHING CONCRETE NON-DOWELED
5705+85	--	--	NB NICOLET DR, LT & RT LANES AND LT TURN LANE	3	--	--	--	--	--	84	BASE PATCHING CONCRETE NON-DOWELED
5705+41	--	--	NB NICOLET DR, LT & RT LANES AND LT TURN LANE	3	--	--	--	--	--	84	BASE PATCHING CONCRETE NON-DOWELED
5705+20	--	--	NB NICOLET DR, LT & RT LANES AND LT TURN LANE	--	36	--	--	--	--	--	BASE PATCHING CONCRETE NON-DOWELED
5705+11	--	5705+17	NB UNIVERSITY AVE, RT	--	--	--	2	--	--	16	INLET REPAIR LOCATION
5704+98	--	--	NB NICOLET DR, LT & RT LANES AND LT TURN LANE	3	--	--	--	--	--	84	BASE PATCHING CONCRETE NON-DOWELED
5704+82	--	--	NB NICOLET DR, LT & RT LANES AND LT TURN LANE	--	36	--	--	--	--	--	BASE PATCHING CONCRETE NON-DOWELED
5704+61	--	--	NB NICOLET DR, LT & RT LANES AND LT TURN LANE	3	--	--	--	--	--	84	BASE PATCHING CONCRETE NON-DOWELED
5704+54	--	--	NB NICOLET DR, LT & RT LANES AND LT TURN LANE	3	--	--	--	--	--	84	BASE PATCHING CONCRETE NON-DOWELED
5704+18	--	--	NB NICOLET DR, LT & RT LANES AND LT TURN LANE	3	36	--	--	--	--	84	BASE PATCHING CONCRETE NON-DOWELED
5703+98	--	--	NB NICOLET DR, LT & RT LANES AND LT TURN LANE	3	--	--	--	--	--	84	BASE PATCHING CONCRETE NON-DOWELED
5703+79	--	--	NB NICOLET DR, LT LANE	--	12	--	--	--	--	--	BASE PATCHING CONCRETE NON-DOWELED
5703+04	--	--	SB NICOLET DR, LT & RT LANES	--	24	--	--	--	--	--	BASE PATCHING CONCRETE NON-DOWELED
5703+26	--	--	SB NICOLET DR, LT & RT LANES	2	--	--	--	--	--	57	BASE PATCHING CONCRETE NON-DOWELED
5703+44	--	--	SB NICOLET DR, LT & RT LANES	--	24	--	--	--	--	57	BASE PATCHING CONCRETE NON-DOWELED
5703+62	--	--	SB NICOLET DR, LT & RT LANES	2	--	--	--	--	--	57	BASE PATCHING CONCRETE NON-DOWELED
5703+84	--	--	SB NICOLET DR, LT & RT LANES	2	--	--	--	--	--	57	BASE PATCHING CONCRETE NON-DOWELED
5704+02	--	--	SB NICOLET DR, LT & RT LANES	2	--	--	--	--	--	57	BASE PATCHING CONCRETE NON-DOWELED
5704+20	--	--	SB NICOLET DR, LT & RT LANES	--	24	--	--	--	--	--	BASE PATCHING CONCRETE NON-DOWELED
5704+39	--	--	SB NICOLET DR, LT & RT LANES	--	24	--	--	--	--	--	BASE PATCHING CONCRETE NON-DOWELED
5704+58	--	--	SB NICOLET DR, LT & RT LANES	--	24	--	--	--	--	--	BASE PATCHING CONCRETE NON-DOWELED
5704+81	--	--	SB NICOLET DR, LT & RT LANES	--	24	--	--	--	--	--	BASE PATCHING CONCRETE NON-DOWELED
5704+97	--	--	SB NICOLET DR, LT & RT LANES	--	24	--	--	--	--	--	BASE PATCHING CONCRETE NON-DOWELED
5705+25	--	--	SB NICOLET DR, LT & RT LANES	--	24	--	--	--	--	--	BASE PATCHING CONCRETE NON-DOWELED
5705+43	--	--	SB NICOLET DR, LT & RT LANES	--	24	--	--	--	--	--	BASE PATCHING CONCRETE NON-DOWELED
5705+64	--	--	SB NICOLET DR, LT & RT LANES	--	24	--	--	--	--	--	BASE PATCHING CONCRETE NON-DOWELED
SUB-TOTAL				29	516	0	7	2	0	835	

Addendum No. 03
 ID 1480-27-71
 Revised Sheet 110
 December 7, 2023

BASE PATCHING CONCRETE SHEES, CONCRETE JOINT AND CRACK CLEANING AND REPAIR, AND SAWING SUMMARY

STATION	TO STATION	LOCATION	390.0100 REMOVING PAVEMENT FOR BASE PATCHING	390.0405 BASE PATCHING CONCRETE SHEES	SPV.0900.01 CONCRETE JOINT AND CRACK CLEANING AND REPAIR	SPV.0900.02 CONCRETE JOINT AND CRACK PLUNGE MILLING AND PATCHING	416.0610 DRILLED TIE BARS	416.0620 DRILLED DOWEL BARS	690.0150 SAWINGS ASPHALT	690.0250 SAWING CONCRETE	REMARKS
			CY	CY	LF	LF	EACH	EACH	LF	LF	
5709484	--	SB NICOLET DR, LT & RT LANES	--	--	24	--	--	--	--	--	
5709495	--	SB NICOLET DR, LT & RT LANES	--	--	--	24	--	--	--	--	
5709493	--	SB NICOLET DR, LT & RT LANES	--	--	--	24	--	--	--	--	
5709466	--	SB NICOLET DR, LT & RT LANES	--	--	--	24	--	--	--	--	
5709488	--	SB NICOLET DR, LT & RT LANES	--	--	24	--	--	--	--	--	
5709402	--	SB NICOLET DR, LT & RT LANES	--	--	24	--	--	--	--	--	
5709472	--	SB NICOLET DR, RT LANE	--	--	12	--	--	--	--	--	
5709469	--	SB NICOLET DR, RT LANE	--	--	12	--	--	--	--	--	
5709402	--	SB NICOLET DR, RT LANE	--	--	12	--	--	--	--	--	
5709477	--	SB UNIVERSITY AVE, LT LANE	--	--	12	--	--	--	--	--	
5709487	--	SB UNIVERSITY AVE, LT & RT LANES	--	--	24	--	--	--	--	--	
5709405	--	SB UNIVERSITY AVE, LT & RT LANES	2	2	--	--	--	--	--	--	57 BASE PATCHING CONCRETE NON-DOWELED
5709424	--	SB UNIVERSITY AVE, LT & RT LANES	2	2	--	--	--	--	--	--	57 BASE PATCHING CONCRETE NON-DOWELED
5709443	--	SB UNIVERSITY AVE, LT & RT LANES	--	--	24	--	--	--	--	--	42 INLET REPAIR LOCATION
5709453	--	SB UNIVERSITY AVE, LT & RT	--	--	--	--	2	--	--	--	
5709462	--	SB UNIVERSITY AVE, LT & RT LANES	--	--	24	--	--	--	--	--	
5709482	--	SB UNIVERSITY AVE, LT & RT LANES	--	--	24	--	--	--	--	--	
5710403	--	SB UNIVERSITY AVE, LT & RT LANES	--	--	24	--	--	--	--	--	
5710422	--	SB UNIVERSITY AVE, LT & RT LANES	--	--	24	--	--	--	--	--	
5710438	--	SB UNIVERSITY AVE, LT & RT LANES	--	--	24	--	--	--	--	--	
5710460	--	SB UNIVERSITY AVE, LT & RT LANES	--	--	24	--	--	--	--	--	
5711400	--	SB UNIVERSITY AVE, LT & RT LANES	--	--	24	--	--	--	--	--	
5711419	--	SB UNIVERSITY AVE, LT & RT LANES	--	--	24	--	--	--	--	--	
5711440	--	SB UNIVERSITY AVE, LT & RT LANES	--	--	24	--	--	--	--	--	
5711459	--	SB UNIVERSITY AVE, LT & RT LANES	--	--	24	--	--	--	--	--	
5711480	--	SB UNIVERSITY AVE, LT & RT LANES	--	--	24	--	--	--	--	--	
5712401	--	SB UNIVERSITY AVE, LT & RT LANES	--	--	24	--	--	--	--	--	
5712421	--	SB UNIVERSITY AVE, LT & RT LANES	--	--	24	--	--	--	--	--	
5712443	--	SB UNIVERSITY AVE, LT & RT LANES	--	--	24	--	--	--	--	--	
5712455	--	SB UNIVERSITY AVE, RT	--	--	--	--	5	--	--	--	16 INLET REPAIR LOCATION
5712460	--	SB UNIVERSITY AVE, LT & RT LANES	--	--	--	24	--	--	--	--	
SUB-TOTAL			4	4	504	120	10	4	0	172	



Addendum No. 03
ID 1480-27-71
Revised Sheet 111
December 7, 2023

BASE PATCHING CONCRETE SHEES, CONCRETE JOINT AND CRACK CLEANING AND REPAIR, AND SAWING SUMMARY

STATION	TO	STATION	LOCATION	390.0100 REMOVING PAVEMENT FOR BASE PATCHING	390.0405 BASE PATCHING CONCRETE SHEES	SPV0090.01 CONCRETE JOINT AND CRACK CLEANING AND REPAIR	SPV0090.02 CONCRETE JOINT AND CRACK FLOWBE MILLING AND PATCHING	416.0510 DRILLED TIE BARS	416.0620 DRILLED DOWEL BARS	690.0150 SAWING ASPHALT	690.0250 SAWING CONCRETE	REMARKS
				CV	CV	LF	LF	EACH	EACH	LF	LF	
5712+80	--	--	SB UNIVERSITY AVE, LT & RT LANES	--	--	--	24	--	--	--	0	
5712+99	--	--	SB UNIVERSITY AVE, LT & RT LANES	--	--	--	24	--	--	--	0	
5713+19	--	--	SB UNIVERSITY AVE, LT & RT LANES	--	--	--	24	--	--	--	0	
5713+39	--	--	SB UNIVERSITY AVE, LT & RT LANES	--	--	--	24	--	--	--	0	
5713+58	--	--	SB UNIVERSITY AVE, LT & RT LANES	--	--	--	24	--	--	--	0	
5713+81	--	--	SB UNIVERSITY AVE, LT & RT LANES	--	--	--	24	--	--	--	0	
5713+99	--	--	SB UNIVERSITY AVE, LT & RT LANES	--	--	--	24	--	--	--	0	
5714+18	--	--	SB UNIVERSITY AVE, LT & RT LANES	--	--	24	--	--	--	--	0	
5714+40	--	--	SB UNIVERSITY AVE, LT & RT LANES	--	--	24	--	--	--	--	0	
5714+59	--	--	SB UNIVERSITY AVE, LT & RT LANES	--	--	24	--	--	--	--	0	
5714+80	--	--	SB UNIVERSITY AVE, LT & RT LANES	--	--	24	--	--	--	--	0	
5714+97	--	--	SB UNIVERSITY AVE, LT & RT LANES	--	--	24	--	--	--	--	0	
5715+22	--	--	SB UNIVERSITY AVE, LT & RT LANES	--	--	24	--	--	--	--	0	
5715+59	--	--	SB UNIVERSITY AVE, LT & RT LANES	--	--	--	24	--	--	--	0	
5715+72	--	--	SB UNIVERSITY AVE, LT & RT LANES	--	--	--	24	--	--	--	0	
5715+90	--	--	SB UNIVERSITY AVE, LT & RT LANES	--	--	--	24	--	--	--	0	
5716+08	--	--	SB UNIVERSITY AVE, LT & RT LANES	--	--	--	24	--	--	--	0	
5715+70	--	5715+76	SB UNIVERSITY AVE, RT	--	--	--	24	--	2	--	16	INLET REPAIR LOCATION
5200+86	--	--	UNIVERSITY AVE TO EB 5TH S4 RAMP (SER)	2	2	24	--	5	2	--	0	
5201+06	--	--	UNIVERSITY AVE TO EB 5TH S4 RAMP (SER)	2	2	--	--	--	--	--	57	BASE PATCHING CONCRETE NON-DOVEILED
5201+26	--	--	UNIVERSITY AVE TO EB 5TH S4 RAMP (SER)	--	--	15	--	--	--	--	0	
5201+81	--	--	UNIVERSITY AVE TO EB 5TH S4 RAMP (SER)	--	--	15	--	--	--	--	0	
5202+05	--	--	UNIVERSITY AVE TO EB 5TH S4 RAMP (SER)	--	--	15	--	--	--	--	0	
5202+27	--	--	UNIVERSITY AVE TO EB 5TH S4 RAMP (SER)	--	--	15	--	--	--	--	0	
5202+69	--	--	UNIVERSITY AVE TO EB 5TH S4 RAMP (SER)	--	--	15	--	--	--	--	0	
5205+29	--	5205+85	UNIVERSITY AVE TO EB 5TH S4 RAMP (SER)	21	21	--	--	18	18	--	142	
5206+53	--	--	UNIVERSITY AVE TO EB 5TH S4 RAMP (SER)	--	--	15	--	--	--	--	--	
5206+97	--	--	UNIVERSITY AVE TO EB 5TH S4 RAMP (SER)	--	--	15	--	--	--	--	--	
5207+37	--	--	UNIVERSITY AVE TO EB 5TH S4 RAMP (SER)	--	--	15	--	--	--	--	--	
5207+60	--	--	UNIVERSITY AVE TO EB 5TH S4 RAMP (SER)	--	--	15	--	--	--	--	--	
5207+85	--	--	UNIVERSITY AVE TO EB 5TH S4 RAMP (SER)	--	--	15	--	--	--	--	--	
5208+03	--	--	UNIVERSITY AVE TO EB 5TH S4 RAMP (SER)	--	--	15	--	--	--	--	--	
SUB-TOTAL				23	23	333	264	5	20	0	215	

Addendum No. 03
 ID 1480-27-71
 Revised Sheet 112
 December 7, 2023

PROJECT NO: 1480-27-71	COUNTY: BROWN	MISCELLANEOUS QUANTITIES	SHEET 112	E
FILE NAME: I:\PDS\CDU\14802700\SHEETS\PLAN\BROWNS\MQ.DWG	DATE: 12/6/2023 9:02 AM	PLOT BY: FARRELL ALANE	PLOT NAME:	PLOT
LAYOUT NAME: 11				

BASE PATCHING CONCRETE, CRACK CLEANING AND REPAIR, AND SAWING SUMMARY

STATION	TO	STATION	LOCATION	CV	SPV.0090.01 CONCRETE JOINT AND CRACK CLEANING AND REPAIR	IF	SPV.0090.02 CONCRETE JOINT AND CRACK PLUNGE MILLING AND PATCHING	IF	416.0610 UNMILLED TIE BARS	EACH	416.0620 UNMILLED DOWEL BARS	EACH	690.0150 SAWING ASPHALT	LF	690.0250 SAWING CONCRETE	LF	REMARKS
5208-42	--	--	UNIVERSITY AVE TO EB STH 54 RAMP (SER)	--	15	--	--	--	--	--	--	--	--	--	--	--	--
5208-45	--	--	UNIVERSITY AVE TO EB STH 54 RAMP (SER)	--	15	--	--	--	--	--	--	--	--	--	--	--	--
5208-74	--	--	UNIVERSITY AVE TO EB STH 54 RAMP (SER)	--	15	--	--	--	--	--	--	--	--	--	--	--	--
5208-96	--	--	UNIVERSITY AVE TO EB STH 54 RAMP (SER)	--	15	--	--	--	--	--	--	--	--	--	--	--	--
5209-19	--	--	UNIVERSITY AVE TO EB STH 54 RAMP (SER)	--	15	--	--	--	--	--	--	--	--	--	--	--	--
5209-39	--	--	UNIVERSITY AVE TO EB STH 54 RAMP (SER)	--	15	--	--	--	--	--	--	--	--	--	--	--	--
5209-61	--	--	UNIVERSITY AVE TO EB STH 54 RAMP (SER)	--	15	--	--	--	--	--	--	--	--	--	--	--	--
5209-84	--	--	UNIVERSITY AVE TO EB STH 54 RAMP (SER)	--	15	--	--	--	--	--	--	--	--	--	--	--	--
5210-04	--	--	UNIVERSITY AVE TO EB STH 54 RAMP (SER)	--	15	--	--	--	--	--	--	--	--	--	--	--	--
5210-26	--	--	UNIVERSITY AVE TO EB STH 54 RAMP (SER)	--	15	--	--	--	--	--	--	--	--	--	--	--	--
5210-43	--	--	UNIVERSITY AVE TO EB STH 54 RAMP (SER)	--	15	--	--	--	--	--	--	--	--	--	--	--	--
5210-58	--	--	UNIVERSITY AVE TO EB STH 54 RAMP (SER)	--	15	--	--	--	--	--	--	--	--	--	--	--	--
5210-80	--	--	UNIVERSITY AVE TO EB STH 54 RAMP (SER)	--	15	--	--	--	--	--	--	--	--	--	--	--	--
5210-98	--	--	UNIVERSITY AVE TO EB STH 54 RAMP (SER)	1	--	1	--	--	--	--	--	--	--	--	--	36	BASE PATCHING CONCRETE NON-DOWELED
5211-14	--	--	UNIVERSITY AVE TO EB STH 54 RAMP (SER)	--	15	--	--	--	--	--	--	--	--	--	--	--	--
5211-52	--	--	UNIVERSITY AVE TO EB STH 54 RAMP (SER)	--	15	--	--	--	--	--	--	--	--	--	--	--	--
5211-75	--	--	UNIVERSITY AVE TO EB STH 54 RAMP (SER)	--	15	--	--	--	--	--	--	--	--	--	--	--	--
5211-95	--	--	UNIVERSITY AVE TO EB STH 54 RAMP (SER)	--	15	--	--	--	--	--	--	--	--	--	--	--	--
5212-14	--	--	UNIVERSITY AVE TO EB STH 54 RAMP (SER)	--	15	--	--	--	--	--	--	--	--	--	--	--	--
5212-72	--	--	UNIVERSITY AVE TO EB STH 54 RAMP (SER)	--	15	--	--	--	--	--	--	--	--	--	--	--	--
5212-92	--	--	UNIVERSITY AVE TO EB STH 54 RAMP (SER)	--	15	--	--	--	--	--	--	--	--	--	--	--	--
5213-62	--	--	UNIVERSITY AVE TO EB STH 54 RAMP (SER)	--	15	--	--	--	--	--	--	--	--	--	--	--	--
5214-99	--	--	UNIVERSITY AVE TO EB STH 54 RAMP (SER)	--	15	--	--	--	--	--	--	--	--	--	--	--	--
5215-19	--	--	UNIVERSITY AVE TO EB STH 54 RAMP (SER)	--	15	--	--	--	--	--	--	--	--	--	--	--	--
5215-33	--	--	UNIVERSITY AVE TO EB STH 54 RAMP (SER)	--	15	--	--	--	--	--	--	--	--	--	--	--	--
5215-93	--	--	UNIVERSITY AVE TO EB STH 54 RAMP (SER)	--	15	--	--	--	--	--	--	--	--	--	--	--	--
5216-53	--	--	UNIVERSITY AVE TO EB STH 54 RAMP (SER)	--	15	--	--	--	--	--	--	--	--	--	--	--	--
5216-73	--	--	UNIVERSITY AVE TO EB STH 54 RAMP (SER)	--	15	--	--	--	--	--	--	--	--	--	--	--	--
5217-13	--	--	UNIVERSITY AVE TO EB STH 54 RAMP (SER)	--	15	--	--	--	--	--	--	--	--	--	--	--	--
5217-32	--	--	UNIVERSITY AVE TO EB STH 54 RAMP (SER)	--	15	--	--	--	--	--	--	--	--	--	--	--	--
5218-18	--	--	UNIVERSITY AVE TO EB STH 54 RAMP (SER)	--	15	--	--	--	--	--	--	--	--	--	--	--	--
5218-48	--	--	UNIVERSITY AVE TO EB STH 54 RAMP (SER)	--	15	--	--	--	--	--	--	--	--	--	--	--	--
SUB-TOTAL				1	465	1	0	0	0	0	0	0	0	36			

Addendum No. 03
 ID 1480-27-71
 Revised Sheet 113
 December 7, 2023

BASE PATCHING CONCRETE SHEES, CONCRETE JOINT AND CRACK CLEANING AND REPAIR, AND SAWING SUMMARY

STATION	TO	STATION	LOCATION	CV	390.0405	SPV.0090.01	SPV.0090.02	416.0610	416.0620	690.0150	690.0250	REMARKS
STATION	TO	STATION	LOCATION	CV	BASE PATCHING CONCRETE SHEES	CONCRETE JOINT AND CRACK CLEANING AND REPAIR	CONCRETE JOINT AND CRACK PLUNGE MILLING AND PATCHING	UNILLED TE BARS	UNILLED DOWEL BARS	SAWING ASPHALT	SAWING CONCRETE	REMARKS
5218+67	--	--	UNIVERSITY AVE TO EB STH-54 RAMP (SER)	--	--	15	--	--	--	--	--	
5218+84	--	--	UNIVERSITY AVE TO EB STH-54 RAMP (SER)	--	--	15	--	--	--	--	--	
5219+25	--	--	UNIVERSITY AVE TO EB STH-54 RAMP (SER)	--	--	15	--	--	--	--	--	
5219+32	--	--	UNIVERSITY AVE TO EB STH-54 RAMP (SER)	--	--	15	--	--	--	--	--	
5219+56	--	--	UNIVERSITY AVE TO EB STH-54 RAMP (SER)	--	--	15	--	--	--	--	--	
5219+69	--	--	UNIVERSITY AVE TO EB STH-54 RAMP (SER)	--	--	15	--	--	--	--	--	
5220+00	--	--	UNIVERSITY AVE TO EB STH-54 RAMP (SER)	--	--	15	--	--	--	--	--	
5220+14	--	--	UNIVERSITY AVE TO EB STH-54 RAMP (SER)	--	--	15	--	--	--	--	--	
5220+28	--	--	UNIVERSITY AVE TO EB STH-54 RAMP (SER)	1	1	--	--	--	--	--	--	BASE PATCHING CONCRETE NON-DOWIELED
5220+48	--	--	UNIVERSITY AVE TO EB STH-54 RAMP (SER)	1	1	--	--	--	--	--	--	BASE PATCHING CONCRETE NON-DOWIELED
5220+54	--	--	UNIVERSITY AVE TO EB STH-54 RAMP (SER)	--	--	15	--	--	--	--	--	
5220+75	--	--	UNIVERSITY AVE TO EB STH-54 RAMP (SER)	--	--	15	--	--	--	--	--	
5220+95	--	--	UNIVERSITY AVE TO EB STH-54 RAMP (SER)	--	--	15	--	--	--	--	--	
5221+16	--	--	UNIVERSITY AVE TO EB STH-54 RAMP (SER)	--	--	15	--	--	--	--	--	
5221+27	--	--	UNIVERSITY AVE TO EB STH-54 RAMP (SER)	--	--	15	--	--	--	--	--	
5221+39	--	--	UNIVERSITY AVE TO EB STH-54 RAMP (SER)	1	1	--	--	--	--	--	--	BASE PATCHING CONCRETE NON-DOWIELED
5221+58	--	--	UNIVERSITY AVE TO EB STH-54 RAMP (SER)	--	--	15	--	--	--	--	--	
5221+77	--	--	UNIVERSITY AVE TO EB STH-54 RAMP (SER)	1	1	--	--	--	--	--	--	BASE PATCHING CONCRETE NON-DOWIELED
5221+87	--	--	UNIVERSITY AVE TO EB STH-54 RAMP (SER)	--	--	15	--	--	--	--	--	
5222+01	--	--	UNIVERSITY AVE TO EB STH-54 RAMP (SER)	--	--	15	--	--	--	--	--	
5222+21	--	--	UNIVERSITY AVE TO EB STH-54 RAMP (SER)	--	--	15	--	--	--	--	--	
5222+35	--	--	UNIVERSITY AVE TO EB STH-54 RAMP (SER)	--	--	15	15	--	--	--	--	
5222+48	--	--	UNIVERSITY AVE TO EB STH-54 RAMP (SER)	--	--	15	--	--	--	--	--	
5222+59	--	--	UNIVERSITY AVE TO EB STH-54 RAMP (SER)	--	--	15	--	--	--	--	--	
5222+78	--	--	UNIVERSITY AVE TO EB STH-54 RAMP (SER)	--	--	15	--	--	--	--	--	
5223+01	--	--	UNIVERSITY AVE TO EB STH-54 RAMP (SER)	--	--	15	--	--	--	--	--	
5223+11	--	--	UNIVERSITY AVE TO EB STH-54 RAMP (SER)	--	--	15	--	--	--	--	--	
5223+21	--	--	UNIVERSITY AVE TO EB STH-54 RAMP (SER)	--	--	15	--	--	--	--	--	
5223+41	--	--	UNIVERSITY AVE TO EB STH-54 RAMP (SER)	--	--	15	--	--	--	--	--	
5223+61	--	--	UNIVERSITY AVE TO EB STH-54 RAMP (SER)	--	--	15	--	--	--	--	--	
5224+08	--	--	UNIVERSITY AVE TO EB STH-54 RAMP (SER)	--	--	15	--	--	--	--	--	
5224+21	--	--	UNIVERSITY AVE TO EB STH-54 RAMP (SER)	--	--	15	--	--	--	--	--	
SUB-TOTAL				4	4	405	15	0	0	0	144	

Addendum No. 03
 ID 1480-27-71
 Revised Sheet 114
 December 7, 2023

BASE PATCHING CONCRETE SHEES, CONCRETE JOINT AND CRACK CLEANING AND REPAIR, AND SAWING SUMMARY

STATION	TO	STATION	LOCATION	REMOVING PAVEMENT FOR BASE PATCHING	CY	390.0405	SPV.0090.01	CONCRETE JOINT AND CRACK CLEANING AND REPAIR	LF	SPV.0090.02	CONCRETE JOINT AND CRACK PLUNGE MILLING AND PATCHING	LF	416.0610	DRILLED TIE BARS	EACH	416.0620	DRILLED DOWEL BARS	EACH	690.0150	SAWING ASPHALT	LF	690.0250	SAWING CONCRETE	LF	REMARKS									
5224+33	--	--	UNIVERSITY AVE TO EB STH 54 RAMP (SER)	BASE PATCHING CONCRETE SHEES	--	15	--	--	--	--	--	--	--	--	--	--	--	--	--	--	--	--	--	--										
5224+96	--	--	UNIVERSITY AVE TO EB STH 54 RAMP (SER)	BASE PATCHING CONCRETE SHEES	--	15	--	--	--	--	--	--	--	--	--	--	--	--	--	--	--	--	--	--										
5225+49	--	5225+61	UNIVERSITY AVE TO EB STH 54 RAMP (SER)	BASE PATCHING CONCRETE SHEES	5	5	--	--	--	--	--	--	--	18	18	--	--	--	--	--	--	5	5	5										
5226+10	--	--	UNIVERSITY AVE TO EB STH 54 RAMP (SER)	BASE PATCHING CONCRETE SHEES	1	1	--	--	--	--	--	--	--	--	--	--	--	--	--	--	--	--	36	36										
5300+09	--	--	WB STH 54 TO NICOLET DRIVE RAMP (NER)	BASE PATCHING CONCRETE SHEES	--	15	--	--	--	--	--	--	--	--	--	--	--	--	--	--	--	--	--	--										
5300+33	--	5300+48	WB STH 54 TO NICOLET DRIVE RAMP (NER)	BASE PATCHING CONCRETE SHEES	5	5	--	--	--	--	--	--	--	18	18	--	--	--	--	--	--	--	60	60										
5300+57	--	--	WB STH 54 TO NICOLET DRIVE RAMP (NER)	BASE PATCHING CONCRETE SHEES	--	15	--	--	--	--	--	--	--	--	--	--	--	--	--	--	--	--	--	--										
5300+72	--	5301+10	WB STH 54 TO NICOLET DRIVE RAMP (NER)	BASE PATCHING CONCRETE SHEES	14	14	--	--	--	--	--	--	--	30	30	--	--	--	--	--	--	--	106	106										
5301+22	--	5301+34	WB STH 54 TO NICOLET DRIVE RAMP (NER)	BASE PATCHING CONCRETE SHEES	4	4	--	--	--	--	--	--	--	18	18	--	--	--	--	--	--	--	54	54										
5301+55	--	--	WB STH 54 TO NICOLET DRIVE RAMP (NER)	BASE PATCHING CONCRETE SHEES	--	15	--	--	--	--	--	--	--	--	--	--	--	--	--	--	--	--	--	--										
5301+76	--	--	WB STH 54 TO NICOLET DRIVE RAMP (NER)	BASE PATCHING CONCRETE SHEES	--	15	--	--	--	--	--	--	--	--	--	--	--	--	--	--	--	--	--	--										
5301+93	--	--	WB STH 54 TO NICOLET DRIVE RAMP (NER)	BASE PATCHING CONCRETE SHEES	--	15	--	--	--	--	--	--	--	--	--	--	--	--	--	--	--	--	--	--										
5302+45	--	--	WB STH 54 TO NICOLET DRIVE RAMP (NER)	BASE PATCHING CONCRETE SHEES	--	15	--	--	--	--	--	--	--	--	--	--	--	--	--	--	--	--	--	--										
5302+65	--	--	WB STH 54 TO NICOLET DRIVE RAMP (NER)	BASE PATCHING CONCRETE SHEES	--	15	--	--	--	--	--	--	--	--	--	--	--	--	--	--	--	--	--	--										
5302+97	--	--	WB STH 54 TO NICOLET DRIVE RAMP (NER)	BASE PATCHING CONCRETE SHEES	--	15	--	--	--	--	--	--	--	--	--	--	--	--	--	--	--	--	--	--										
5303+18	--	--	WB STH 54 TO NICOLET DRIVE RAMP (NER)	BASE PATCHING CONCRETE SHEES	--	15	--	--	--	--	--	--	--	--	--	--	--	--	--	--	--	--	--	--										
5303+32	--	--	WB STH 54 TO NICOLET DRIVE RAMP (NER)	BASE PATCHING CONCRETE SHEES	--	15	--	--	--	--	--	--	--	--	--	--	--	--	--	--	--	--	--	--										
5303+55	--	--	WB STH 54 TO NICOLET DRIVE RAMP (NER)	BASE PATCHING CONCRETE SHEES	--	15	--	--	--	--	--	--	--	--	--	--	--	--	--	--	--	--	--	--										
5303+68	--	--	WB STH 54 TO NICOLET DRIVE RAMP (NER)	BASE PATCHING CONCRETE SHEES	--	15	--	--	--	--	--	--	--	--	--	--	--	--	--	--	--	--	--	--										
5303+89	--	--	WB STH 54 TO NICOLET DRIVE RAMP (NER)	BASE PATCHING CONCRETE SHEES	--	15	--	--	--	--	--	--	--	--	--	--	--	--	--	--	--	--	--	--										
5304+08	--	--	WB STH 54 TO NICOLET DRIVE RAMP (NER)	BASE PATCHING CONCRETE SHEES	--	15	--	--	--	--	--	--	--	--	--	--	--	--	--	--	--	--	--	--										
5304+23	--	--	WB STH 54 TO NICOLET DRIVE RAMP (NER)	BASE PATCHING CONCRETE SHEES	--	15	--	--	--	--	--	--	--	--	--	--	--	--	--	--	--	--	--	--										
5304+45	--	--	WB STH 54 TO NICOLET DRIVE RAMP (NER)	BASE PATCHING CONCRETE SHEES	--	15	--	--	--	--	--	--	--	--	--	--	--	--	--	--	--	--	--	--										
5304+64	--	--	WB STH 54 TO NICOLET DRIVE RAMP (NER)	BASE PATCHING CONCRETE SHEES	--	15	--	--	--	--	--	--	--	--	--	--	--	--	--	--	--	--	--	--										
5304+94	--	--	WB STH 54 TO NICOLET DRIVE RAMP (NER)	BASE PATCHING CONCRETE SHEES	--	15	--	--	--	--	--	--	--	--	--	--	--	--	--	--	--	--	--	--										
5305+11	--	--	WB STH 54 TO NICOLET DRIVE RAMP (NER)	BASE PATCHING CONCRETE SHEES	--	15	--	--	--	--	--	--	--	--	--	--	--	--	--	--	--	--	--	--										
5305+28	--	--	WB STH 54 TO NICOLET DRIVE RAMP (NER)	BASE PATCHING CONCRETE SHEES	--	15	--	--	--	--	--	--	--	--	--	--	--	--	--	--	--	--	--	--										
5305+40	--	--	WB STH 54 TO NICOLET DRIVE RAMP (NER)	BASE PATCHING CONCRETE SHEES	--	15	--	--	--	--	--	--	--	--	--	--	--	--	--	--	--	--	--	--										
5305+61	--	--	WB STH 54 TO NICOLET DRIVE RAMP (NER)	BASE PATCHING CONCRETE SHEES	--	15	--	--	--	--	--	--	--	--	--	--	--	--	--	--	--	--	--	--										
5305+87	--	--	WB STH 54 TO NICOLET DRIVE RAMP (NER)	BASE PATCHING CONCRETE SHEES	--	15	--	--	--	--	--	--	--	--	--	--	--	--	--	--	--	--	--	--										
5306+08	--	--	WB STH 54 TO NICOLET DRIVE RAMP (NER)	BASE PATCHING CONCRETE SHEES	--	15	--	--	--	--	--	--	--	--	--	--	--	--	--	--	--	--	--	--										
5306+50	--	--	WB STH 54 TO NICOLET DRIVE RAMP (NER)	BASE PATCHING CONCRETE SHEES	--	15	--	--	--	--	--	--	--	--	--	--	--	--	--	--	--	--	--	--										
SUB-TOTAL																							29	29	405	0	84	0	0	0	0	0	312	

BASE PATCHING CONCRETE NON-DOWELED

18

Addendum No. 03
ID 1480-27-71
Revised Sheet 115
December 7, 2023

BASE PATCHING CONCRETE SHEES, CONCRETE JOINT AND CRACK CLEANING AND REPAIR, AND SAWING SUMMARY

STATION	TO	STATION	LOCATION	CY	390.0405 BASE PATCHING CONCRETE SHEES	SPV.0090.01 CONCRETE CLEANING AND REPAIR	SPV.0090.02 CONCRETE JOINT AND CRACK PLUNGE MILLING AND PATCHING	416.0610 DRILLED TIE BARS	416.0620 DRILLED DOWEL BARS	690.0150 SAWING ASPHALT	690.0250 SAWING CONCRETE	REMARKS
5306+43	--	--	WB STH 54 TO NICOLET DRIVE RAMP (NER)	--	15	--	--	--	--	--	--	--
5306+68	--	--	WB STH 54 TO NICOLET DRIVE RAMP (NER)	--	15	--	--	--	--	--	--	--
5306+95	--	--	WB STH 54 TO NICOLET DRIVE RAMP (NER)	--	15	--	--	--	--	--	--	--
5307+13	--	--	WB STH 54 TO NICOLET DRIVE RAMP (NER)	--	15	--	--	--	--	--	--	--
5307+27	--	--	WB STH 54 TO NICOLET DRIVE RAMP (NER)	--	15	--	--	--	--	--	--	--
5307+42	--	--	WB STH 54 TO NICOLET DRIVE RAMP (NER)	--	15	--	--	--	--	--	--	--
5307+65	--	--	WB STH 54 TO NICOLET DRIVE RAMP (NER)	--	15	--	--	--	--	--	--	--
5307+82	--	--	WB STH 54 TO NICOLET DRIVE RAMP (NER)	--	15	--	--	--	--	--	--	--
5308+04	--	--	WB STH 54 TO NICOLET DRIVE RAMP (NER)	--	15	--	--	--	--	--	--	--
5308+18	--	--	WB STH 54 TO NICOLET DRIVE RAMP (NER)	--	15	--	--	--	--	--	--	--
5308+43	--	--	WB STH 54 TO NICOLET DRIVE RAMP (NER)	--	15	--	--	--	--	--	--	--
5308+57	--	--	WB STH 54 TO NICOLET DRIVE RAMP (NER)	--	15	--	--	--	--	--	--	--
5308+76	--	--	WB STH 54 TO NICOLET DRIVE RAMP (NER)	--	15	--	--	--	--	--	--	--
5309+04	--	--	WB STH 54 TO NICOLET DRIVE RAMP (NER)	--	15	--	--	--	--	--	--	--
5309+25	--	--	WB STH 54 TO NICOLET DRIVE RAMP (NER)	--	15	--	--	--	--	--	--	--
5309+48	--	--	WB STH 54 TO NICOLET DRIVE RAMP (NER)	--	15	--	--	--	--	--	--	--
5309+61	--	--	WB STH 54 TO NICOLET DRIVE RAMP (NER)	--	15	--	--	--	--	--	--	--
5309+71	--	5309+87	WB STH 54 TO NICOLET DRIVE RAMP (NER)	5	5	12	5	16	58	58	58	58
5310+11	--	5310+47	WB STH 54 TO NICOLET DRIVE RAMP (NER)	11	11	36	12	27	96	96	96	96
5310+65	--	--	WB STH 54 TO NICOLET DRIVE RAMP (NER)	--	12	--	--	--	--	--	--	--
5310+89	--	--	WB STH 54 TO NICOLET DRIVE RAMP (NER)	--	12	--	--	--	--	--	--	--
5311+05	--	--	WB STH 54 TO NICOLET DRIVE RAMP (NER)	--	12	--	--	--	--	--	--	--
5311+18	--	5311+49	WB STH 54 TO NICOLET DRIVE RAMP (NER)	16	16	12	8	65	125	125	125	125
5400+10	--	--	WB STH 54 RAMP OFF-RAMP TO NICOLET DRIVE (NER OFF)	--	15	--	--	--	--	--	--	--
5400+32	--	--	WB STH 54 RAMP OFF-RAMP TO NICOLET DRIVE (NER OFF)	--	15	--	--	--	--	--	--	--
5400+49	--	--	WB STH 54 RAMP OFF-RAMP TO NICOLET DRIVE (NER OFF)	--	15	--	--	--	--	--	--	--
5400+63	--	5400+99	WB STH 54 RAMP OFF-RAMP TO NICOLET DRIVE (NER OFF)	14	14	--	12	93	104	104	104	104
5600+17	--	--	NICOLET DRIVE TO NICOLET DRIVE ON-RAMP (NWR ON)	--	15	--	--	--	--	--	--	--
5600+30	--	--	NICOLET DRIVE TO NICOLET DRIVE ON-RAMP (NWR ON)	1	1	--	2	--	36	36	36	36
5600+64	--	--	NICOLET DRIVE TO NICOLET DRIVE ON-RAMP (NWR ON)	--	15	--	--	--	--	--	--	--
5600+82	--	--	NICOLET DRIVE TO NICOLET DRIVE ON-RAMP (NWR ON)	1	1	--	2	--	36	36	36	36
5601+00	--	--	NICOLET DRIVE TO NICOLET DRIVE ON-RAMP (NWR ON)	--	15	--	--	--	--	--	--	--
SUB-TOTAL				48	48	441	0	141	0	455	455	

BASE PATCHING CONCRETE NON-DOWELLED

BASE PATCHING CONCRETE NON-DOWELLED

Addendum No. 03
ID 1480-27-71
Revised Sheet 116
December 7, 2023

BASE PATCHING CONCRETE SHOES, CONCRETE JOINT AND CRACK CLEANING AND REPAIR, AND SAWING SUMMARY

STATION	TO	STATION	LOCATION	CY	BASE PATCHING CONCRETE SHOES	SPV.0090.01	SPV.0090.02	41.6.0610	41.6.0620	690.0150	690.0250	REMARKS
STATION	TO	STATION	LOCATION	CY	CONCRETE JOINT AND CRACK CLEANING AND REPAIR	CONCRETE JOINT AND CRACK PLUNGE MILLING AND PATCHING	DRILLED TIE BARS EACH	DRILLED DOWEL BARS EACH	SAWING ASPHALT	SAWING CONCRETE		
5604-14	--	--	NICOLET DRIVE TO NICOLET DRIVE ON-RAMP (NWR ON)	--	15	--	--	--	--	--	--	
5604-28	--	--	NICOLET DRIVE TO NICOLET DRIVE ON-RAMP (NWR ON)	--	15	--	--	--	--	--	--	
5604-43	--	--	NICOLET DRIVE TO NICOLET DRIVE ON-RAMP (NWR ON)	--	15	--	--	--	--	--	--	
5604-67	--	--	NICOLET DRIVE TO NICOLET DRIVE ON-RAMP (NWR ON)	--	15	--	--	--	--	--	--	
5604-92	--	--	NICOLET DRIVE TO NICOLET DRIVE ON-RAMP (NWR ON)	--	15	--	--	--	--	--	--	
5602-10	--	--	NICOLET DRIVE TO NICOLET DRIVE ON RAMP (NWR ON)	1	1	--	2	--	--	--	36	BASE PATCHING CONCRETE NON DOWELED
5602-27	--	--	NICOLET DRIVE TO NICOLET DRIVE ON-RAMP (NWR ON)	--	15	--	--	--	--	--	--	
5602-40	--	--	NICOLET DRIVE TO NICOLET DRIVE ON-RAMP (NWR ON)	--	15	--	--	--	--	--	--	
5500-31	--	5500-61	NICOLET DR TO WB STH 54 RAMP (NWR)	16	16	--	7	32	--	--	104	
5500-79	--	--	NICOLET DR TO WB STH 54 RAMP (NWR)	--	15	--	--	--	--	--	--	
5500-99	--	5501-40	NICOLET DR TO WB STH 54 RAMP (NWR)	19	19	--	13	18	--	--	112	
5501-50	--	--	NICOLET DR TO WB STH 54 RAMP (NWR)	--	15	--	--	--	--	--	--	
5501-67	--	--	NICOLET DR TO WB STH 54 RAMP (NWR)	1	1	--	--	--	--	--	30	BASE PATCHING CONCRETE NON-DOWELED
5501-84	--	--	NICOLET DR TO WB STH 54 RAMP (NWR)	2	2	--	--	--	--	--	57	BASE PATCHING CONCRETE NON-DOWELED
5501-98	--	--	NICOLET DR TO WB STH 54 RAMP (NWR)	--	24	--	--	--	--	--	--	
5502-15	--	5502-35	NICOLET DR TO WB STH 54 RAMP (NWR)	8	8	--	1	16	--	--	64	
5502-52	--	--	NICOLET DR TO WB STH 54 RAMP (NWR)	--	15	--	--	--	--	--	--	
5502-82	--	--	NICOLET DR TO WB STH 54 RAMP (NWR)	--	15	--	--	--	--	--	--	
5502-99	--	--	NICOLET DR TO WB STH 54 RAMP (NWR)	--	15	--	--	--	--	--	--	
5503-23	--	--	NICOLET DR TO WB STH 54 RAMP (NWR)	--	15	--	--	--	--	--	--	
5503-34	--	--	NICOLET DR TO WB STH 54 RAMP (NWR)	--	15	--	--	--	--	--	--	
5503-49	--	--	NICOLET DR TO WB STH 54 RAMP (NWR)	--	15	--	--	--	--	--	--	
5503-67	--	--	NICOLET DR TO WB STH 54 RAMP (NWR)	--	15	--	--	--	--	--	--	
5504-16	--	--	NICOLET DR TO WB STH 54 RAMP (NWR)	--	15	--	--	--	--	--	--	
5504-36	--	--	NICOLET DR TO WB STH 54 RAMP (NWR)	1	1	--	--	--	--	--	36	BASE PATCHING CONCRETE NON-DOWELED
5504-43	--	--	NICOLET DR TO WB STH 54 RAMP (NWR)	--	15	--	--	--	--	--	--	
5504-64	--	--	NICOLET DR TO WB STH 54 RAMP (NWR)	--	15	--	--	--	--	--	--	
5504-82	--	--	NICOLET DR TO WB STH 54 RAMP (NWR)	--	15	--	--	--	--	--	--	
5504-99	--	--	NICOLET DR TO WB STH 54 RAMP (NWR)	--	15	--	--	--	--	--	--	
5505-22	--	--	NICOLET DR TO WB STH 54 RAMP (NWR)	--	15	--	--	--	--	--	--	
5505-37	--	--	NICOLET DR TO WB STH 54 RAMP (NWR)	--	15	--	--	--	--	--	--	
5505-50	--	--	NICOLET DR TO WB STH 54 RAMP (NWR)	--	15	--	--	--	--	--	--	
SUB-TOTAL				48	48	0	23	66	0	439		

Addendum No. 03
 ID 1480-27-71
 Revised Sheet 117
 December 7, 2023

BASE PATCHING CONCRETE SHEES, CONCRETE JOINT AND CRACK CLEANING AND REPAIR, AND SAWING SUMMARY

STATION	TO	STATION	LOCATION	PAVEMENT FOR BASE PATCHING	CY	390.0100 REMOVING	390.0405 BASE PATCHING CONCRETE SHEES	SPV.0090.01 CONCRETE JOINT AND AND REPAIR	SPV.0090.02 CONCRETE JOINT AND AND PATCHING	416.0610 DRILLED TIE BARS	416.0620 DRILLED DOWEL BARS	690.0150 SAWING ASPHALT	690.0250 SAWING CONCRETE	REMARKS
5505-73	--	--	NICOLET DR TO WB STH 54 RAMP (NWR)		--	--	15	--	--	--	--	--	--	
5505-94	--	--	NICOLET DR TO WB STH 54 RAMP (NWR)		--	--	15	--	--	--	--	--	--	
5506-15	--	--	NICOLET DR TO WB STH 54 RAMP (NWR)		--	--	--	15	--	--	--	--	--	
5506-44	--	--	NICOLET DR TO WB STH 54 RAMP (NWR)		--	--	--	15	--	--	--	--	--	
5506-61	--	--	NICOLET DR TO WB STH 54 RAMP (NWR)		--	--	15	--	--	--	--	--	--	
5506-74	--	--	NICOLET DR TO WB STH 54 RAMP (NWR)		--	--	15	--	--	--	--	--	--	
5506-97	--	--	NICOLET DR TO WB STH 54 RAMP (NWR)		--	--	15	--	--	--	--	--	--	
5507-35	--	--	NICOLET DR TO WB STH 54 RAMP (NWR)		--	--	15	--	--	--	--	--	--	
5507-61	--	--	NICOLET DR TO WB STH 54 RAMP (NWR)		--	--	15	--	--	--	--	--	--	
5507-77	--	--	NICOLET DR TO WB STH 54 RAMP (NWR)		--	--	15	--	--	--	--	--	--	
5507-98	--	--	NICOLET DR TO WB STH 54 RAMP (NWR)		--	--	15	--	--	--	--	--	--	
5508-13	--	--	NICOLET DR TO WB STH 54 RAMP (NWR)		--	--	15	--	--	--	--	--	--	
5508-37	--	--	NICOLET DR TO WB STH 54 RAMP (NWR)		--	--	15	--	--	--	--	--	--	
5508-51	--	--	NICOLET DR TO WB STH 54 RAMP (NWR)		--	--	15	--	--	--	--	--	--	
5508-66	--	--	NICOLET DR TO WB STH 54 RAMP (NWR)		--	--	15	--	--	--	--	--	--	
5508-75	--	--	NICOLET DR TO WB STH 54 RAMP (NWR)		--	--	15	--	--	--	--	--	--	
5508-94	--	--	NICOLET DR TO WB STH 54 RAMP (NWR)		--	--	15	--	--	--	--	--	--	
5509-19	--	--	NICOLET DR TO WB STH 54 RAMP (NWR)		--	--	15	--	--	--	--	--	--	
5509-24	--	--	NICOLET DR TO WB STH 54 RAMP (NWR)		--	--	15	--	--	--	--	--	--	
5509-43	--	--	NICOLET DR TO WB STH 54 RAMP (NWR)		--	--	15	--	--	--	--	--	--	
5509-57	--	--	NICOLET DR TO WB STH 54 RAMP (NWR)		--	--	15	--	--	--	--	--	--	
5509-78	--	--	NICOLET DR TO WB STH 54 RAMP (NWR)		--	--	15	--	--	--	--	--	--	
5509-92	--	--	NICOLET DR TO WB STH 54 RAMP (NWR)		--	--	15	--	--	--	--	--	--	
5510-03	--	--	NICOLET DR TO WB STH 54 RAMP (NWR)		--	--	15	--	--	--	--	--	--	
5510-24	--	--	NICOLET DR TO WB STH 54 RAMP (NWR)		--	--	15	--	--	--	--	--	--	
146-06	--	--	WB STH 54 TO NB IH 43 (NWI)		1	--	--	--	--	--	--	--	36	BASE PATCHING CONCRETE NON-DOWELED
145-95	--	--	WB STH 54 TO NB IH 43 (NWI)		--	--	15	--	--	--	--	--	--	
145-84	--	--	WB STH 54 TO NB IH 43 (NWI)		--	--	15	--	--	--	--	--	--	
145-55	--	--	WB STH 54 TO NB IH 43 (NWI)		1	--	--	--	--	--	--	--	36	BASE PATCHING CONCRETE NON-DOWELED
145-43	--	--	WB STH 54 TO NB IH 43 (NWI)		--	--	15	--	--	--	--	--	--	
145-52	--	--	WB STH 54 TO NB IH 43 (NWI)		1	--	--	--	--	--	--	--	36	BASE PATCHING CONCRETE NON-DOWELED
SUB-TOTAL														
				2	3	3	405	30	0	0	0	0	108	

BASE PATCHING CONCRETE NON-DOWELED

BASE PATCHING CONCRETE NON-DOWELED

BASE PATCHING CONCRETE NON-DOWELED

Addendum No. 03
ID 1480-27-71
Revised Sheet 118
December 7, 2023

Addendum No. 03
ID 1480-27-71
Revised Sheet 119
December 7, 2023

BASE PATCHING CONCRETE SHOES, CONCRETE JOINT AND CRACK CLEANING AND REPAIR, AND SAWING SUMMARY

STATION	TO	STATION	LOCATION	390.0100 REMOVING PAVEMENT FOR BASE PATCHING	390.0405 BASE PATCHING CONCRETE SHOES	390.0405 CY	SPV.0090.01 CONCRETE JOINT AND CRACK CLEANING AND REPAIR	SPV.0090.02 CONCRETE JOINT AND CRACK PLUNGE MILLING AND PATCHING	416.0610 DRILLED TIE BARS EACH	416.0620 DRILLED DOWEL BARS EACH	690.0150 SAWING ASPHALT	690.0250 SAWING CONCRETE	REMARKS
144+16	-	-	WB STH 54 TO NB IH 43 (NW)							18			
144+98	-	-	WB STH 54 TO NB IH 43 (NW)										
144+86	-	-	WB STH 54 TO NB IH 43 (NW)										
144+72	-	-	WB STH 54 TO NB IH 43 (NW)										
144+55	-	-	WB STH 54 TO NB IH 43 (NW)										
144+37	-	-	WB STH 54 TO NB IH 43 (NW)										
144+25	-	-	WB STH 54 TO NB IH 43 (NW)										
6518+99	-	6518+54	BAY SETTLEMENT RD, RT										32 CURB RAMP REPLACEMENT
6518+40	-	6518+54	BAY SETTLEMENT RD, LT										64 CURB RAMPS REPLACEMENT
5714+43	-	5714+71	UNIVERSITY AVE, RT										34 DRIVEWAY CURB AND GUTTER REMOVAL
309+69	-	-	EB STH 54, LT								57		DRIVEWAY TO PUMP HOUSE
			UNDISTRIBUTED	80	80	80	804	69					
			SUB-TOTAL	80	80	80	909	69	0	18	57	13,825	
			SUB-TOTAL FROM PREVIOUS PAGES	732	732	732	16,491	681	448	871	0	13,825	
			PROJECT TOTAL	812	812	812	17,400	750	448	889	57	13,955	

* ADDITIONAL QUANTITIES SHOWN ELSEWHERE.

Addendum No. 03
ID 1480-27-71
Revised Sheet 121
December 7, 2023

CONCRETE PAVEMENT REPAIR, CONCRETE PAVEMENT REPLACEMENT AND DRILLED DOWEL BARS SUMMARY

STATION	TO	STATION	LOCATION	CONCRETE PAVEMENT REPAIR		CONCRETE PAVEMENT REPLACEMENT		DRILLED TIE BARS		DRILLED DOWEL BARS		690.0250 SAWING CONCRETE	REMARKS
				SY	LF	SY	LF	EACH	EACH	EACH	LF		
6220-58	--	6220+84	WB 5TH 54 TO BAY SETTLEMENT RD RAMP (RD)	--	43	--	16	--	16	--	82		
6218+59	--	--	WB 5TH 54 TO BAY SETTLEMENT RD RAMP (RD)	10	--	--	18	--	18	--	42		
6206+32	--	6206+45	WB 5TH 54 TO BAY SETTLEMENT RD RAMP (RD)	22	--	--	18	--	18	--	58		
6204+36	--	--	WB 5TH 54 TO BAY SETTLEMENT RD RAMP (RD)	10	--	--	18	--	18	--	42		
6203+62	--	6203+91	WB 5TH 54 TO BAY SETTLEMENT RD RAMP (RD)	--	39	--	16	--	16	--	82		
6203+26	--	--	WB 5TH 54 TO BAY SETTLEMENT RD RAMP (RD)	8	--	--	16	--	16	--	36		
6202+97	--	--	WB 5TH 54 TO BAY SETTLEMENT RD RAMP (RD)	24	--	--	48	--	48	--	84		
6202+11	--	--	WB 5TH 54 TO BAY SETTLEMENT RD RAMP (RD)	24	--	--	48	--	48	--	84		
6201+67	--	6202+03	WB 5TH 54 TO BAY SETTLEMENT RD RAMP (RD)	--	49	--	16	--	16	--	98		
6201+64	--	--	WB 5TH 54 TO BAY SETTLEMENT RD RAMP (RD)	8	--	--	16	--	16	--	36		
6201+43	--	--	WB 5TH 54 TO BAY SETTLEMENT RD RAMP (RD)	8	--	--	16	--	16	--	36		
6200+53	--	--	WB 5TH 54 TO BAY SETTLEMENT RD RAMP (RD)	8	--	--	16	--	16	--	36		
6200+40	--	--	WB 5TH 54 TO BAY SETTLEMENT RD RAMP (RD)	8	--	--	16	--	16	--	36		
6400-77	--	--	BAY SETTLEMENT RD TO WB 5TH 54 RAMP (RC ON)	16	--	--	32	--	32	--	60		
6320-49	--	6320+56	BAY SETTLEMENT RD TO WB 5TH RAMP (RC), LT	--	--	5	2	--	2	--	6		INLET REPAIR LOCATION, CURB AND GUTTER
6320-49	--	6320+56	BAY SETTLEMENT RD TO WB 5TH RAMP (RC), RT	2	--	5	2	--	2	--	24		INLET REPAIR LOCATION
6320-38	--	6320+45	BAY SETTLEMENT RD TO WB 5TH RAMP (RC), RT	2	--	5	2	--	2	--	24		INLET REPAIR LOCATION
6319+58	--	6320+85	BAY SETTLEMENT RD TO WB 5TH RAMP (RC)	--	266	--	48	--	48	--	320		
6319+31	--	6319+43	BAY SETTLEMENT RD TO WB 5TH RAMP (RC)	16	--	--	16	--	16	--	48		
6318+17	--	--	BAY SETTLEMENT RD TO WB 5TH RAMP (RC)	8	--	--	16	--	16	--	36		
6309+11	--	6309+66	BAY SETTLEMENT RD TO WB 5TH RAMP (RC)	--	89	--	16	--	16	--	137		
6307+93	--	6308+11	BAY SETTLEMENT RD TO WB 5TH RAMP (RC)	--	31	--	18	--	18	--	66		
6302+81	--	6303+11	BAY SETTLEMENT RD TO WB 5TH RAMP (RC)	--	50	--	18	--	18	--	66		
			UNDISTRIBUTED	45	140	76	92	1603					
			SUB-TOTAL	218	706	117	540	3,166					
			SUB-TOTAL FROM PREVIOUS PAGE	181	844	131	501	2,179					
			PROJECT TOTAL	400	1,550	248	1,041	5,345					
						*	889	13,955	**				
							1,930	19,300					PROJECT TOTAL

* ADDITIONAL QUANTITIES SHOWN ELSEWHERE.
** TOTAL FROM BASE PATCHING CONCRETES, CONCRETE JOINT AND CRACK CLEANING AND REPAIR, AND SAWING SUMMARY.

ALL ITEMS ARE CATEGORY 0010 UNLESS NOTED OTHERWISE. ALL STATIONS AND OFFSETS PROVIDED ARE APPROXIMATE.

PROJECT NO: 1480-27-71

HWY: 5TH 54

COUNTY: BROWN

MISCELLANEOUS QUANTITIES

SHEET 121

E

FILE NAME: I:\PDS\CDU\14802700\SHEETS\PLAN\BROW021-MQ.DWG

LAYOUT NAME: 10

PLOT DATE: 12/2/2023 11:02 AM

PLOT BY: FARRELL ALAINE

PLOT SCALE: 1"=1'

W:\9007\CADDS\SHEET 42

Addendum No. 03
ID 1480-27-71
Revised Sheet 122
December 7, 2023

HMA PAVEMENT LAND TACK COAT SUMMARY

STATION	TO	STATION	LOCATION	TACK COAT GAL	HMA PAVEMENT INTERLAYER TON	HMA PAVEMENT 4 LT 58-285 TON	HMA PAVEMENT 4 SMA 58-28V TON	ASPHALTIC SURFACE TON	REMOVING ASPHALTIC LONGITUDINAL NOTCHED WEDGE JOINT MILLING LF	REMARKS
205+83	--	206+43	EB STH 54	20	--	11	20	--	60	REMOVING CONCRETE PAVEMENT BUTT JOINT
206+43	--	269+85	EB STH 54	3,672	1,885	629	2,782	--	9,466	
269+85	--	270+89	EB STH 54	36	6	10	42	--	207	TRANSITION FROM CONCRETE PAVEMENT WITH ASPHALT OVERLAY TO STRUCTUR
272+43	--	273+28	EB STH 54	33	5	11	37	--	171	TRANSITION FROM CONCRETE PAVEMENT WITH ASPHALT OVERLAY TO STRUCTUR
273+28	--	357+81	EB STH 54	3,948	1,956	1,262	2,794	--	9,558	
357+81	--	358+41	EB STH 54	20	--	5	23	--	120	REMOVING CONCRETE PAVEMENT BUTT JOINT
358+41	--	389+26	EB STH 54	1,385	689	338	1,018	--	4,016	
389+26	--	430+31	EB STH 54	1,917	--	359	1,212	1,264	4,103	HMA PAVEMENT 4 LT 58-285 THICKNESS IS CALCULATED AT 1.75-INCHES
430+31	--	438+62	EB STH 54	327	154	112	228	--	770	
505+82	--	506+42	WB STH 54	20	--	11	20	--	60	REMOVING CONCRETE PAVEMENT BUTT JOINT
506+42	--	570+49	WB STH 54	3,739	1,857	920	2,736	--	9,227	
570+49	--	571+50	WB STH 54	30	5	13	33	--	100	TRANSITION FROM CONCRETE PAVEMENT WITH ASPHALT OVERLAY TO STRUCTUR
573+04	--	574+15	WB STH 54	33	--	13	40	--	110	TRANSITION FROM CONCRETE PAVEMENT WITH ASPHALT OVERLAY TO STRUCTUR
574+15	--	600+66	WB STH 54	1,379	747	464	964	--	3,352	
600+66	--	601+27	WB STH 54	1.6	--	10	15	--	50	REMOVING CONCRETE PAVEMENT BUTT JOINT
601+27	--	689+30	WB STH 54	3,928	1,904	1,165	2,817	--	10,170	
689+30	--	730+35	WB STH 54	2,077	--	356	1,213	1,552	4,103	HMA PAVEMENT 4 LT 58-285 THICKNESS IS CALCULATED AT 1.75-INCHES
730+35	--	737+76	WB STH 54	313	148	108	219	--	739	
337+23	--	337+95	EB STH 54, MAINTENANCE TURN-AROUND	23	13	--	19	--	--	
395+03	--	395+76	EB STH 54, MAINTENANCE TURN-AROUND	25	--	--	20	14	--	
116+21	--	116+84	EB STH 54 TO SB IH 43 RAMP (SE)	12	--	9	10	--	--	REMOVING CONCRETE PAVEMENT BUTT JOINT
124+44	--	125+06	SB IH 43 TO EB STH 54 RAMP (ES)	12	--	--	16	--	--	REMOVING CONCRETE PAVEMENT BUTT JOINT
134+48	--	135+08	EB STH 54 TO NB IH 43 RAMP (NL)	13	--	9	11	--	--	REMOVING CONCRETE PAVEMENT BUTT JOINT
144+95	--	145+55	NB IH 43 TO EB STH 54 RAMP (NE)	14	--	9	13	--	--	REMOVING CONCRETE PAVEMENT BUTT JOINT
5000+00	--	5013+01	EB STH 54 TO UNIVERSITY AVE RAMP (LOOP R)	408	208	105	319	--	--	
5100+81	--	5102+70	EB STH 54 TO NB UNIVERSITY AVE RAMP (LOOP OFF)	47	30	--	44	--	--	
5200+23	--	5218+04	UNIVERSITY AVE TO EB STH 54 RAMP (SER)	540	245	239	370	--	--	
6000+09	--	6000+59	EB STH 54 TO BAY SETTLEMENT RD RAMP (RB)	14	7	5	9	--	--	REMOVING ASPHALTIC SURFACE BUTT JOINT
6116+42	--	6116+92	BAY SETTLEMENT RD TO EB STH 54 RAMP (RA)	14	7	5	10	--	--	REMOVING ASPHALTIC SURFACE BUTT JOINT
114+69	--	115+28	SB IH 43 TO WB STH 54 RAMP (SW)	13	--	7	12	--	--	REMOVING CONCRETE PAVEMENT BUTT JOINT
115+28	--	116+18	SB IH 43 TO WB STH 54 RAMP (SW)	28	15	--	22	--	--	
120+44	--	121+09	WB STH 54 TO SB IH 43 RAMP (SL)	10	--	9	9	--	--	REMOVING CONCRETE PAVEMENT BUTT JOINT
3585+88	--	3586+50	NB IH 43 TO WB STH 54 RAMP (WN)	9	--	--	12	--	--	REMOVING CONCRETE PAVEMENT BUTT JOINT
143+48	--	144+11	WB STH 54 TO NB IH 43 RAMP (NW)	11	--	9	10	--	--	REMOVING CONCRETE PAVEMENT BUTT JOINT
5500+23	--	5508+20	NICOLET DRIVE TO WB STH 54 RAMP (NWR)	244	139	139	153	--	--	
SUB-TOTAL				24,330	10,019	6,342	17,272	2,830	55,382	

ALL ITEMS ARE CATEGORY 0010 UNLESS NOTED OTHERWISE.
ALL STATIONS AND OFFSETS PROVIDED ARE APPROXIMATE.

Addendum No. 03
ID 1480-27-71
Revised Sheet 123
December 7, 2023

HMA PAVEMENT AND TACK COAT SUMMARY (CONTINUED)

STATION	TO	STATION	LOCATION	TACK COAT GAL	HMA PAVEMENT INTERLAYER TON	HMA PAVEMENT 4 LT 58-28S TON	HMA PAVEMENT 4 SMA-58-28V TON	ASPHALTIC SURFACE TON	REMOVING ASPHALTIC LONGITUDINAL NOTCHED WEDGE JOINT MILLING LF	REMARKS
5600+95	--	5602+41	NICOLET DRIVE TO NICOLET DRIVE ON-RAMP (NRV, ON)	37	23	--	34	--	--	
5301+69	--	5311+43	WB STH 54 TO NICOLET DRIVE RAMP (NFR)	316	18	182	198	--	--	
6302+24	--	6302+74	BAY SETTLEMENT RD TO WB STH 54 RAMP (RC)	11	5	5	8	--	--	REMOVING ASPHALTIC SURFACE BUTT JOINT
6224+73	--	6225+23	WB STH 54 TO BAY SETTLEMENT RD RAMP (RD)	13	7	--	10	--	--	REMOVING ASPHALTIC SURFACE BUTT JOINT
5702+98	--	5716+48	UNIVERSITY AVE / NICOLET DRIVE	1,300	835	--	1,062	--	4,498	
5702+39	--	5702+98	SB NICOLET DRIVE	18	--	--	25	--	120	REMOVING CONCRETE PAVEMENT BUTT JOINT
5702+97	--	5703+58	NB NICOLET DRIVE	14	--	--	20	--	120	REMOVING CONCRETE PAVEMENT BUTT JOINT
5716+28	--	5716+88	SB UNIVERSITY AVENUE	12	--	--	16	--	60	REMOVING CONCRETE PAVEMENT BUTT JOINT
5716+28	--	5716+88	NB UNIVERSITY AVENUE	17	--	--	25	--	120	REMOVING CONCRETE PAVEMENT BUTT JOINT
6007+00	--	6010+49	EB STH 54 TO BAY SETTLEMENT RD RAMP (RB), LT	15	--	26	--	--	--	
6104+27	--	6106+00	BAY SETTLEMENT RD TO EB STH 54 RAMP (RA), RT	7	--	12	--	--	--	
6106+32	--	6107+50	BAY SETTLEMENT RD TO EB STH 54 RAMP (RA), LT	4	--	6	--	--	--	
6109+00	--	6113+00	BAY SETTLEMENT RD TO EB STH 54 RAMP (RA), LT	13	--	22	--	--	--	
6209+00	--	6220+00	WB STH 54 TO BAY SETTLEMENT RD RAMP (RD), LT	26	--	45	--	--	--	
6214+00	--	6216+00	WB STH 54 TO BAY SETTLEMENT RD RAMP (RD), RT	9	--	15	--	--	--	
6206+00	--	6212+00	WB STH 54 TO BAY SETTLEMENT RD RAMP (RD), RT	26	--	45	--	--	--	
6304+49	--	6313+00	BAY SETTLEMENT RD TO WB STH RAMP (RC), RT	34	--	60	--	--	--	
SUB-TOTAL				1,870	1,051	418	1,398	0	4,918	
PROJECT TOTAL				26,200	11,070	6,760	18,670	2,830	61,300	

HMA PAVEMENT TEST STRIPS VOLUMETRICS, HMA PAVEMENT TEST STRIPS DENSITY & MATERIAL TRANSFER VEHICLE SUMMARY

LOCATION	TEST STRIPS VOLUMETRICS EACH	TEST STRIPS DENSITY EACH	TEST STRIPS HMA PAVEMENT	TEST STRIPS MATERIAL TRANSFER VEHICLE EACH	REMARKS
460.0115.S	460.0120.S	460.9000.S	460.9000.S	460.4000	
HMA PAVEMENT TEST STRIPS VOLUMETRICS EACH	HMA PAVEMENT TEST STRIPS DENSITY EACH	HMA PAVEMENT TEST STRIPS MATERIAL TRANSFER VEHICLE EACH	HMA PAVEMENT TEST STRIPS MATERIAL TRANSFER VEHICLE EACH	HMA COLD WEATHER PAVING TON	
1	2	1	1	9,140	
TOTAL	2	1	1	TOTAL	
PROJECT 1480-27-71	1	2	1	9,140	

-HMA PAVEMENT TEST STRIPS DENSITY QUANTITY INCLUDES ONE TEST FOR HMA PAVEMENT OVER CONCRETE PAVEMENT AND ONE TEST FOR HMA PAVEMENT OVER MILLED ASPHALT.

ALL ITEMS ARE CATEGORY 001.0 UNLESS NOTED OTHERWISE.
ALL STATIONS AND OFFSETS PROVIDED ARE APPROXIMATE.

CURB, CURB & GUTTER AND DRILLED TIE BARS SUMMARY

STATION	TO	STATION	LOCATION	601.0105 CONCRETE CURB TYPE A	601.0405 CONCRETE CURB & GUTTER 18-INCH TYPE A	601.0409 CONCRETE CURB & GUTTER 30-INCH TYPE A	601.0590 CONCRETE CURB & GUTTER 4-INCH SLOPED 36-INCH TYPE TB/TT	601.0600 CONCRETE CURB PEDESTRIAN	416.0610 DRILLED TIE BARS	REMARKS
LF	LF	LF	LF	LF	LF	LF	LF	LF	EACH	
270+25	--	270+82	EB 5TH-54, RT	--	--	--	58	--	19	
5716+25	--	5716+31	NB UNIVERSITY AVE, RT	6	6	--	--	--	4	
5705+11	--	5705+17	NB UNIVERSITY AVE, RT	6	6	--	--	--	4	
5709+53	--	5709+59	SB UNIVERSITY AVE, LT & RT	12	12	--	--	--	8	
5712+55	--	5712+61	SB UNIVERSITY AVE, RT	6	6	--	--	--	4	
5714+43	--	5714+71	SB UNIVERSITY AVE, RT	--	28	--	--	--	9	
5715+70	--	5715+76	SB UNIVERSITY AVE, RT	6	6	--	--	--	4	
5716+10	--	5716+16	SB UNIVERSITY AVE, LT	6	--	--	--	--	2	
6517+53	--	6517+70	SB BAY SETTLEMENT RD, LT	--	17	--	--	--	12	
6518+39	--	6518+43	SB BAY SETTLEMENT RD, RT	4	--	--	--	--	--	
6518+51	--	6518+54	SB BAY SETTLEMENT RD, RT	3	--	--	--	--	--	
6517+62	--	6517+69	NB BAY SETTLEMENT RD, LT	--	7	--	--	--	4	
6518+40	--	6518+50	NB BAY SETTLEMENT RD, RT	--	10	3	--	--	3	
6518+49	--	6518+54	NB BAY SETTLEMENT RD, RT	--	10	--	--	--	3	
6518+42	--	6518+51	NB BAY SETTLEMENT RD, RT	--	--	--	26	--	--	
6503+58	--	6503+65	NB BAY SETTLEMENT RD, LT	--	7	--	--	--	4	
6010+76	--	6010+83	EB 5TH 54 TO BAY SETTLEMENT RD RAMP (RB), RT	--	7	--	--	--	4	
6102+84	--	6102+91	BAY SETTLEMENT RD TO EB 5TH 54 RAMP (RA), LT	--	7	--	--	--	4	
6105+86	--	6105+93	BAY SETTLEMENT RD TO EB 5TH 54 RAMP (RA), LT	--	7	--	--	--	4	
6320+49	--	6320+56	BAY SETTLEMENT RD TO WB 5TH RAMP (RC), LT & RT	--	14	--	--	--	8	
6320+38	--	6320+45	BAY SETTLEMENT RD TO WB 5TH RAMP (RC), RT	--	7	--	--	--	4	
TOTAL				7	42	121	58	26	104	

* 448
 ** 248
 800 PROJECT TOTAL

Addendum No. 03
 ID 1480-27-71
 Revised Sheet 125
 December 7, 2023

* TOTAL FROM BASE PATCHING CONCRETE SHEES, CONCRETE JOINT AND CRACK CLEANING AND REPAIR, AND SAWING SUMMARY.
 ** TOTAL FROM CONCRETE PAVEMENT REPAIR, CONCRETE PAVEMENT REPLACEMENT AND DRILLED DOWEL BARS SUMMARY.

CONCRETE SIDEWALK SUMMARY

STATION	TO	STATION	LOCATION	SF	REMARKS
6518+43	--	6518+51	BAY SETTLEMENT RD, RT	28	
6518+42	--	6518+51	BAY SETTLEMENT RD, LT	63	
TOTAL				91	

RIPRAP MEDIUM AND GEOTEXTILE TYPE HR SUMMARY

STATION	LOCATION	CY	SY	REMARKS
270+40	EB 5TH-54, RT	13	41	
TOTAL		13	41	

ALL ITEMS ARE CATEGORY 0010 UNLESS NOTED OTHERWISE.
 ALL STATIONS AND OFFSETS PROVIDED ARE APPROXIMATE.

Addendum No. 03
ID 1480-27-71
Revised Sheet 153
December 7, 2023

ADJUSTING INLET COVERS, INLET EXTENSION RINGS, AND INLET COVERS SUMMARY

STATION	LOCATION	ADJUSTING INLET COVERS		INLET EXTENSION RINGS		INLET COVERS		REMARKS
		EACH	**	EACH	**	TYPE A-S	EACH	
5704+63	NICOLET DR, LT	--	1	1	--	--	--	EXISTING CASTING SIMILAR TO TYPE A
5705+14	NICOLET DR, LT	1	--	1	--	--	--	EXISTING CASTING SIMILAR TO TYPE A, REPLACE TOP TWO RINGS
5705+35	NICOLET DR, RT	--	1	1	--	--	--	EXISTING CASTING SIMILAR TO TYPE A
5706+69	NICOLET DR, RT & LT	--	2	2	--	--	--	EXISTING CASTING SIMILAR TO TYPE A
5709+56	NB UNIVERSITY AVE, RT & LT	--	2	2	--	--	--	EXISTING CASTING SIMILAR TO TYPE A
5709+56	SB UNIVERSITY AVE, RT	--	1	1	--	1	--	EXISTING CASTING SIMILAR TO TYPE A
5709+56	SB UNIVERSITY AVE, LT	1	--	1	--	--	--	EXISTING CASTING SIMILAR TO TYPE A, REPLACE TOP TWO RINGS
5712+57	UNIVERSITY AVE, RT & LT	--	2	2	--	--	--	EXISTING CASTING SIMILAR TO TYPE A
5712+58	SB UNIVERSITY AVE, RT	1	--	1	--	--	--	EXISTING CASTING SIMILAR TO TYPE A, REPLACE TOP TWO RINGS
5715+69	UNIVERSITY AVE, RT & LT	--	2	2	--	--	--	EXISTING CASTING SIMILAR TO TYPE A
5715+73	SB UNIVERSITY AVE, RT	1	--	1	--	--	--	EXISTING CASTING SIMILAR TO TYPE A, REPLACE TOP TWO RINGS
5716+78	NR UNIVERSITY AVE, RT	1	--	1	--	--	--	EXISTING CASTING SIMILAR TO TYPE A, REPLAFF TOP TWO RINGS
5600+93	NICOLET DRIVE TO NICOLET DRIVE ON-RAMP (NWR ON), RT & LT	--	2	2	--	--	--	EXISTING CASTING SIMILAR TO TYPE A
5500+42	NICOLET DRIVE TO WB 5TH 54 RAMP (NWR), RT	--	1	1	--	--	--	EXISTING CASTING SIMILAR TO TYPE A
5101+36	EB 5TH 54 TO NB UNIVERSITY AVE RAMP (LOOP OFF), RT	--	1	1	--	--	--	EXISTING CASTING SIMILAR TO TYPE A
5102+66	EB 5TH 54 TO NB UNIVERSITY AVE RAMP (LOOP OFF), LT	--	1	1	--	--	--	EXISTING CASTING SIMILAR TO TYPE A
5103+13	EB 5TH 54 TO NB UNIVERSITY AVE RAMP (LOOP OFF), RT	--	1	1	--	--	--	EXISTING CASTING SIMILAR TO TYPE A
5005+76	EB 5TH 54 TO SB UNIVERSITY AVE RAMP (LOOP R), RT	--	1	1	--	--	--	EXISTING CASTING SIMILAR TO TYPE A
5009+74	EB 5TH 54 TO SB UNIVERSITY AVE RAMP (LOOP R), RT	--	1	1	--	--	--	EXISTING CASTING SIMILAR TO TYPE A
5012+70	EB 5TH 54 TO SB UNIVERSITY AVE RAMP (LOOP R), RT	--	1	1	--	--	--	EXISTING CASTING SIMILAR TO TYPE A
5203+66	UNIVERSITY AVE TO EB 5TH 54 RAMP (SER)	--	1	1	--	--	--	EXISTING CASTING SIMILAR TO TYPE A
6517+66	SB BAY SETTLEMENT RD, LT	1	--	--	--	--	--	EXISTING CASTING SIMILAR TO TYPE H, REPLACE TOP TWO RINGS
6517+66	NB BAY SETTLEMENT RD, LT	1	--	--	--	--	--	EXISTING CASTING SIMILAR TO TYPE H, REPLACE TOP TWO RINGS
6503+61	NB BAY SETTLEMENT RD, LT	1	--	--	--	--	--	EXISTING CASTING SIMILAR TO TYPE H, REPLACE TOP TWO RINGS
6010+80	EB 5TH 54 TO BAY SETTLEMENT RD RAMP (RB), RT	1	--	--	--	--	--	EXISTING CASTING SIMILAR TO TYPE H, REPLACE TOP TWO RINGS
6102+87	BAY SETTLEMENT RD TO EB 5TH 54 RAMP (RA), LT	1	--	--	--	--	--	EXISTING CASTING SIMILAR TO TYPE H, REPLACE TOP TWO RINGS
6105+90	BAY SETTLEMENT RD TO EB 5TH 54 RAMP (RA), LT	1	--	--	--	--	--	EXISTING CASTING SIMILAR TO TYPE H, REPLACE TOP TWO RINGS
6320+51	BAY SETTLEMENT RD TO WB 5TH RAMP (RC), LT & RT	2	--	--	--	--	--	EXISTING CASTING SIMILAR TO TYPE H, REPLACE TOP TWO RINGS
6320+42	BAY SETTLEMENT RD TO WB 5TH RAMP (RC), RT	1	--	--	--	--	--	EXISTING CASTING SIMILAR TO TYPE H, REPLACE TOP TWO RINGS
TOTAL		14		25		1		

* USE 611.8115 ADJUSTING INLET COVERS TO REPLACE DAMAGED CONCRETE ADJUSTMENT RINGS AS DETERMINED BY THE ENGINEER. ADJUST INLET TO MATCH THE ADJACENT CURB AND GUTTER ELEVATION.
 ** USE SPV.0060.01 INLET EXTENSION RINGS TO RAISE THE INLET GRATE TO THE ELEVATION OF THE ASPHALT OVERLAY.

ALL ITEMS ARE CATEGORY 001.0 UNLESS NOTED OTHERWISE.
ALL STATIONS AND OFFSETS PROVIDED ARE APPROXIMATE.



Proposal Schedule of Items

Proposal ID: 20231212021 Project(s): 1480-27-71

Federal ID(s): WISC 2024067

SECTION: 0001 Contract Items

Alt Set ID: Alt Mbr ID:

Proposal Line Number	Item ID Description	Approximate Quantity and Units	Unit Price	Bid Amount
0032	211.0101 Prepare Foundation for Asphaltic Paving (project) 01. 1480-27-71	1.000 EACH	_____.	_____.
0034	211.0400 Prepare Foundation for Asphaltic Shoulders	30.000 STA	_____.	_____.
0036	211.0500 Prepare Foundation for Base Aggregate	1.000 STA	_____.	_____.
0038	213.0100 Finishing Roadway (project) 01. 1480-27-71	1.000 EACH	_____.	_____.
0040	305.0110 Base Aggregate Dense 3/4-Inch	5,300.000 TON	_____.	_____.
0042	390.0100 Removing Pavement for Base Patching	812.000 CY	_____.	_____.
0044	390.0405 Base Patching Concrete SHES	812.000 CY	_____.	_____.
0046	416.0610 Drilled Tie Bars	800.000 EACH	_____.	_____.
0048	416.0620 Drilled Dowel Bars	1,930.000 EACH	_____.	_____.
0050	416.1710 Concrete Pavement Repair	400.000 SY	_____.	_____.
0052	416.1720 Concrete Pavement Replacement	1,550.000 SY	_____.	_____.
0054	450.4000 HMA Cold Weather Paving	9,140.000 TON	_____.	_____.
0056	455.0605 Tack Coat	26,200.000 GAL	_____.	_____.
0058	460.0115.S HMA Pavement Test Strip Volumetrics	1.000 EACH	_____.	_____.
0060	460.0120.S HMA Pavement Test Strip Density	2.000 EACH	_____.	_____.



Proposal Schedule of Items

Proposal ID: 20231212021 Project(s): 1480-27-71

Federal ID(s): WISC 2024067

SECTION: 0001 Contract Items

Alt Set ID: Alt Mbr ID:

Proposal Line Number	Item ID Description	Approximate Quantity and Units	Unit Price	Bid Amount
0062	460.2000 Incentive Density HMA Pavement	16,160.000 DOL	1.00000	16,160.00
0064	460.4210.S HMA Pavement Interlayer	11,070.000 TON	_____.	_____.
0066	460.5224 HMA Pavement 4 LT 58-28 S	6,760.000 TON	_____.	_____.
0068	460.8624 HMA Pavement 4 SMA 58-28 V	18,670.000 TON	_____.	_____.
0070	460.9000.S Material Transfer Vehicle	1.000 EACH	_____.	_____.
0072	465.0105 Asphaltic Surface	2,830.000 TON	_____.	_____.
0074	465.0120 Asphaltic Surface Driveways and Field Entrances	8.000 TON	_____.	_____.
0076	465.0510 Asphaltic Rumble Strips, Shoulder Divided Roadway	82,800.000 LF	_____.	_____.
0078	521.1018 Apron Endwalls for Culvert Pipe Steel 18-Inch	1.000 EACH	_____.	_____.
0080	531.1100 Concrete Masonry Ancillary Structures Type NS	2.400 CY	_____.	_____.
0082	531.1140 Steel Reinforcement HS Ancillary Structures Type NS	360.000 LB	_____.	_____.
0084	531.2024 Drilling Shaft 24-Inch	20.000 LF	_____.	_____.
0086	601.0105 Concrete Curb Type A	7.000 LF	_____.	_____.
0088	601.0405 Concrete Curb & Gutter 18-Inch Type A	42.000 LF	_____.	_____.
0090	601.0409 Concrete Curb & Gutter 30-Inch Type A	121.000 LF	_____.	_____.



Proposal Schedule of Items

Proposal ID: 20231212021 Project(s): 1480-27-71
 Federal ID(s): WISC 2024067

SECTION: 0001 Contract Items

Alt Set ID: Alt Mbr ID:

Proposal Line Number	Item ID Description	Approximate Quantity and Units	Unit Price	Bid Amount
0244	690.0150 Sawing Asphalt	57.000 LF	_____.	_____.
0246	690.0250 Sawing Concrete	19,300.000 LF	_____.	_____.
0248	740.0440 Incentive IRI Ride	35,619.000 DOL	1.00000	35,619.00
0250	ASP.1T0A On-the-Job Training Apprentice at \$5.00/HR	2,400.000 HRS	5.00000	12,000.00
0252	ASP.1T0G On-the-Job Training Graduate at \$5.00/HR	2,100.000 HRS	5.00000	10,500.00
0254	SPV.0045 Special 01. Digital Speed Reduction System	140.000 DAY	_____.	_____.
0256	SPV.0060 Special 01. Inlet Extension Rings	26.000 EACH	_____.	_____.
0258	SPV.0060 Special 02. Removing Raised Pavement Markers With Overlay	122.000 EACH	_____.	_____.
0260	SPV.0060 Special 03. Removing Raised Pavement Markers Without Overlay	43.000 EACH	_____.	_____.
0262	SPV.0060 Special 04. Sand Barrel Array Grading Shaping Finishing	10.000 EACH	_____.	_____.
0264	SPV.0090 Special 01. Concrete Joint and Crack Cleaning and Repair	17,400.000 LF	_____.	_____.
0266	SPV.0090 Special 02. Concrete Joint and Crack Plunge Milling and Patching	750.000 LF	_____.	_____.
Section: 0001			Total:	_____.
			Total Bid:	_____.

